

Meade County Fair

Presented by:

NUCOR® BRANDENBURG

July 18-25, 2026



MAKE THE FAIR A FAMILY AFFAIR!



**MEADE COUNTY
HOMETOWN HERO**



PROUDLY HONORING OUR PAST, PRESERVING OUR FUTURE • AMERICA'S 250TH

**COMPLIMENTS OF THE MEADE COUNTY
FAIR BOARD • MEADEKYFAIR.COM**

**& The Meade County
Messenger KY**



We've got
some history
here!

Meade County's
ONLY:

Locally Chartered
Locally Owned
Locally Managed
Local Bank
Since 1984



42

— YEARS STRONG —
Meade County Bank

Member
FDIC



MEADE COUNTY BANK

Meade County Bank

270-422-4141

www.meadecountybank.com


MAIN OFFICE: 2175 Bypass Rd., Brandenburg, KY 40108

RIVER RIDGE: 568 River Ridge Plaza, Brandenburg, KY 40108

FLAHERTY: 4800 Flaherty Rd., Flaherty, KY 40175

MULDRAUGH: 104 North Dixie Highway, Muldraugh, KY 40155

TABLE of CONTENTS



\$8,000 Cash Drawing	34
4-H/FFA Auction	50
Antique Tractor & Engine Show	19
Athletic Events	47
Baby Contest	72
Back-Seat Driver	52
Baking Contest	37
Beef Shows	20 & 48
Children's Mini-Truck Pull	74
Community Gospel Sing	25
Community Worship Service	25
Cornhole Tournament	23
Demo Derbies	64
Draft Horse and Mule Show	73
English Horse Show	33
Fair Fest 1-mile/5K	18
Fair Parade	25
Fair Rules	10
Food Booths	11
Garden Tractor Pull	19
Goat Shows	42
Horse Pull	62
KOI Drag Race	45
Meade County Farm Bureau Day	47

PAGEANTS

Little Mr. & Miss Meade Co. Fair	77
Miss Meade County	30
Ms. Meade County	31
Mrs. Meade County	32
Miss Pre-Teen Pageant	61
Miss Teen Pageant	63
Peewee Miss	38
Precious Miss	39
Prince and Princess	76
Pedal Pull	74
Pet Show	71
Poultry Show	27
Rabbit Show	27
Rodeo	55
Rook Tournament	44
Round Robin	50
Sheep Shows	40
Special Needs Day	36
Swine Shows	28
Texas Hold'Em	53
Truck & Tractor Pull	68
Watermelon-Eating Contest	62
Western Horse Shows	22
Dept. E - Fruits and Vegetables	80
Dept. F - Field Crops and Forage	82
Dept. G - Plants and Flowers	83
Dept. H - Home Economics	84
Dept. I - Fine Arts	90
Dept. K - FFA	92
Dept. L 4-H	93



GATED LAKESIDE COMMUNITY




TUCKED IN THE MIDDLE OF
The finest area of Meade County




Olympic Size Pool
• Two Beaches




Marina
• Golf Course



**Come over
and have
some
great
Beer and
Food by
River Forge Brewery!**



**Contact us today for more information
or to schedule a tour of our community**
270-422-2188
www.doevalley.org
www.facebook.com/doevalleymeadecounty



2026 Schedule of Events

Presented by Nucor Steel

4-H, FFA CROPS AND FORAGES BUILDING YOUTH EXHIBITS

Monday - Saturday 5 - 9 p.m.

COMMERCIAL BUILDINGS EXHIBITS OPEN

Monday - Friday 5 - 9 p.m. • Saturday 3 - 6 p.m.

HOME & GARDEN BUILDING EXHIBITS OPEN

Entry Check-in 7:30 a.m. - 12:30 p.m.
Monday 6 - 9 p.m. • Tuesday 5 - 9 p.m. • Wednesday 3 - 9 p.m. • Thursday, Friday, Saturday 5 - 9 p.m.

July
18

SATURDAY

Fair Fest 1-Mile Walk/Run.....7:40 a.m.
Fair Fest 5K.....8 a.m.
Antique Tractor and Engine Show....9 a.m.
Garden Tractor Pull.....5 p.m.
Beef Breeding Shows.....5:30 p.m.
Western Contest Horse Show.....6 p.m.
Cornhole Tournament.....7 p.m.

July
19

SUNDAY

Antique Tractor & Engine Show.....9 a.m.
Fair Parade.....2:30 p.m.
Military Display....Immediately after parade
Community Gospel Sing.....4 p.m.
Community Worship Service.....6:30 p.m.

July
20

MONDAY

Rabbit Show.....8:30 a.m.
Poultry Show.....11 a.m.
Swine Shows.....5 p.m.
Rides6 p.m. - closing
Miss Meade County6 p.m.
Ms. Meade County.....6 p.m.
Mrs. Meade County6 p.m.
English & Miniature Horse Show...7 p.m.
Demo Derbies7:30 p.m.
\$8,000 Cash GiveawayAppx. 10 p.m.

July
21

TUESDAY

Special Needs Day10 a.m. - noon
Baking Contest.....1:35 p.m.
Pee wee Miss.....4 p.m.
Precious Miss4 p.m.
Sheep Shows4:30 p.m.
Goat Showsapx. 5 p.m.
Rides6 p.m. - closing
Rook Tournament.....6 p.m.
KOI Drag Race7 p.m.
Truck and Tractor Pull7:30 p.m.

WEDNESDAY

Meade County Farm Bureau Day All Day .
Beef Steer Shows9 a.m.
Athletic Events.....noon
4-H/FFA Round Robin.....1 p.m.
Auction & Reception.....3:30 p.m.
4-H/FFA Auction.....5 p.m.
Rides4 p.m. - closing
Backseat Driver.....6 p.m.
Texas Hold'Em7 p.m.
Rodeo7:30 p.m.
Cincinnati Circus.....7:30 p.m.

July
22

THURSDAY

Open Poultry & Rabbits.....8:30 a.m.
Miss Pre-Teen Pageant.....5:30 p.m.
Rides6 p.m. - closing
Watermelon-Eating Contest6:30 p.m.
Horse Pull.....7 p.m.
Miss Teen Pageant7 p.m.
Demo Derbies7:30 p.m.

July
23

FRIDAY

Rides5 p.m. - closing
Truck & Tractor Pull7 p.m.

July
24

SATURDAY

Pet & Dog Show9 a.m.
Baby Contest.....10 a.m.
Draft Horse and Mule Show10 a.m.
Pedal Pull10:30 a.m.
Children's Mini-Truck Pull.....noon
Rides4 p.m. - closing
Prince and Princess5:30 p.m.
Truck & Tractor Pull7 p.m.
Little Mr. & Miss Meade Co. Fair ..7 p.m.

July
25

COMMUNITY AND TRADITION FAIR CELEBRATES ITS

by
EARLENE BOHANNON

As the United States celebrates its 250th birthday, the spirit of American resiliency and community is alive and well in Meade County, Kentucky. The Meade County Fair bridges the history of America's beginning years to the present, honoring the legacy of our country locally through displays of Meade County's heritage, historical exhibits, antique shows and the unwavering energy that unites this county and its people.

For 106 years, Meade County has welcomed folks to spend the week visiting its county fair--a beloved summer tradition held annually at the Meade County Fairgrounds on Hillcrest Drive in Brandenburg. Each year the event blends agricultural roots with family entertainment, carnival rides, livestock exhibits, truck and tractor pulls, and beauty pageants that highlight the community's rich farming heritage with rides, food, and competition.

For decades, the Meade County Fair has served as the focal point of each summer for many Meade Countians. Under the longtime leadership of David Pace, who has served as fair manager for over two decades, and the Meade County Fair Board of Directors, the fair has grown from its humbled beginnings on the lawn of what was then Meade County High School

(and most recently Central Elementary School) into the regional powerhouse it has become. Throughout the generations, it has evolved from a small gathering into one of the most highly decorated county fairs in the nation. The Meade County Fair consistently earns top honors and is frequently recognized as the best county fair in Kentucky.

Partnering with Kissel Entertainment, the fair offers state-of-the-art rides, thrill shows, and carnival games.

When the Meade County Fair first made its debut more than one hundred years ago, it was defined by its agricultural roots. The earliest days were all about youth showing their livestock, farmers displaying their best harvests, and homemakers competing for ribbons in canning and baking. It was a rustic, practical celebration of rural life.

Over time, those agricultural exhibitions expanded, adding community driven entertainment.

What truly sets the Meade County Fair apart is its deep sense of community. It has become a place where generations of families volunteer their time and resources for months on end, work food stands selling local favorites like pork burgers, corn on the cob and fresh homemade lemonade, and celebrates its youth by highlighting their talents through such competitions as the Miss Meade County pageants,

DITION; MEADE COUNTY S AMERICAN ROOTS

livestock competitions and truck and tractor pulls. County fairs serve as places that honor their locals, display craftsmanship and where neighbors enjoy meeting up with one another. Meade County's fair is the perfect blend of all of those areas.

Nothing shouts small town America more than a parade, and each year, Fair Week kicks off with a rousing procession that winds its way through town, beginning at Meade Olin Park and continuing to The Fairgrounds. People line Broadway and Fairgrounds Road to wave and cheer at floats decorated by local businesses and churches, the Meade County High School marching band, show horses, vintage automobiles, tractors and emergency services vehicles. This year's parade, slated for July 19, is sure to be an extra extravagant affair as it highlights not only the excitement of the upcoming fair week but also the celebration of America's 250th birthday.

A highlight at the fair each year is the Special Needs Day. Pace said, "our annual Special Needs Day allows access to the midway and show barns for the county's special needs citizens. It's comfortable for them to attend during the day because then they do not have to contend with the loud engines and chaos of the crowds that typically fill the fair in the evenings. Special Needs Day for Meade County Fair was introduced to the fair board about five or six

years ago by board member Russ Fackler. Russ wanted his son, Clay, to be able to enjoy the fair. It took off right away and now it's one of our most looked forward to days and the community does everything they can to make sure that special needs children and adults have a fun and safe day out at the fair. We have tons of volunteers that help with it and I can't say who smiles most—the volunteers or the special needs folks. It's just really heartwarming and so nice to see everyone pulling together to make this day happen." Special Needs Day for 2026 is scheduled to be held on Tuesday, July 21. The rides will be able to accommodate the special needs community from 10 am to Noon.

Many food booths are open for lunch sales during the day. There are no entry fees during these times, and this is a great way to sample some of the food booths and try out local flavors without the sweltering long lines of the more popular evening hours.

There is something for everyone at the Meade County Fair. Whether you enjoy wandering among the display booths checking out who won the blue ribbons for quilting and crafting, the thrills, sights and sounds of the midway, the explosiveness of the tractor pull, the agility of the rodeo or just hanging out with friends, the fair is the place to be July 18-25.

We'll see you there!

Fair Board Members

FAIR OFFICE 270-422-2000

Dear Fellow Meade Countians & Friends,

We hope you are as excited as we are with the 2026 anniversary of the Meade County Fair coming July 18-25. We have great news to share about the 2026 Fair! On Wednesday night, as requested by many of our loyal fans, we will again be hosting Lonestar Rodeo for the main event at the horse arena. There will be additional seating for this event. We will also have the Cincinnati Circus in the Main arena on Wednesday. The Meade County Fair and Kissell Entertainment will continue to work together to bring outstanding entertainment.

The Meade County Fair and The Meade County Messenger have worked together to produce the 2026 fair catalog. In March, the Fair Board hosted the International Associations of Fairs and Expositions Region 3 from all across the U.S. & Canada at our fairgrounds. That was a true honor and a compliment to the outstanding fair we have year after year. We look forward to seeing each and every one of you, and a friend, at the Meade County Fair. If we can be of any assistance before or during the fair let us know. The Meade County Fair is a Family Affair because of all the volunteers and contributors that make it a great fun week for the entire community.

Thank you,

Meade County Fair Board



Photo left to right: back row: Lance Padgett, Kenny Haught, Perry Richardson and Chad Ford. Middle row: Russ Fackler, Doug Banks, Brandon Phillips and Andrew Ford. Front row: Sarah Fackler, Morgan Wyatt, Co-Secretary, David Pace, Fair Manager, Kristen Barr, Co-Secretary and Melissa Yates, Co-Secretary.

Livestock Health Requirements

All livestock/animals offered for sale or exhibition at Kentucky County Fairs shall meet the following regulations according to KRS Chapter 257:

A. 302 KAR 20:040 (Entry into Kentucky)

B. 302 KAR 20:065 (Sale and Exhibition of Kentucky Origin Livestock Animals in Kentucky)

Any questions concerning these health regulations should be directed to your local veterinarian or the Kentucky Department of Agriculture State Veterinarian's office at 502-783-0582.

Livestock Health Regulations can be obtained on the Kentucky Department of Agriculture website:

<http://www.kyagr.com/statevet/animal-movement.html>

Please be advised that Livestock Health Regulations are subject to change anytime.

Notice Disclaimer

Notice is hereby given by the Meade County Fair Board Inc., hereinafter the "Board", that all vendors, commercial advertisers and entertainment facilities utilizing the Meade County Fairgrounds during the course of the Meade County Fair are independent contractors hereinafter the "independent contractor." The independent contractor is not the agent, servant or employee of the Meade County Fair Inc. or the board. Any and all intentional or negligent acts, statements, representations, or warranties, either oral or written, expressed or implied, made by or on behalf of said independent contractor in relation to any matter including, but not limited to any products, goods or services, shall be the sole responsibility of the independent contractor and the board disclaims any responsibility or liability thereafter. All future references to the Meade County Fair Inc. in this catalog are here and after referred to as Meade County Fair, the DBA for the Meade County Fair Inc.

This fair is under the management of the Meade County Fair Board, Inc. composed of David W. Pace, manager and Farm Bureau Members: Board member Kenny Haught (Cattle Member), Doug Banks, Russ Fackler (Horse Member), Chad Ford, Andrew Ford, Perry Richardson, Lance Padgett, Sarah Fackler and Brandon Phillips; and our Advisory Committee Noel Pack, MCHS FFA leader; Andy Mills, County Extension Agent for Agriculture and Natural Resources; Andy Mills County Extension Agent for 4-H/Youth Development; and Jennifer Bridge County Extension Agent for Family and Consumer Science.

LOCALLY OWNED & OPERATED IN BRANDENBURG, KY



MOSQUITO CHUCK LLC
TAKING CARE OF ALL YOUR

LICENSED

BS

(BLOODSUCKERS)

INSURED

CALL/TEXT

(502) 705-7822



Got Ticks, Mosquitos, Spiders, Ants, Flies?! Give Mosquito Chuck a call and he'll take care of all the "BS"

Fair Rules and Regulations

The fair is planned and conducted according to Kentucky Department of Agriculture regulations for the use of state funds.

Everyone pays \$15 admission which includes all events, parking and Midway.

1. Gate admission will constitute entry fee for all contests not having an entry fee.
2. There shall be no entry fee for exhibits.
3. Adult classes open to all exhibitors.
4. All exhibits must be owned by the exhibitor.
5. All exhibits remain the property of the exhibitor.
6. Premiums not filled remain the property of the Meade County Fair, Inc.
7. No combinations allowed except Junior Agriculture groups.
8. All exhibitors must secure a release from superintendent before removing exhibits from departments.
9. Any exhibits judged unworthy of showing shall not be exhibited. (Decision rests with superintendent of department.)
10. Any article exhibited that is not included in the premium list shall not be awarded a premium.
11. The management shall use the utmost care to guard and protect exhibits, but will not be responsible should losses or damages occur.
12. No exhibitor shall be allowed more than two exhibits in any one ring.
13. Exhibitors shall at all times give the necessary personal attention to whatever they may have on exhibition and at the close of the fair take charge of the same.
14. Premium checks will be mailed after the fair, as soon as possible.
15. Any premium check not cashed within 90 days after issue will be forfeited to Meade County Fair, Inc.
16. Experienced judges shall be engaged to judge the exhibits.
17. The decision of the awarding judges shall be final.
18. Premium ribbons have no value as to payment of premiums since premiums shall be paid from the record of the superintendent.
19. Any exhibitors attempting to interfere with the judges during the adjudications shall be promptly excluded from competition.
20. Vegetables shall be judged on marketable quality and usability.
21. The Meade County Fair shall furnish space on the fairgrounds for all exhibits, including pens for swine, dairy and beef, horses and mules.
22. Exhibitors shall furnish all necessary halters for dairy, beef, horses and mules.
23. Exhibitors shall furnish container for all exhibits such as: field seed and grain, fruits and vegetables, plants and flowers, etc.
24. Feed and bedding must be furnished by exhibitor of livestock.
25. Entries in the 4-H Club and Future Farmers of America classes are eligible to enter the Open Class rings, **unless otherwise stated in departments.**
26. The Meade County Fair will furnish a space for exhibits, exhibitors and spectators, but will not be responsible in case of loss or injury to either. Any questions not covered by the above rules and regulations shall be answered by the fair committee.
27. No premiums shall be paid if any of the above are broken.
28. Second prize money will be paid if there is only one entry except in animal classes.
29. All premium money will be prorated on percentage basis provided net profit does not exceed premium list.
30. Persons found guilty by the Meade County Fair of misconduct will forfeit any premiums and be asked to remove exhibits from grounds.
31. No reservations will be made for stalls. The stalls will be furnished on a first-come, first-served basis.
32. All 4-H and FFA entries must have been produced in conjunction with an approved project.
33. All entries and exhibits will be accepted between 8 a.m. and 1 p.m., Monday, July 22, **unless otherwise stated in departments.**
34. All entries will be picked up Sunday, July 30, between 2 and 3:30 p.m. **NO EXCEPTIONS.**
- 35. Shirts and shoes required.**
- 36. NO ANIMALS (OTHER THAN LICENSED SERVICE ANIMALS), NO DRONES AND NO WEAPONS.**

Food Booths

Open during the week.

Serving Lunch at 11 a.m. - 1 p.m. — No Gate Charge during these times.

Saturday, July 18

Meade County Wrestling
Chicken, Fries, Taco Salad

Sunday, July 19

Meade County Swim
Brat, Fried Bologna, Ribbon Fries, Fried Oreos

Monday, July 20

Blue River Island Baptist Church
Hamburgers, Cheeseburgers, Funnel Cakes, RC

Tuesday, July 21

Meade County Cattlemen's Association
Steak Sandwich
MCHS Baseball Team
Pizza, Fried Pickles, Corndogs, Slushies

Wednesday, July 22

Meade County FFA
Fish Sandwich

Thursday, July 23

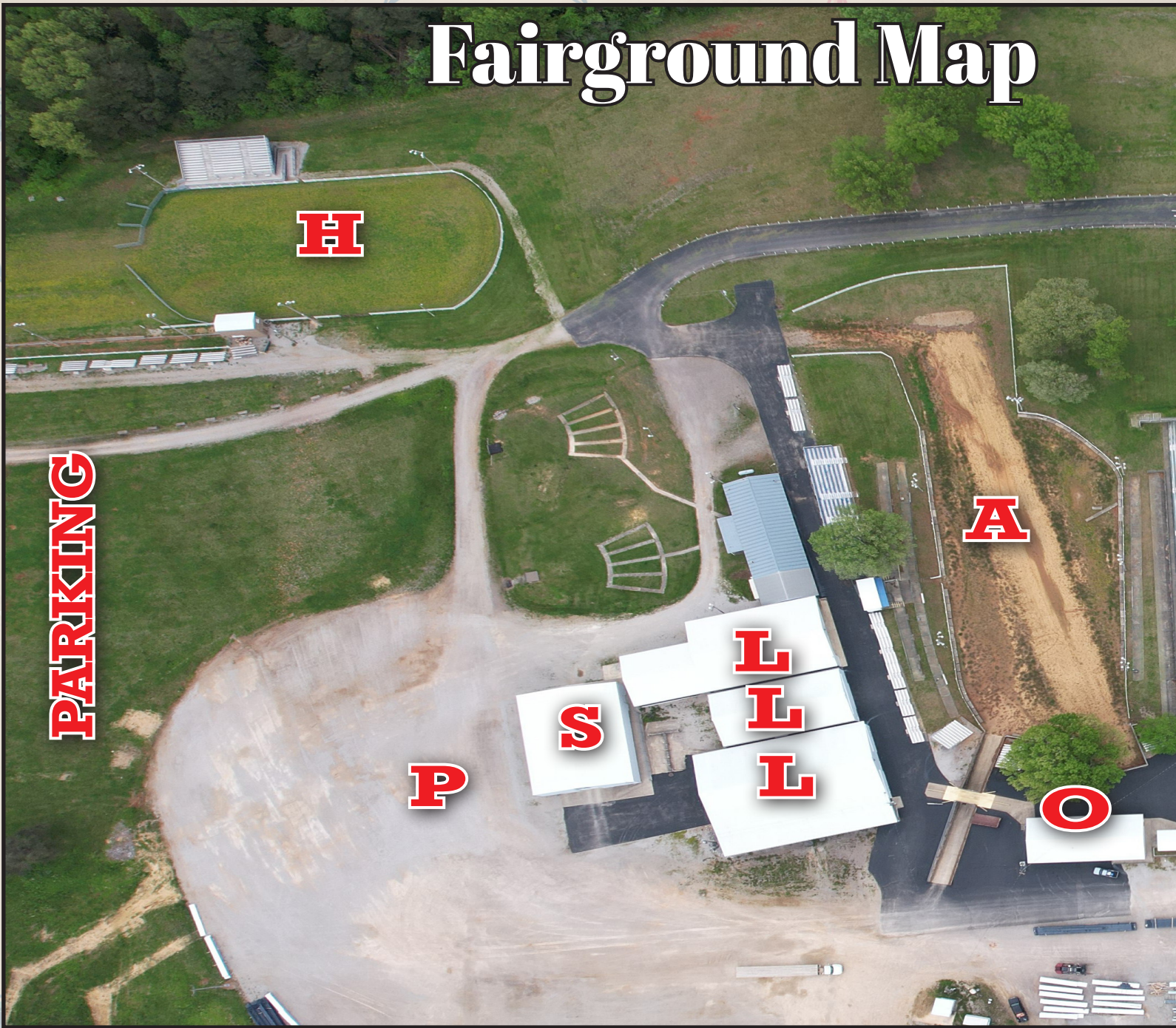
MCHS Soccer Team
Pork Chop Sandwich, Pork Burger, Dole Whip

Friday, July 24

MCHS Soccer Team,
Pork Chop Sandwich, Pork Burger, Dole Whip
Meade County Wrestling
Chicken, Fries, Taco Salad
Blue River Island Baptist Church
Hamburgers, Cheeseburgers, Funnel Cakes, RC



Fairground Map



MAP

- A** - Arena
- C** - Commercial Exhibit Building
- E** - Emergency Services
- F** - Farm Bureau Community Building.
- G** - Home & Garden Bldg.
- H** - Horse Arena

and Locations



KEY

- L** - Livestock Barns
- O** - Fair Board Office
- P** - Pit Area
- R** - Public Restrooms
- S** - Show/Auction Barn
- V** - Pavilion

2026 Contributors



Bobcat Enterprises



Local 502



BOYD Caterpillar



Meade County Bank




C&C Portables



NUCOR Steel Brandenburg



The Cecilian Bank



Stanley Steemer



Flaherty Chevrolet



United Rentals



LG&E



WesBanco

BUILD A CAREER. BUILD AMERICA.

Our steel builds bridges, buildings & infrastructure across America

Join the team at Nucor Steel Brandenburg and earn **competitive pay, industry-leading benefits, and a future** you can be proud of — starting on day one.



Fortune 100
Company



America's Largest
Steel Producer



Promote From
Within



No Layoff
Practice



North America's Largest
Recycler

WHAT YOU GAIN

A PACKAGE BUILT FOR YOUR LIFE



Medical, Dental & Vision

Full family coverage



401K & Profit Sharing

You share in our success



3 Weeks Paid Vacation

Plus personal day



Tuition & Scholarships

For you & your dependents



Stock Purchase Program

Invest in your future

WHO THRIVES HERE

SOUND LIKE YOU?

01

SAFETY FIRST

You look out for yourself and those beside you.

02

TEAM PLAYER

Can-do attitude that lifts everyone around you.

03

ADAPTABLE

Flexible with shifts, dependable when it counts.

04

DRIVEN TO GROW

Ready to learn and build something lasting.



SCAN TO APPLY

APPLY TODAY AT

MeadeJobs.Nucor.com

Agents in your county and your corner.

Meade County Farm Bureau

(270) 422-3979

878 Hillcrest Dr. • Brandenburg

(270) 828-4600

4305 Flaherty Rd. • Vine Grove



John Beavin
Agency Manager



Jeanna Turner
Agent



Jacob Bewley
Agent



Brandenburg



Vine Grove

KENTUCKY FARM BUREAU



INSURANCE

MEADE CO. COMMUNITY FARM BUREAU BUILDING



NEWLY RENOVATED



AVAILABLE FOR WEEK DAY & WEEKEND RENTALS

PREP KITCHEN W/ COMMERCIAL DEEP FREEZE AND FOOD WARMERS

FOR RATES & MORE INFO: CALL
THE FARM BUREAU OFFICE: **(270) 422-3979**

**OVER
10,000** SQ FT





WELCOME TO
THE MEADE COUNTY FAIR
Everyone have a safe and fun time!



TIRES • SERVICE • STRAIGHT TALK
BIG O TIRES
THE TEAM YOU TRUST

333 Broadway St., Brandenburg, KY 40108 • (270) 422-3977

July
18
2026

SATURDAY

Pre-Fair Event 29th Annual Fair Fest 5K & 1-Mile

7:40 a.m. 1-mile run/walk
8 a.m. 5K

Sat. July 18

FOR MORE INFORMATION, CALL: 270-422-1734 or visit www.meadecrosscountry.weebly.com

Proceeds will be donated to the MCHS Track and Cross Country teams.

ENTRY FEE: \$20 for one race, if received by July 13, 2026; \$25 day of race. Please return all entries to: MCHS Track and Cross Country, c/o Jennifer Garner, 108 Rolling Trail, Brandenburg, KY 40108.

LOCATION: Meade County Fairgrounds.

COURSE DESCRIPTION: This 5K course begins and ends at the Meade County Fairgrounds. The first 2 miles consist of a continuous gradual downhill before heading back to the finish. There are a few hills in the last mile before finishing at the fairgrounds.

T-shirts awarded to the first 80 entrants.

AWARDS: AGE DIVISIONS: 14 & under, 15-19, 20-24, 25-29, 30-34, 35-39, 40-44, 45-49, 50-55, and 56 and up.

FOR MORE INFORMATION, CALL: 270-422-1734 or visit www.meadecrosscountry.weebly.com

Promoting healthy lifestyles
for any fitness level.



493 Lawrence Street
Brandenburg, KY 40108
(270) 422-2227



**July
18 & 19
2026**

SATURDAY

AND SUNDAY

Antique Tractor & Engine Show

9 a.m. • SUPERINTENDENT: Neal Dodson - 270-945-2214

Sat. July 18

1. All makes & models welcome to display.
2. Featuring Oddballs and Orphans
3. Barrel Train Rides.
4. Lawn Mowers.
5. Related antique farm equipment.
6. Farm demos.
7. Kid's Play Area.
8. Tractor Ride Saturday.



Garden Tractor Pull

Weigh-In 4 p.m. • Pull starts 5 p.m.
Main Arena

PROMOTER: Sledge Hammer Pulling LLC
SUPERINTENDENTS:

Nathan Hager — 270-945-1715 • Lamar Hager — 270-668-7408

Hook Fee:

Cash only - \$20 for stock classes; \$50 for NQS classes

- | | |
|---|------|
| 1. Meade County Yard Stock | \$20 |
| 2. 12 HP Stock 26x12x12 - Tri State Rules | \$20 |
| 3. 16 HP Stock 26x12x12 - Tri State Rules | \$20 |
| 4. 16 HP Stock 26x12x12 4000 rpm - Southern Rules ... | \$20 |
| 5. NQS Stock Alt..... | \$50 |
| 6. NQS Super Stock | \$50 |
| 7. NQS Super Stock Carb | \$50 |
| 8. NQS Pro Stock..... | \$50 |
| 9. Pro V Twin NGTPS | \$50 |

Class Order will be determined day of.

CONTRIBUTORS:

NH Construction • Hager Farms • Barr's Bobcat Service • Hackman Performance Camshafts • Medley and Sons Vinyl • Gerber Family • Rood Dawg Chassis Worx • Ray's Electric • Peter's Performance Engineering • MWSC • Breck Co. Ready Mix

Flaherty Tractor

Company LLC

EST. 1961

Sales • Service • Parts

270-828-3173

July
18
2026

SATURDAY

Department A: Open Breeding Stock Beef Show

5:30 p.m.
Livestock Barn

Sat. July 18

PRIZE MONEY: First place, \$25; Second place, \$17; Third place, \$12; Fourth place, \$10; Fifth place, \$7.
Champion will receive trophy and rosette; Reserve Champion will receive rosette.

SUPERINTENDENT: Cody Haught —270-668-5276

Commercial Division, Angus Division, Hereford/Polled Hereford Division, Aob Division

(Other Breeds will include representatives of all breeds, either purebreds or percentage.) A minimum of 8 total head in any one breed other than those listed must be entered to qualify for a separate division. Otherwise, they must show in the Other Breeds Division.

- 1. Junior Heifer Calves(Calved Jan. 1-April 30, 2026)
- 2. Winter Heifer Calves(Calved Nov. 1-Dec. 31, 2025)
- 3. Senior Heifer Calves(Calved Sept. 1, 2023 -Oct. 31, 2025)
- 4. Late Summer Yearling Heifers (Calved July 1-Aug. 31, 2025)
- 5. Early Summer Yearling Heifers (Calved May 1-June 30, 2025)
- 6. Spring Yearling Heifers(Calved Mar. 1-April 30, 2025)
- 7. Junior Yearling Heifers(Calved Jan. 1-Feb. 28, 2025)
- 8. Senior Yearling Heifers (Calved Sept. 1-Dec. 31, 2024)
- 9. Grand Champion Heifer..... Trophy & Rosette \$100

(All first place class winners must be led into ring to compete.)

Grand Reserve Champion Heifer..... Rosette \$50

Sponsor: Stith Big D Angus

10. (All first place class winners and second place winner in class that produced Grand Champion Heifer.)

Sponsor: Stith Big D Angus

- 11. Junior Bull Calves(Calved Jan. 1, 2023 - April 30, 2026)
- 12. Winter Bull Calves (Calved Nov. 1-Dec. 31, 2025)
- 13. Senior Bull Calves(Calved Sept. 1-Oct. 31, 2025)
- 14. Late Summer Yearling Bulls(Calved July 1-Aug. 31, 2025)
- 15. Early Summer Yearling Bulls(Calved May 1-June 30, 2025)
- 16. Spring Yearling Bulls (Calved Mar. 1-April 30, 2025)
- 17. Junior Yearling Bulls (Calved Jan. 1-Feb. 28, 2025)
- 18. Senior Yearling Bulls(Calved Sept. 1-Dec. 31, 2024)
- 19. Two-Year-Old Bulls (Calved Mar. 1-Aug. 31, 2024)

20. Other Age Bulls..... Any Age

21. Grand Champion Bull..... Trophy & Rosette \$50

(All first place class winners must be led into ring to compete.) Sponsor: Meade Stock Farm

22. Reserve Grand Champion Bull..... Rosette \$25

(All first place class winners and second place winner in class that produced Grand Champion Bull.)Sponsor: Meade Stock Farm

23. Cow/Calf Pair (any age)

24. Grand Champion Cow/Calf Pair Trophy & Rosette \$50

25 Reserve Grand Champion Cow/Calf Pair Trophy & Rosette \$25

Sponsor: Oak Ridge Agnus (Kenny and Cody Haught)

- 1. Champion Youth Showmanship (9 to 13 years) Trophy & Rosette
- 2. Reserve Champion Youth Showmanship (9 to 13 years)..... Rosette
- 3. Champion Intermediate (14-18 years)..... Trophy & Rosette
- 4. Reserve Intermediate Showmanship (14-18 years)..... Rosette
- 5. Champion Adult Showmanship (19 and up)..... Trophy & Rosette
- 6. Reserve Champion Showmanship (19 and up) Rosette
- 7. Novice (up to 8 years)

Showmanship animals must be breeding stock entered in one of the above classes.

**July
18
2026**

SATURDAY

Department A: Open Breeding Stock Beef Show

**5:30 p.m.
Livestock Barn**

PRIZE MONEY: First place, \$25; Second place, \$17; Third place, \$12; Fourth place, \$10; Fifth place, \$7.
Champion will receive trophy and rosette; Reserve Champion will receive rosette.

SUPERINTENDENT: Cody Haught —270-668-5276

Judges Choice

Sponsor: Brooks Fence LLC - Oak Ridge Angus

Awards: Trophy or plaque - \$500.000

Becky Haught Memorial - Supreme Championship Drive

(Judge will pick Supreme Champion Breeding animal from overall Grand Champion Heifer, Bull, and Cow/Calf Pair.)



Sat. July 18



1910 Rhodelia Rd., Payneville, KY 40157

(270) 496-4124 | webbsbutcherblock.com

**University of
Kentucky**

**Martin-Gatton
College of Agriculture,
Food and Environment**



**Meade County Cooperative
Extension Service • 1041 Old
Ekron Road, Brandenburg, KY
40108 • 270-422-4958**



SATURDAY

Western Contest Horse Show

Sat. July 18



Horse Arena
6 p.m. EST - Show Starts

884 Hillcrest Dr., Brandenburg, KY 40108
\$5 ground fee per horse • No gate fee
\$1,000 added money • 80% payback



SUPERINTENDENT: Russ Fackler - 270-668-2974

1. Peewee Poles – (Riders 10 yrs. & under)	\$5
2. 3-D NPBA Youth Poles – \$50 added – (Riders 18 yrs. & under) rollover option to open poles	\$17
3. Jr. Horse Poles Horses – \$50 added– (Horses 5 yrs. & under)	\$15
4. 3-D NPBA Open Poles – \$200 added	\$25
5. Peewee Barrels – (Riders 10 yrs. and under).....	\$5
6. Open Flags – \$100 added with 10 horse (2-D 1/2 sec split with 10 entries)	\$15
7. 3-D IBRA Open Barrels – \$500 added (4-D with 100 horses)	\$27
8. 3-D IBRA Youth Barrels – \$100 added (Riders 18 yrs. & under) rollovers option from open	\$17
9. IBRA Adult Barrels (Riders 18-39 yrs) rollovers option from open	\$17
10. IBRA Master Barrels – Rollovers option from open.....	\$17

SHOW RULES AND REGULATIONS

- No classes will be added.
- Classes 1 and 5 – 100% payback plus trophy and ribbons.
- Classes 2, 3, 4, 7, 8, 9 and 10 will be one second split.
- All out-of-state horses shall have an official health certificate not more than 30 days old.
- All horses must have a negative Coggins test performed within 12 months of the show.
- Once exhibitors are called for their run, the exhibitors have 1 minute to enter the ring, after which the gate will be closed. Any exhibitor not in the ring by that time will not be admitted and will be disqualified. Please cooperate by being on time. Once entering the show ring, the exhibitor has 45 seconds to begin their run.
- **Protest: A protest must be in writing, signed and addressed to the chairman of the show and accompanied by a deposit of \$25. It must be received by the chairman by the end of the show. If the protest is sustained, the deposit shall be returned. If not sustained, the deposit shall be forfeited to the Meade County Fair Horse Show.**
- The Meade County Fair Horse Show is a member of the Kentucky Association of Fairs and Horse Shows.
- The horse show committee will not be held responsible in case of accidents or theft. All precautions will be taken for the protection of riders, and their animals, but no responsibility will be assumed by the Meade County Fair Board.
- The show will be run according to the IBRA and NPBA rules that apply.
- No practice runs allowed between classes. Anyone doing so will be disqualified.
- Each class entry closes when the preceding class begins. Late entries will be left to the discretion of the superintendents.
- **NO REFUNDS.**
- Knocked over barrel in IBRA classes is a no time. Knocked over pole in NPBA is a no time.
- \$2 IBRA fee per entry is included to the entry fee of classes 7, 8, 9 and 10 and is not included in payback.
- \$2 NPBA fee per entry is included to the entry fee of classes 2 and 4 and is not included in payback.
- Youth Classes – Rider 18 yrs. and under
- Peewee Classes – Rider 10 yrs. and under
- Announcements day of show take precedence over printed material in catalogs or show bills.
- Rider has option to roll time from open barrels to youth, adult or masters. Must pay both entry fees.

**July
18
2026**

SATURDAY

Cornhole Tournament

7 p.m.

Farm Bureau Community Building

PREREGISTER: Anthony Brown, 270-268-5552 PRIZE: 1st, \$300, 2nd, \$200, 3rd, \$100

Sat. July 18

SUPERINTENDENT: Anthony Brown — 270-268-5552 • Nancye Lynn • Day of tournament — Fair Office 270-422-2000

ENTRY FEE: \$20.00

RULES

BLIND DRAW - if uneven number of people have signed up, after 15 min. and no one else signs up money will be returned.

1. Check-in 5:30 - 6:30 p.m. located at the Meade County Farm Bureau Building. Tournament starts at 7 p.m. until finished.
2. Must be 18 years old or older to participate.
3. The two boards will be 27 feet apart from the front of one board to the front of the other board.
4. Each team will use 4 bags of the same color.
5. Teammates stand across from each other and use the same color bags.
6. All bags should begin at same side of board and with each player rotating each throw.
7. All players must throw from behind foul line or throw will not count! Superintendents will be watching players.
8. Game continues by alternating throws between the two opponent players until all 8 bags have been thrown.
9. The team who wins the round will throw first in the next round.

SCORING

1. 1 point for a bag on the board.
2. 3 points for a bag in the hole.
3. 0 points for a bag that lands off the board.
4. If a bag hits the ground then bounces up onto the board then that bag should be taken off the playing surface before any more bags are thrown.
5. The points cancel each other out. Example: If Team A gets 2 bags on the board and 1 bag in the hole (5 points) and Team B gets 3 bags on the board and 1 bag in the hole (6 points) Team B would get 1 point.
6. The game continues until one team reaches 21 points. A time limit may be imposed due to the number of entries.

CONTRIBUTORS:

Farm Bureau Ins. • Big O Tires •

Judge Executive Troy Kok

Waters Mowing & More • Dowell's Overhead Doors

An advertisement for Cosmic Golf. The top half features the logo "COSMIC GOLF" in white with a green and yellow globe icon. Below the logo, it says "WHERE ELIZABETHTOWN PLAYS, PARTIES, MEETS, & EATS". Further down, it asks "WANT A FREE APPETIZER?" and "BRING IN THIS AD BEFORE AUGUST 31ST 2026". The bottom half of the ad shows a wide-angle view of a cornhole course with several colorful circular targets on a green lawn. At the bottom, the address "850 Pine Valley Dr. Elizabethtown KY 42748 | (270) 600-GOLF" and the website "COSMIC.GOLF" are listed.

COSMIC GOLF
WHERE ELIZABETHTOWN PLAYS, PARTIES, MEETS, & EATS
WANT A FREE APPETIZER?
BRING IN THIS AD BEFORE AUGUST 31ST 2026
850 Pine Valley Dr. Elizabethtown KY 42748 | (270) 600-GOLF
COSMIC.GOLF



SERVING MEADE COUNTY SINCE 2010

- BULK MULCH
- DRIVEWAY GRAVEL
- DECORATIVE GRAVEL
- MORTAR/POOL SAND
- ORGANIC COMPOST
- TOP SOIL
- RIP RAP



OUTDOOR SPECIALTIES LANDSCAPE SUPPLY


- GRASS SEED
- LANDSCAPE FABRIC
- FERTILIZER
- STRAW MAT
- STRAW BALES
- RETAINING WALL SUPPLIES
- LANDSCAPING SUPPLIES

WE DELIVER!

1205 ARMORY PLACE, BRANDENBURG KY 40108

270-422-7700

WE SPECIALIZE IN PROVIDING BULK PRODUCTS TO HELP OUR CUSTOMERS DO MORE FOR LESS!



Come see us at

**570 RIVER RIDGE PLAZA,
BRANDENBURG KY 40108**

270-422-5455

July
19
2026

SUNDAY

Fair Parade - 250th Anniversary

2:30 p.m.

Begins at Meade Olin Park and ends at the fairgrounds

For more information, call:

Joe & Katie Carter — 270-750-0056 • Ashley & Kyle Mattingly — 270-750-0239
Billy & Abby Carter — 270-750-0054 • Brandon & Kaelyn Carter 270-750-0053

TROPHIES WILL BE AWARDED TO:

Best Dressed Horse & Rider

Best Jeep

\$25 awarded to Best Group: best group could be on a float, on foot, or horses, etc.

Best Antique Tractor; a plaque will be given.

Trophies and prize money awarded as follows:

FLOATS - \$150 – 1st place; \$100 – 2nd place; \$75 – 3rd place. BEST HORSE-DRAWN VEHICLE – Trophy & \$25

Any type of entry may participate: clowns, floats, horses, farm implements, bands, Jeeps, commercial, antique cars, antique tractors, etc.

No three-wheelers, four-wheelers, motorcycles, etc. allowed, except when pulling a float.

Floats need to be on the grounds and finished by 1:30 p.m.

NO THROWING CANDY! IT MAY ONLY BE HANDED OUT!



**32nd Annual Community
Gospel Sing**

4 p.m.

Farm Bureau Community Building

This year's Gospel Sing will be an Old Time Hymn Sing. There will be some special Singers, Solo, Duets, Trio and Quartets. There will be 3 pianos, Saxophone and Guitars, to assist the singing. Make plans to attend, we will be singing songs with 4 part harmony with different Choir Directors to lead us. If more info is needed call Gary Benham (270) 828-8447 or Rick Stith at (270) 668-3078. This is a free concert provided by the Fair Board and Local Businesses. Bring your singing voice and lets make a joyful noise unto the Lord.

**Community Worship
Service**

6:30 p.m.

Farm Bureau Community Building

Led by members of area churches
Sponsored by the
Meade County Ministerial Association

Sun. July 19

Re-Elect

PROVEN LEADER

GETS RESULTS

Troy Kok for Judge Executive

CONSERVATIVE GROWTH

Fiscal Responsibility & Transparency

- - Cut spending across all departments while maintaining a balanced budget
- - Lowered taxes to ease financial burdens on residents
- - Secured \$2,580,178.19 in grants by adding a grant writer to county staff
- - Held multiple town halls in every district to hear residents' concerns
- - Moved Fiscal Court meetings to each district for increased transparency

Community & Infrastructure Improvements

- - Acquired Otter Creek Campground, turned a profit, and reinvested in upgrades
- - Reorganized Waste Management, saving over \$800,000 per year and expanding service to 13 counties and Ft. Knox
- - Constructed new, much-needed facilities: Road Department, Animal Shelter, and Waste Transfer Building
- - Upgraded Senior Center and restored free meals with Lincoln Trail
- - Established a no-kill Animal Shelter to ensure better care for stray animals
- - Created an ordinance allowing affordable private road adoption into the county
- - Installing a Baby Box at Brandenburg EMS Station for infant safety

PAID FOR BY TROY KOK FOR JUDGE EXECUTIVE

**July
20
2026**

MONDAY

4-H Rabbit and Poultry Shows

Goat Barn - **Shows only for current Meade County 4-H Small Animal Club Members**

Unless otherwise indicated, all classes are: Blue - \$4.50; Red - \$2.50; White - \$1.50

4-H Rabbit Show

**Check-in 8:30 a.m.
Judging 9 a.m.**

RULES AND REQUIREMENTS

1. All rabbits shall be identified by an ear tattoo.
2. Rabbits shall be owned and under continual care of exhibitor.
3. Rabbits must be in a proper carrier with ventilation.
4. Rabbits must be checked in by 8:30 am on the day of the show.
5. Any rabbit exhibiting signs of illness at check in will be disqualified.
6. Exhibitors must stay onsite for the show and remove their rabbit(s) promptly after the show.
7. 4-H members MUST attend four (4) regular meetings and two (2) showmanship clinics during the 2025-2026 4-H season.
8. All rabbits will be released following the 4-H Rabbit Show.

Showmanship Rules:

1. Each member will use a rabbit of their choice for showmanship This rabbit does NOT have to be one shown in one of the classes.
2. All rabbits must be handled properly.
3. Members should dress appropriately for showmanship. No shorts, short sleeves, open toe shoes or dangling jewelry and long hair must be pulled back.

Classes:

1. 4 Class Rabbit Breeds
2. 6 Class Rabbit Breeds
3. Pet Class Rabbit Breeds
4. Grand Champion over all breeds
5. Reserve Grand Champion over all breeds
6. Junior Showmanship
7. Senior Showmanship
8. Skill-a-thon
9. Poster
10. Record Book (to be turned in at fair, judged at a later time)

Awards

- Ribbon
Ribbon
Ribbon
Rosset
Ribbon
Ribbon
Ribbon
Ribbon
Ribbon
Ribbon

4-H Poultry Show

**Check-in 9:30 a.m.
Judging 10 a.m.**

Rules and Classes

1. Five (5) bird limit per exhibitor.
2. All birds subject to testing by Kentucky Department of Agriculture.
3. Birds must be five (5) months of age or older.
4. Birds must be checked in by 9:30 a.m. the day of the show.
5. Exhibitor must stay onsite for the show and remove their bird(s) promptly after the show.
6. All birds shall be owned by and under the continual care of the exhibitor.
7. Any bird exhibiting signs of illness will be disqualified.
8. 4-H members MUST attend four (4) regular meetings and two (2) showmanship clinics during the 2025-2026 4-H season.
9. Members MUST participate in at least one (1) bird class plus showmanship and either the poster or skill-a-thon competition.
10. All birds will be released following the show.

Showmanship Rules:

1. Each member will use a bantam or standard chicken of their choice for showmanship. this bird does NOT have to be one shown in one of the classes.
2. All birds must be handled properly.
3. Members should dress appropriately for showmanship. No shorts, short sleeves, open toe shoes or dangling jewelry and long hair must be pulled back.

CLASSES:

1. Standard/Large Rooster
 2. Standard/Large Hen
 3. Bantam Rooster
 4. Bantam Hen
 5. Grand Champion over all birds
 6. Reserve Grand Champion over all birds
 7. Showmanship
 8. Skill-a-thon
 9. Poster
 10. Record Book (to be turned in at fair, judged at a later time)
- Ribbon

AWARDS:

- Ribbon
Ribbon
Ribbon
Ribbon
Banner
Banner
Ribbon
Ribbon
Ribbon

Mon. July 20

July
20
2026

MONDAY

4-H/FFA Swine Shows

5 p.m.
Livestock Arena

All classes open to Meade County 4-H/FFA Members only

Superintendent: Patrick Hobbs — 270-268-5955

Premiums: Blue \$10, Red \$7, White \$5

Mon. July 20

Rules

1. All 4-H/FFA swine must be on the fairgrounds by 8:00 am, Monday, July 20, 2026, and ready for weigh-in at 9:00 am.
2. Every exhibitor is responsible for cleaning stall area. **Absolutely no sawdust.**
3. There will be a \$50 charge to anyone leaving an unclean stall area.
4. Classes will be divided after weigh-in. **Swine must weigh 200-285 lbs.**
5. The local committee will exercise all reasonable precautions to prevent injuries or losses but will not be responsible for mishaps, injuries, losses or deaths that may befall animals or people during this event.
6. Exhibitors are expected to treat their animals in a manner consistent with good animal husbandry and display proper sportsmanship at all times. Failure to comply may result in disqualification of exhibitor if so recommended by the local show committee. Each local committee shall have the authority to interpret and enforce all rules.
7. **All purebred swine showing in purebred market show must have purebred papers.**
8. **Gilts exhibiting in the breeding gilt division CANNOT be shown in the Market Hog Show. Market animal can only show in market class.**

4-H/FFA Showmanship

- | | |
|---|-----------|
| 1. FFA Showmanship (Freshmen & Sophomores) | Banner |
| 2. FFA Showmanship (Juniors & Seniors) | Banner |
| 3. 4-H Junior Showmanship, age 9-11 | Banner |
| 4. 4-H Intermediate Showmanship, age 12-13 | Banner |
| 5. 4-H Senior Showmanship, age 14-19 | Banner |
| 6. 4-H/FFA Grand Showman | \$50 Cash |
| <i>Contributed by: JC Hilltop Farm</i> | |
| 7. 4-H/FFA Reserve Grand Showman | |
| 8. Cloverbud exhibitors, age 5-8
(open to Meade County youth only) | Rosette |

Champion Premier Exhibitor \$25 and Chair
Contributed by: FL Sipes Farms

4-H/FFA Swine Club Record Book Contest

Prize: First \$25.00, Second \$15.00, Third \$10.00
Contributed by: Mark Redmon Highlift Service

1. All Meade County 4-H/FFA members who auction a market hog are **REQUIRED** to enter.
2. Record Books must meet requirements specified by swine club leaders.
3. Final judging will take place in early fall.

4-H/FFA Market Hog Show

(Barrows and Gilts-Crossbred and purebred classes)

Market Hog – Classes will be determined after weigh-in

- | | |
|-------------------------------------|----------|
| 1. Champion Market Hog..... | \$150.00 |
| 2. Reserve Champion Market Hog..... | \$125.00 |
| 3. Market Hog 3rd Place..... | \$100.00 |
| 4. Market Hog 4th Place..... | \$75.00 |
| 5. Market Hog 5th Place..... | \$50.00 |

Top five (5) overall – Market Swine will be selected from Division Classes.....Banners

Contributed by: Pepper's Hardin County Milling & Lancaster's Lawn and Land

4-H/FFA Premier Exhibitor

- | | |
|--------------|---------|
| Junior | \$15.00 |
| Intermediate | \$15.00 |
| Senior | \$15.00 |

4-H/FFA Swine Breeding Gilt Class

Premiums: Lightweight: First \$25, Second \$20, Third \$15, Fourth \$10, Fifth \$5

Heavyweight: First \$25, Second \$20, Third \$15, Fourth \$10, Fifth \$5

1. Breeding gilt classes are open to 4-H/FFA members only.
2. Each exhibitor may show one pig in the class.
3. Gilts exhibiting in the breeding gilt division **CANNOT** be shown in the Market Hog Show.
4. Breeding gilts will be divided into weight classes after weigh-in.
5. An overall grand champion and reserve grand champion will be selected from the weight divisions.

Grand Champion Breeding Gilt Rosette & 100
Reserve Grand Champion Breeding Gilt Rosette & 50

Contributed by: Pepper's Hardin County Milling Lancaster's Lawn and Landscaping

July
20
2026

MONDAY

Meade County Youth Open Swine Show

6:30 p.m.
Livestock Arena

Superintendents: Brittany Hager (270) 234-3837 • Rhonda Hager (270) 668-2356

Rules

1. All exhibitors must be under the age 21 as of 1/1/2026.
2. Health papers are required upon arrival as well as purebred papers.
3. Non-Meade County residents will be encouraged to show off the trailer. A \$20 per pen fee will be charged if needed. You may get it back if you clean your pen at the conclusion of the show.
4. Entries will be due by 4pm EST.
5. Exhibitors will declare their own weights with possible weigh backs.
6. Gilt classes will be based upon weight.
7. Market hogs may not exceed 285 pounds.
8. Exhibitors will be limited to 4 market entries and 4 gilt entries.
9. Grand and Reserve MARKET hogs from the 4/H/FFA show will NOT be permitted to show in the Open Show. (Red pen pigs)
10. Novice showmanship participants must be 8 and under as of 1/1/2026.
11. The Show will begin at 6:30 pm after the 4/H/FFA show

Mon. July 20



EVERY FARM
HAS A STORY.
WE'RE JUST PROUD
TO PLAY A ROLE IN IT.



BRANDON
KENTUCKY

BUILT ON COMMON GROUND
LEARN MORE AT FCMA.COM

Loans subject to credit approval. Additional terms and conditions may apply. Farm Credit Mid-America is an equal opportunity lender.

July
20
2026

MONDAY

Miss Meade County Fair Pageant

6 p.m.

Farm Bureau Community Building

DEADLINE FOR ENTRY, JULY 13, 2026 • SPONSOR FEE \$40 (cash or money order only)

Winner will be crowned at Meade County Fairgrounds and will compete in the state contest for the title of Miss Kentucky County Fair.

PAGEANT DIRECTOR: Amy Haynes — 270-668-2787

ASSISTANTS: Meg Haynes — 270-668-7835 • Bridget Love — 270-668-5370

IN ORDER TO PARTICIPATE:

1. A contestant must have reached her 16th birthday and cannot have reached her 22nd birthday by October 31st of the year when the local contest is held. (Birth Certificate may be required)
2. Contestants must be residents of Meade County no less than one year prior to the Meade County Fair. (Proof of residency may be required)
3. Contestants must be a natural born female and must be single. (Never married, never had a marriage annulled, and never had any children.) (*Birth Certificate may be required*)
4. Winner must be able to attend opening day ceremonies at the Kentucky State Fair to assist with the state level Little Miss & Master Pageant in August 2025.
5. Winner must be willing to participate in award presentation events as needed throughout the entire week of the 2026 Meade County Fair.
6. Judging will be on the basis of poise, personality, posture, beauty, general appearance, and stage presentation. Interview is 20%, One-Piece swimsuit is 40%, and evening gown is 40%.
7. A “Miss Congeniality” will be selected by the contestants, and a “Humanitarian Award” will be given to the contestant who provides the most donations for a local charity/cause.
8. A People’s Choice Award will be selected by an audience vote. (25 cents each)
9. The winner will represent Meade Co. in the Miss Kentucky County Fair Pageant in January 2027 at the Galt House in Louisville, Ky.
- * Contestant will be required to consult with both the pageant committee and/or a panel of individuals in regard to wardrobe, make-up, hair, etc....prior to their purchase /changes for the January pageant. This will allow both the contestant and the Meade County Fair to be well represented at State level. They may also take part in pre-pageant interviews if they choose.
10. The winner will receive a crown, a sash and a prize package to be determined.
11. Other Awards: 1st Runner-Up - \$75.00 & award / 2nd Runner-Up - \$50.00 & award / Miss Congeniality - \$25.00 & award / People’s Choice Award – award / Humanitarian Award – award.
12. In the event that the winner has not, or does not, meet the above stated rules, the first runner-up will then represent Meade County in the State Pageant.
13. Once an individual has held the title of “Miss Meade County Fair”, she will not be eligible to compete in the future for the same title.

Mon. July 20



2025 Results:
**Miss Meade
County: Lainie
Gerkins**

**First Runner Up:
Julia Stewart**

**Second Runner Up:
Cyia Robertson**

**Miss Congeniality:
Graciana Branham**

**People’s Choice:
Julia Stewart**

July
20
2026

MONDAY

Ms. Meade County
Fair Pageant

6 p.m.

Farm Bureau Community Building

DEADLINE FOR ENTRY, JULY 13, 2026

SPONSOR FEE \$50 (cash or money order only)

PAGEANT DIRECTOR: Amy Haynes — 270-668-2787

ASSISTANTS: Meg Haynes — 270-668-7835 • Bridget Love — 270-668-5370

Mon. July 20

IN ORDER TO PARTICIPATE:

1. Contest will be held on Monday July 20, 2026 during the Miss Meade County Fair Pageant. Contestants **MUST** reside in Meade County no less than 1 year prior to the pageant, (proof may be required).
2. Contestants must be a natural born female, 22 years of age or older, with or without children, and **unmarried**. Only the first **20** registered contestants will be eligible to compete. Pre-registration will be available. (Birth Certificate may be required)
3. Contestants will be judged on the basis of poise, personality, posture, beauty, general appearance and stage presentation. Each contestant will have a 3-minute interview where they will wear an outfit of their choice. Contestants will also be judged in an evening gown competition to be held during the Miss Meade County Fair Pageant.
Interview = 40 percent/ Evening Gown = 60 percent.
4. Contestants will pay an entry fee of \$60.00 when registering.
5. Contestants will have to pay entry into the Fairgrounds (\$15.00 per person) if gates are open upon arrival.
6. Winner will receive a crown, a sash, and a prize package to be determined. First runner-up will receive \$50.00 and an award, Second runner-up will receive an award.
7. Winner may be asked to participate in events throughout fair week, and will be allowed to represent her title in the Fair parade the following year.
8. There will be an optional "Most Photogenic" competition:
 - a. \$5.00 entry
 - b. 5x7 or 8x10 color or black and white photo accepted
 - c. Will be judged immediately following interview
 - d. Winner will receive an award at the awards presentation at the conclusion of the evening gown competition.
9. Once registered, anyone not abiding by the rules, or bringing negative attention to the Meade County Fair, will be disqualified and will not receive a refund.
10. The winner will represent Meade County in the Ms. Kentucky County Fair Pageant in January 2027 at the Galt House in Louisville, Ky. In the state pageant both a Ms. Kentucky County Fair and a Mrs. Kentucky County Fair winner will be crowned according to marital status.
11. In the event that the winner has not, or does not, meet the above stated rules, the first runner-up will then represent Meade County in the State Pageant.
12. Once an individual has held the title of "Ms. Meade County Fair", she will not be eligible to compete in the future for the same title.

2025 Results:

**Ms. Meade County:
Lacee Tate**

**First Runner Up:
Mia Nesmith**

**Second Runner Up:
Heather Marin**



July
20
2026

MONDAY

Mrs. Meade County Fair Pageant

6 p.m.

Farm Bureau Community Building

DEADLINE FOR ENTRY, JULY 13, 2026 - SPONSOR FEE \$50 (cash or money order only)

PAGEANT DIRECTOR: Amy Haynes — 270-668-2787

ASSISTANTS: Meg Haynes — 270-668-7835 • Bridget Love — 270-668-5370

IN ORDER TO PARTICIPATE:

1. Contest will be held on Monday July 20, 2026 during the Miss Meade County Fair Pageant. Contestants **MUST** reside in Meade County no less than 1 year prior to the pageant, (proof may be required).
2. Contestants must be a natural born female, 22 years of age or older, with or without children, and **married**. Only the first **20** registered contestants will be eligible to compete. Pre-registration will be available. (Birth Certificate may be required)
3. Contestants will be judged on the basis of poise, personality, posture, beauty, general appearance and stage presentation.

Each contestant will have a 3-minute interview where they will wear an outfit of their choice. Contestants will also be judged in an evening gown competition to be held during the Miss Meade County Fair Pageant.

Interview = 40 percent/ Evening Gown = 60 percent.

4. Contestants will pay an entry fee of \$60.00 when registering.
5. Contestants will have to pay entry into the Fairgrounds (\$15.00 per person) if gates are open upon arrival.
6. Winner will receive a crown, a sash and a prize package to be determined. First runner-up will receive \$50.00 and an award, Second runner-up will receive an award.
7. Winner may be asked to participate in events throughout fair week, and will be allowed to represent her title in the Fair parade the following year.
8. There will be an optional “Most Photogenic” competition:
 - a. \$5.00 entry
 - b. 5x7 or 8x10 color or black and white photo accepted
 - c. Will be judged immediately following interview
 - d. Winner will receive an award at the awards presentation at the conclusion of the evening gown competition.
9. Once registered, anyone not abiding by the rules, or bringing negative attention to the Meade County Fair, will be disqualified and will not receive a refund.
10. The winner will represent Meade County in the Ms./Mrs. Kentucky County Fair Pageant in January 2027 at the Galt House in Louisville, Ky. In the state pageant both a Ms. Kentucky County Fair and a Mrs. Kentucky County Fair winner will be crowned according to marital status.
11. In the event that the winner has not, or does not, meet the above stated rules, the first runner-up will then represent Meade County in the State Pageant.
12. Once an individual has held the title of “Mrs. Meade County Fair”, she will not be eligible to compete in the future for the same title.



2025 Results:

Mrs. Meade County: Marcie Dugan
First Runner Up: Rylee Stull
Second Runner Up: Aleah Foushee

Mon. July 20

**July
20
2026**

MONDAY

Meade County Fair English and Miniature Horse Show

Meade County Fairgrounds • 876 Hillcrest Dr. Brandenburg, KY 40108

Show starts 7:00 PM EST – Horse Arena

SUPERINTENDENT: Russ Fackler — 270-668-2974

Entry Fees and Premiums:

Classes #1 – No entry fee, trophy and ribbon to all • All other classes - \$10 entry fee, payback - \$40, \$30, \$20, \$10

1. **Lead Line** – Western or English - Any breed; Riders 8 yrs. & under; No Entry Fee; Trophy & Ribbon to all
2. **Open Halter** - Any breed except Miniatures.....\$10.00
3. **Miniature Open Halter**.....\$10.00
4. **Youth Showmanship** – Any breed, ages 18 & under....\$10.00
5. **Open Showmanship** – Any breed.....\$10.00

15-minute break – Western Classes

6. **Youth Walk Trot** – Ages 18 & under.....\$10.00
7. **Open Walk Trot**.....\$10.00
8. **Youth Western Pleasure** – Ages 18 & under.....\$10.00
9. **Open Western Pleasure**.....\$10.00
10. **Youth Horsemanship** – Ages 18 & under.....\$10.00
11. **Open Horsemanship**.....\$10.00

15-minute break – English Classes

12. **Youth Walk and Favorite Gait** – Ages 18 & under.....\$10.00
13. **Open Walk and Favorite Gait**.....\$10.00
14. **Show Pleasure Open**.....\$10.00
15. **Old Timers Country Pleasure** – Walk and favorite gait, riders over 50
16. **Five Gaited Open**.....\$10.00
17. **Three Gaited Open**.....\$10.00
18. **Hackney Pony Open**.....\$10.00

15-minute break – Driving / Costume Classes

19. **Miniature Horse Youth Pleasure Driving** – Ages 18 & under.....\$10.00
20. **Miniature Horse Open Pleasure Driving**.....\$10.00
21. **Roaster Pony to Bike**.....\$10.00
22. **Roaster Horse to Bike**.....\$10.00
23. **Fine Harness Open**.....\$10.00
24. **Open Costume Class**.....\$10.00

SHOW RULES AND REGULATIONS

1. All out-of-state horses must have an official health certificate not more than 30 days old.
2. All horses must have a negative Coggins test no more than 12 months old from the date of show.
3. **Protest: A protest must be in writing, signed and addressed to the chairman of the show and accompanied by a deposit of \$25. It must be received by the chairman by the end of the show. If the protest is sustained the**

deposit shall be returned. If not sustained, the deposit shall be forfeited to the Meade County Fair Horse Show.

4. The Meade County Fair Horse Show is a member of the Kentucky Association of Fairs and Horse Shows
5. The horse show committee will not be held responsible in case of accidents or theft. All precautions will be taken for the protection of riders, their animals, but not responsibility will be assumed by the Meade County Fair Board.
6. Late entries will be left to the discretion of the superintendents.
7. NO REFUNDS
8. Announcements day of show take precedence over printed material in catalogs or show bill. Classes may be added, changed or eliminated at the discretion of the show superintendent.

Mon. July 20



OTTER CREEK — CAMPGROUND —

CAMPERS ONLY

ACTIVITY SCHEDULE

JULY 4TH ACTIVITIES

	12:00 – 12:30 AM	— Make Fourth of July Activity at D Field
	1:00 – 1:30 PM	— Bicycle Parade at Office
	3:00 – 3:30 PM	— Kids Cornhole at D Field
	4:00 – 4:30 PM	— Adult Cornhole D Field \$5.00 to play
	7:00 PM	— Golf Cart Parade at Office
	8:00 PM	— Karaoke at E-6

JULY 18TH ACTIVITIES

	12:00 – 12:30 AM	— Paint Christmas Ornaments D Field
	1:00 – 1:30 PM	— Bicycle Parade Front Office
	3:00 – 3:30 PM	— Kids Cornhole D Field
	4:00 – 4:30 PM	— Adult Cornhole D Field \$5.00 to Play
	7:00 PM	— Golf Cart Parade at Office
	8:00 PM	— Karaoke at E-6

JULY 25TH ACTIVITIES

	1:00 – 1:30 PM	— We will be playing Water games D Field
	8:00 – 10:00 PM	— Will Be Movie Night





**July
20
2026**

MONDAY

Demolition Derby

**7:30 p.m.
Main Arena**

SUPERINTENDENTS: Chuck Haynes, 270-828-5154 and Kevin Compton, 270-668-8398
PROMOTER: John Peck 859-393-8693

Mon. July 20



SPONSORED BY:

Meade County Fair Board

ALL PRIZE MONEY GUARANTEED! • ALL TOP DOG RULES APPLY!
Big Car Street Stock — \$50 Entry Fee

- 1st.** \$1,200 + Trophy (King of Meade County)
- 2nd.** \$500 + Trophy
- 3rd.** \$200 + Trophy
- Mad Dog:** \$300 + Trophy

Lawn Mower Derby
\$30 Entry Fee
Trophy

Kids Power Wheels
\$10 Entry
All Kids Receive Trophy

\$8,000 Cash Giveaway

10 p.m. • Main Arena

1st: \$5,000
2nd: \$1,000 • 3rd: \$1,000 • 4th: \$1,000

1. Money given away Monday, July 21, approximately 10 p.m. at the Meade County Fairgrounds. Winner **MUST** be present to win.
2. The winner will be determined in a random drawing conducted by the members of the Fair Board. By participating, entrants accept and agree to be bound by these rules, and the decision of the fair board members is final.
3. Must have matching ticket stub to win. No advance tickets. Winner will be called by name and number from the ticket stub. Tickets must be signed to be valid. One ticket per paid admission. Entrant must pay regular gate admission to receive ticket.
4. The Meade County Fair Board and members of their immediate household are ineligible.
5. Subject to all local, state and federal regulations. Taxes on prize are the responsibility of the winner.
6. The only ticket drop box available will be at the Meade County Fairgrounds on Monday, July 21, from 6 to 9:30 p.m.



**WE'RE THE
HOMETOWN FOLKS!**
**BRING US YOUR TRACTOR TIRES
WE WILL REPAIR THEM**

- New Tires • Flats
- Fixed • Field Service Vulcanizing • Fluid Service • Tubes



BEST PRICES ON ALL SIZES

**HARDINSBURG
TIRE SERVICE**

**HWY. 60 EAST,
HARDINSBURG, KY
270-756-5170**



Brandenburg City Police



"Keeping Our Community Safe"
www.brandenburg.ky.gov/police-department

*Parking Lot Escorts • Information & Directions • Lost Children
Traffic Control • Safety & Security*



The Brandenburg Police Department and the Citizens On Patrol look forward to providing these services and many more for the 2022 Meade County Fair.

We will be located in the Emergency Services Command Post Building.

Hit the road with Ray's Ford

Call now for unbeatable rental deals and get scheduled today!

385 Bypass Rd
Brandenburg, KY 40108
270-422-4901
Monday-Friday 8 a.m.-5:30 p.m.,
Saturday 8am-Noon





**July
21
2026**

TUESDAY

Special Needs Day

Rides: • 10 a.m. - Noon

For all special needs participants and caregivers.

SUPERINTENDENT: Amelia Ford — 270-945-0170 • Russ Fackler — 270-668-2974

Tues. July 21



My kind of bank.



**FIRST
STATE
BANK**

 240 N. First St.
Irvington, KY 40146

 270.547.2271

 firststatebankky.com

July
21
2026

TUESDAY

King Arthur Baking Contest

Judging will begin at 1:35 p.m.

Meade County Extension Office

1041 Ekron Rd, Brandenburg KY 40108

Check in entries no later than 1:30 p.m.

Register for the contest by calling the Meade County Extension office at 270-422-4958

Adult Prizes: 1st place: \$75 gift card; 2nd place: \$50 gift card; 3rd place: \$25 gift card

Youth Prizes: 1st place: \$40 gift card; 2nd place: \$25 gift card; 3rd place: \$25 gift card.

All winners will also receive a rosette ribbon

ENTRY FORM FOR THE KING ARTHUR BAKING CONTEST

Name: _____

Telephone Number: _____

Mailing Address: _____

Email Address (optional): _____

____ Youth (18 and under) ____ Adult (19 and Above)

RULES:

1. The contest is open to ages 6 and over.
2. Contestants must submit 3 muffins of choice.
3. Entries must be submitted for judging no later than 1:30 PM.
4. Must provide a legible recipe, with the entry, preferably typed.
5. Must use King Arthur flour and bring the opened bag or UPC code from the bag with the entry.
6. Entry forms must accompany the entry.
7. Failure to follow the rules may result in disqualification.
8. Entries will be judged based on:

Taste	
50 points	
Texture	25 points
Creativity and overall appearance	<u>25 points</u>
Total	100 points

Tues. July 21

DOC'S BBQ SMOKE SHACK



The best BBQ
in the
Kentuckiana Area!

Baby back ribs
• Pulled pork •
Brisket • And
more!

Phone: (270) 422-2727

Located at 634 Bypass Rd,
Brandenburg, Ky



July
21
2026

TUESDAY

Peewee Miss Pageant

4 p.m.

Farm Bureau Community Building

PAGEANT DIRECTORS:

Pam Medley - 730 Coleman Rd, Vine Grove Ky 40175 • 270-668-9714

Tiffany Medley - at the Fitness Room in Flaherty, Ky • 270-980-0914 or 270-945-1731

*Deadline for entry is July 16. A text or email will be sent to you confirming your registration after entry fee and registration is received. Form and entry fee **MUST** be turned in to Pam Medley or dropped off at The Fitness Room no later than July 16th in order for the contestant to be registered.*

RULES

1. Must be a resident of Meade County for at least one year.
2. Must have reached 2nd birthday and cannot have reached their 3rd birthday by date of the pageant.
3. Contestants must be prepared to show a birth certificate if questioned.
4. Contestants will be judged on beauty, personality and grooming (a pageant dress is NOT required but can be worn).
5. Contestants will only compete in dress attire (NO interviews).
6. Each contestant must obtain a \$15 sponsor fee to enter, check made payable to: MEADE CO. FAIR
7. All registered contestants must arrive at the Farm Bureau Bldg. No later than 3:15 to check in and pick up their number and practice on stage.
8. The stage will be in a "7" shape and have three X's. Contestants will stop at each X and look at the judges and then go off at the end of the runway.
9. Everyone must pay for a regular fair admission at the gate.

2025 RESULTS: Pee Wee Miss: #6 Brooklyn Duran

First Runner-Up - #1 Lainey James Mullins; Second Runner-Up - #5 Layla Rose Nalley; Third Runner- #7 Baylee Griffith



Tues. July 21

July
21
2026

TUESDAY

Precious Miss Pageant

4 p.m.

Farm Bureau Community Building

PAGEANT DIRECTORS:

Pam Medley - 730 Coleman Rd, Vine Grove Ky 40175 • 270-668-9714
Tiffany Medley - at the Fitness Room in Flaherty, Ky • 270-980-0914 or 270-945-1731

Deadline for entry is July 16th. A text or email will be sent to you confirming your registration after entry fee and registration is received. Form and entry fee MUST be turned in to Pam Medley or dropped off at The Fitness Room no later than July 16th in order for the contestant to be registered.

RULES

1. Must be a resident of Meade County for at least one year.
2. Must have reached 3rd birthday and cannot have reached their 5th birthday by day of pageant.
3. Contestants must be prepared to show a birth certificate, if questioned.
4. Contestants will be judged on personality, beauty, and grooming (a pageant dress is NOT required but may be worn).
5. Contestants will only compete in dress attire (NO Interviews).
6. Each contestant must obtain a \$15 sponsor fee to enter, check made be payable to **Meade Co. Fair**
7. ALL REGISTERED CONTESTANTS MUST ARRIVE AT THE Farm Bureau Building no later than 3:15 to check in and pick up their number and practice on stage.
8. The stage will be in a "7" shape and will have three X's. Contestants will stop on each X and look at the judges and then go off the stage at the end of the runway.
9. Everyone must pay for an established "Fair Admission" at the gate.

Tues. July 21

2025 RESULTS: Precious Miss #11 Tyler Jane Ross

First Runner-Up - #13 Emma Holder; Second Runner-Up - #2 Hadley Blake Barr; Third Runner-Up - #3 Allison Everlee Hurst



Celebrate Your Love by

Giving her the Diamond of which she has

A stunning 1 ct. **Dreamed**

IGI

Certified Genuine

Loose Round


Lab Diamond

Only: \$499

Limited time offer



Follow Us ON FB &
Instagram
@Bud's Pfeiffer Jewelers



109 N Elm St STE A
Corydon, IN 47112
812-738-3181

July
21
2026

TUESDAY

4-H/FFA Sheep Show

4:30 p.m.
Livestock Barn

SUPERINTENDENTS: Angie Argabright, 270-668-4402 and Dana Moore, 270-945-4035

All classes open to Meade County 4-H/FFA Members only

Unless otherwise indicated all classes are: Market Lambs-Blue \$10, Red \$7, White \$5

RULES

- All 4-H and FFA lambs must be on the fairgrounds by 10:00 a.m., Tuesday, July 21, 2026, and ready for weigh-in at 10:00 am.
- Market Lamb classes will be broken down after final weigh-in.
- This show is open to 4-H and FFA members engaged in the Meade County lamb project.
- Exhibitors may enter purebred and grade ewe and wether lambs. Induced cryptorchids, short scrotum lambs and ram lambs may not be shown.
- All lambs must be accompanied by a certificate of veterinary examination.
- All lambs must be owned by member and tagged at earlier tag-in date.
- Lambs will be shown by weight. Weight ranges **50 lbs.** or above.
- Lambs must be docked and clean castrated, and the animal must be slick above the knee and hock (1/4 inch or less).
- Bedding must be furnished by the exhibitor. NO Sawdust.
- All lambs to be sold in the Meade County Fair 4-H/FFA Youth Auction must meet the Meade County Fair Youth Auction consignor regulations.
- The local committee will exercise all reasonable precautions to prevent injuries or losses, but will not be responsible for mishaps, injuries, losses or deaths that may befall animals or people during this event.
- Exhibitors are expected to treat their animals in a manner consistent with good animal husbandry and display proper sportsmanship at all times. Four on the floor is expected. Failure to comply may result in disqualification of exhibitor if recommended by the local show committee. Each local committee shall have the authority to interpret and enforce all rules.

Tues. July 21

MARKET LAMB SHOW

FFA Showmanship

Senior Showmanship (Juniors, Seniors and FFA members under 22)

Banner

Junior Showmanship (Freshmen and Sophomores)

Banner

4-H Showmanship

Senior Showmanship (14 to 18)

Banner

Intermediate Showmanship (12-13)

Banner

Junior Showmanship (9-11)

Banner

Showmanship Grand Showman

\$100.00

Contributed by: Outdoor Specialties

Showmanship Reserve Grand Champion

\$75.00

Contributed by: Doe Run Federa Credit Union

4-H Cloverbud Showmanship (5-8 Meade County Youth Only) Rosette

4-H/FFA Market Lamb Show

Market Lambs – Class broken after weigh-in

Top five (5) overall

4-H/FFA Grand Champion Market Lamb

Banner + \$75

4-H/FFA Reserve Grand Champion Market Lamb

Banner + \$50

40

4-H/FFA 3rd Overall Market Lamb

Banner + \$25

4-H/FFA 4th Overall Market Lamb

Banner + \$15

4-H/FFA 5th Overall Market Lamb

Banner + \$10

Contributed by: Meade County Kids Academy

4-H/FFA Sheep Club Premier Exhibitor

Junior

\$10

Intermediate

\$10

Senior

\$10

Grand Champion Premier Exhibitor

\$25

Contributed by: Bruce & Angie Argabright

Grand Champion Premier Exhibitor

\$25

Contributed by: Doe Run Federal Credit Union

4-H/FFA Sheep Club Record Book Contest

Prize: 1st \$50; 2nd \$25; 3rd \$15; 4th \$10

Contributed by: Ray's Ford

- All Meade County 4-H/FFA members who auction a market lamb are **required** to enter.
- Record books must meet requirements specified by sheep club leader.
- Final judging will take place early fall.

**July
21
2026**

TUESDAY

Open Sheep Show

**Following 4-H/FFA Sheep Show • Check in by 3:30 p.m.
All shows in Livestock Barn**

PREMIUMS: First - \$12, Second - \$10, Third - \$8, Fourth - \$5 and Fifth - \$5.

SUPERINTENDENTS: Angie Argabright — 270-668-4402 • Dana Moore — 270-945-4035

RULES



1. Health papers are required.
2. Animals must be on the grounds by 3:30 p.m. July 21, 2026.
3. The Meade County Fair Board will not be responsible for loss of animals or equipment in case of fire, theft or any other reason.
4. Exhibitors must pay admission to the grounds.
5. Exhibitors are required to clean up stall and shearing areas. A \$50 fee will be charged for unclean stalls.
6. Bedding must be furnished by the exhibitor, NO Sawdust.
7. All first and second place class winners must be lead into ring to compete.

Novice Showmanship Champion Banner

Novice Grand Champion Banner

Contributed by: Dana Moore and Angie Argabright

MARKET LAMB SHOW

Market Lambs – Class broken after weigh-in
 Grand Champion Market Lamb \$50
 Reserve Grand Champion Market Lamb \$25

Contributed by: Bruce and Angie Argabright

BREEDING LAMB SHOW

PREMIUMS: Lightweight: First - \$12, Second - \$10, Third - \$8, Fourth - \$5 and Fifth - \$5
 Heavyweight: First - \$12, Second - \$10, Third - \$8, Fourth - \$5 and Fifth - \$5

1. Breeding shop classes are open.
2. Each exhibitor may show one lamb in the class.
3. Ewes exhibiting in the Breeding Sheep division CAN NOT be shown in the Market Lamb Show.
4. Breeding sheep will be divided into weight classes after weigh-in.
5. An Overall Grand Champion will be selected from the weight division.

Grand Champion Breeding Ewe \$50
 Reserve Grand Champion Breeding Ewe \$25

Contributed by: Meade County Kids Academy

Tues. July 21



Hardin Cooperative

SOUTHERN STATES
 Elizabethtown
 Est. 1950



Your locally owned farmer cooperative here to provide great service and supply everyday at 402 S. Mulberry St. Elizabethtown, KY 42701

(270) 769-1331

Matthew Hager

Manager

matthew.hager@sscoop.com

(270) 668-4575

Travis Dowell

Sales Manager

travis.dowell@sscoop.com

(270) 668-4513

www.SouthernStates.com

Southern States Cooperative, Inc.
 122 Old Hwy 60

Phone (270) 756-2352
 Hardinsburg, KY 40143

July
21
2026

TUESDAY

4-H/FFA Goat Show

Immediately following 4-H/FFA Sheep Show
Livestock Arena

SUPERINTENDENT: Stephanie Lee — 270-668-9323 • Misty Benham — 270-945-7645

All classes open to Meade County 4-H/FFA Members only

PREMIUMS: Blue \$10, Red \$7, White \$5

RULES

1. Exhibitors must abide by the general rules for the fair and livestock.
2. All 4-H and FFA Goats must be on the fairgrounds by 10:00 am, Tuesday, July 21, 2026, and ready for weigh-in at 11:00 am.
3. Goats must be stalled in showbarn (not on trailer) by 11:00 am day of show.
4. This show is open to 4-H and FFA members engaged in the Meade County goat project.
5. Animals must have an approved health certificate. Any OBVIOUSLY UNHEALTHY animal may result in the entire herd's disqualification from the show, subject to the ruling of the show committee and/or the official veterinarians.
6. Goats shown must be tipped to at least 1/2 inch or disbudded, regardless of child's age.
7. Age of animals will be computed from July 21, 2026.
8. Goats will be shown by weight. **Weight ranges 35 lbs. or above.**
9. Entries in the Market Goat and Commercial Doe Division must still have their milk teeth.
10. Show management reserves the right to cancel, combine or split classes as necessary.
11. Exhibitors are responsible for bringing their own feed/water buckets.
12. Females cannot be entered in both breeding and marketing classes.
13. Goats shown in showmanship must be tagged in the person's name that is showing unless they are a Cloverbud.
14. The local committee will exercise all reasonable precautions to prevent injuries or losses, but will not be responsible for mishaps, injuries, losses or deaths.
15. Exhibitors are expected to treat their animals in a manner consistent with good animal husbandry and display proper sportsmanship at all times. Four on the floor is expected. Failure to comply may result in disqualification of exhibitor if recommended by the local show committee. Each local committee shall have the authority to interpret and enforce all rules.

Tues. July 21

MARKET GOAT SHOW

4-H/FFA Showmanship

FFA Showmanship

Senior Showmanship (Juniors, Senior)

Junior Showmanship (Freshmen and Sophomores)

4-H Showmanship

Senior Showmanship (14 to 19)

Intermediate Showmanship (12-13)

Junior Showmanship (9-11)

4-H/FFA Grand Showman

Contributed by: Dean Lee, CFM

4-H/FFA Reserve Grand Showman

4-H Cloverbud Showmanship (5-8 Meade County Youth Only)

Rosette

4-H/FFA Market Wether or Doe

Lightweight

Middleweight

Heavyweight

Top five (5) overall

Banner

4-H/FFA Grand Champion Market Goat

Contributed by: Meade County Bank

4-H/FFA Reserve Grand Champion Market Goat

Contributed by: Meade-Breck Goat Producers

4-H/FFA Goat Club Premier Exhibitor

Junior

Intermediate

Senior

Grand Champion Premier Exhibitor

Contributed by: Meade - Breck Goat Producers

4-H/FFA Goat Club Record Book Contest

Prize: 1st \$25; 2nd \$15; 3rd \$10

Contributed by: Dean Lee, CFM

1. All Meade County 4-H/FFA members who auction a market goat are **required** to enter.

2. Record books must meet requirements specified by goat club leader.

3. Final judging will take place early fall.

July
21
2026

TUESDAY

Open Breeding Goat Show Immediately after 4-H/FFA Meat Goat Show Livestock Arena

SUPERINTENDENTS: Stephanie Lee — 270-668-9323 & Alicia Ashmore — 270-668-2015

PREMIUMS: First \$12, Second \$10, Third \$8, Fourth \$5 and Fifth \$5

RULES

1. **Full-blood purebred and percentage animals, but registration papers must be presented upon arrival at the show for verification.**
2. Breeding animals for the open show can be brought in between noon and 3 p.m., commercial does & market and goats will be weighed in between 1 p.m. and 3 p.m. No late entries.
3. Show will start once 4-H/FFA Market show is over.
4. Exhibitors must abide by the general rules for the fair and livestock.
5. Animals must have an approved health certificate. Any **OBVIOUSLY UNHEALTHY** animal may result in the entire herd's disqualification, subject to the ruling of the show committee and/or the official veterinarians.
6. **Show management reserves the right to cancel, combine, or split classes as necessary.**
7. Exhibitors are responsible for bringing their own feed/water buckets.
8. The local committee will exercise all reasonable precautions to prevent injuries or losses, but will not be responsible for mishaps, injuries, losses or deaths during this event.
9. Exhibitors are expected to treat their goats in a manner consistent with good animal husbandry. Failure to comply may result in disqualification of exhibitor if recommended by the local show committee. Each local committee shall have the authority to interpret and enforce all rules.
10. **Registration papers must be presented when entering full-blood/purebred classes. All full-blood purebred and percentage goats must be registered in the name of the exhibitor only.** Animals registered in farm names or anyone else's name will not be accepted. The original registration certificate is required for all animals 6 months of age or older. All Boer goats must be registered with an approved Boer goat association. Animals that are under 6 months and are entered on pending applications must show proof that the application has been submitted to the approved Boer goat association for processing. These must be shown to the show secretary at check in. No copies of the registered or stamped applications will be accepted. Faxed copies will be accepted.

Commercial Doe Class – Classes to be broken after weigh-in

OPEN DAIRY GOAT CLASS

- 0-under 3 months
- 3 month to under 6 months
- 6 months to under 9 months
- 9 months to under 12 months
- 12 months to under 24 months
- 24 months to under 36 months
- 36 months to older

PERCENTAGE FEMALE CLASS

1. 0-under 3 months
2. 3 months to under 6 months
3. 6 months to under 9 months
4. 9 months to under 12 months
- Junior Grand Champion / Junior Reserve Champion**
5. 12 months to under 16 months
6. 16 months to under 20 months
7. 20 months to under 24
- Yearling Grand Champion / Yearling Reserve Champion**
8. 24 months to under 36 months
9. 36 months to 48 months

Senior Grand Champion / Senior Reserve Champion

Overall Grand Champion and Reserve Champion Percentage Does

FULL-BLOOD/ PUREBRED FEMALES

10. 0 to under 3 months

11. 3 months to under 6 months
12. 6 months to under 9 months
13. 9 months to under 12 months

Junior Grand Champion / Junior Reserve Champion

14. 12 months to under 16 months
15. 16 months to under 20 months
16. 20 months to under 24 months

Yearling Grand Champion / Yearling Reserve Champion

17. 24 months to under 36 months
18. 36 months to 48 months

Senior Grand Champion / Senior Reserve Champion

Overall Champion and Reserve Champion FB/PB Does

FULL-BLOOD/PUREBRED BUCKS

19. 0 to under 3 months
20. 3 months to under 6 months
21. 6 months to under 9 months
22. 9 months to under 12 months

Junior Grand Champion / Junior Reserve Champion

23. 12 months to under 16 months
24. 16 months to under 20 months
25. 20 months to under 24 months

Yearling Grand Champion / Yearling Reserve Champion

26. 24 months to under 36 months
27. 36 months to 48 months

Senior Grand Champion / Senior Reserve Champion

Overall Grand Champion and Reserve Champion FB/PB Bucks

Tues. July 21

July
21
2026

TUESDAY

Rook Tournament

6 p.m.

Farm Bureau Community Building

SUPERINTENDENT: Don McMahan — 270-547-8354

ENTRY FEE: \$20 and a new deck of cards

PRIZES: Double elimination, 95% payback guaranteed – 1st, 60%, 2nd, 25%, 3rd, 10%, 4th, 5%.

LIMITED TO THE FIRST 32 TEAMS

RULES

1. Deck consists of 40 cards – 5 through 14.
2. Nine cards are dealt to each player with the last four cards face down in nest. Dealer must offer a cut before dealing.
3. The highest bid is 100; lowest bid is 65. Dealer must take the bid at 65 if no other player bids.
4. Highest bidder must call his trump color before looking at the nest.
5. Bidder must hold all count cards (5, 10, 14) in his hand. If unable to discard without discarding a count card, the PENALTY is 100 points up for the opposing team and 100 points down for the bidder.
6. Bidder must turn four discards down when ready to play unless discarding trumps which must be turned face up. PENALTY is automatic set: opponents get what they make.
7. In the event of a misdeal, (dealing too many cards to any one player and after any player has looked at his cards), the dealer must deal again. No redeal due to the value of the cards.
8. The player sitting to the left of the bidder makes the first lead.
9. In the event of a player reneging (not following suit when he does have a card of the color led) if the play can be straightened out before the next play with no harm to either side, no penalty applies.
10. If either team reneges, the PENALTY is 100 points up for the opposing team and 100 points back for the team that reneged.
11. All tricks should be stacked separately; therefore, if either team is accused of reneging, the cards played to that point are set aside (no looking at this time). The hand is played out. The cards in question are taken off the stack one trick at a time and looked at by all players concerned. If a renege did occur, the penalty in # 10 applies.
12. Cheating in any form – bidding out of turn, signals, bottom dealing, talking (that's my trick, throw on, etc.) or anything to harm the opponents, PENALTY is loss of game.
13. If both teams reach 300 or more in the same hand, the bidding team wins.
14. No looking at caught tricks after the first card of the next play is made.
15. No person other than the four players at the table may touch the cards.
16. Playing out of turn by showing one's cards (ex. your partner catches a trick, but his or her partner leads or a player thinks he has the rest of the tricks and throws his cards down on the table). PENALTY: Loss of 100 points, opponents up 100.
17. Teams, win or lose, must change tables after each game.

— BRING NEW DECK OF CARDS —

Tues. July 21



RE/MAX
INTEGRITY



Sara Kok
REALTOR®
270-317-3657
sarakok.remax.com

Success with Sara

July
21
2026

TUESDAY

KOI Drag Racing

7 p.m. • Horse Arena

SUPERINTENDENT: Quentin Dodson — 270-945-2208

Eliminations: 7 p.m. with registration and practice starting 2 hours prior (track permitting)

FB: KOI Drag Racing • www.koidragracing.com • 859-576-7380, 859-351-9417

Day of event Call Quinten Dodson 270-945-2208

Classes are **\$10 entry fee**, with 100% payback.

Diesel classes are **\$20 entry fee**, with 100% payback

Kids Classes, Quads, Dirt Bikes
Modified Classes, Open Classes,
SXS Classes

Diesel, Gas
2-Wheel Drive, 4-Wheel Drive
Buggies, Semis



Tues. July 21



Battle of the Bluegrass Pulling Series

7:30 p.m.
Main Arena



SUPERINTENDENTS:

Jason Allen — 270-668-3017 • Kevin Mills — 270-945-4533 • Fred L. Sipes — 270-668-2783 • Day of Pull — 270-422-2000

Light Limited Super Stocks Tractors
95Hot Farm Tractor

Light Limited Pro Stock Trucks
3.6 Diesel Trucks
2.6 Diesel Trucks

CONTRIBUTORS

Ray's Ford • Save Rite Pharmacy • Stonegate Realty
Dowell's Hardware • C & S Pumping
Rivertown Spirits
Napa

EQUIPMENT PROVIDED BY:

Boyd Caterpillar • Wright Implement Co.
Jacobi Sales Inc. • Lincoln Trail Powers of Past Club
Phillips Bro. Construction • Bruce Caster
Ford Lawn Service • F.L. Sipes Farms
United Rentals • H & R Agri Power
AG Revolution

Trophies sponsored by the Sipes family: Fred L. Sipes and Melinda Banks
Scales will open for weigh-in at 4:30 p.m. • Tech man's decision will be final.

Laser measurements by Smith Engineering & Land Surveys

NEED TO SELL YOUR HOUSE?
CALL ME AND LET ME DO THE JOB!



LACEE TATE 270-547-0421



STONEGATE
REALTY

NANCY 
TATE
STATE REPRESENTATIVE

**HAVE A SAFE AND WONDERFUL
TIME AT THE MEADE COUNTY FAIR!**

It has been
an honor to
serve
District 27

—
Meade and
Hardin
Counties
since 2019!

**Thank
You!**



PAID FOR BY NANCY TATE STATE REPRESENTATIVE

July
22
2026

WEDNESDAY

Meade County Farm Bureau Day

Anyone who pays general admission fee gets \$1.00 off.
Compliments of Meade County Farm Bureau.

Noon • Main Arena

Athletic Events

SUPERINTENDENT: Gery Whelan

PRIZES: First \$3, Second \$2, Third \$1 • AGE GROUPS: Age groups and events are subject to change.

Boy-Girl Division:

Ages 6 and under:

35-yard dash; 3-legged race; basketball shooting; softball throw.

Ages 7-10:

50-yard dash; 3-legged race; basketball shooting; softball throw.

Ages 11-13:

50-yard dash; 3-legged race; basketball shooting; softball throw.

Ages 14-21:

75-yard dash; 3-legged race; basketball shooting; softball throw.

Ages 22 and over:

75-yard dash; 3-legged race; basketball shooting; softball throw.

Contributor: Monument Chemical

Wed. July 22



Bridging the gap from hospital to HOME!

- We admit patients 24/7.
- We offer Physical, Occupational, and Speech Therapy
- We are a 57 skilled bed center.
- We accept Medicare, Medicaid, Private Pay, and most Private Insurance.

Brandenburg Nursing & Rehabilitation Center

A Nursing and Rehabilitation Center
814 Old Ekron Road, Brandenburg, Ky
270-551-3900



July
22
2026

WEDNESDAY

4-H/FFA Beef Show

9 a.m.
Livestock Arena

All classes open to Meade County 4-H/FFA Members only (will follow 4-H/FFA Club Rules)
Superintendents: Laura Gayle Stith, 270-668-4996 and Cory Redmon 270-668-7310
 Unless otherwise indicated all classes are: Blue \$15, Red \$10, White \$7

Wed. July 22

RULES

- Using coloring agents to alter the natural color of an animal is not allowed.
- Market Beef animals must be owned by exhibitor, be 100% beef blood, weigh a minimum of 900 lbs. Must be tagged at official validation site by the initial weigh-in date. If any Market Beef animal is under the weight limits, that Market Beef animal will be disqualified from the youth auction but not from showing. **The maximum weight for auction price per pound will be 1,450 lbs.**
- Market Heifers and Market Steers will show in the same weight classes.
- All 4-H/FFA beef must be on the fairgrounds by 1:00 pm, Tuesday, July 21, 2026, and ready for weigh-in at 2:00 pm.
- Bedding for animals will be bagged bedding, **NO** sawdust allowed. You will be responsible for cleaning up your animals' bedding. All bedding must be removed after the sale. If you do not clean your pen, you will be assessed a \$50.00 fee per tie that will be deducted from your auction proceeds.
- The local committee will exercise all reasonable precautions to prevent injuries or losses but will not be responsible for mishaps, injuries, losses or deaths that may befall animals or people during this event.
- Exhibitors are expected to treat their animals in a manner consistent with good animal husbandry and display proper sportsmanship at all times. Failure to comply may result in disqualification of exhibitor if so recommended by the local show committee. Each local committee shall have the authority to interpret and enforce all rules.
- Announcements made day of the show overrides fair catalog.

4-H/FFA Showmanship Classes

- | | |
|--|-------------|
| 1. FFA Showmanship (Freshmen & Sophomores) | \$25/Banner |
| 2. FFA Showmanship (Juniors & Seniors) | \$25/Banner |
| 3. 4-H Junior Showmanship, age 9-11 | \$25/Banner |
| 4. 4-H Intermediate Showmanship, age 12-13 | \$25/Banner |
| 5. 4-H Senior Showmanship, age 14-19 | \$25/Banner |

Contributed by: Don Hayes Angus Farm and Meade Stock Farm

- | | |
|----------------------|------|
| 6. Grand FFA Showman | \$50 |
|----------------------|------|

Contributed by: Dennis Farmer in memory of Harry Mills

- | | |
|----------------------|------|
| 7. Grand 4-H Showman | \$50 |
|----------------------|------|

Contributed by: Dennis Farmer in memory of Harry Mills

- | | |
|-------------------------|-------|
| Supreme 4-H/FFA Showman | \$100 |
|-------------------------|-------|

Contributed by: Dennis Farmer in memory of Harry Mills

4-H/FFA Market Beef Classes

- Lightweight
 - Middleweight
 - Heavyweight
 - Top Five (5) overall
- | | |
|--|------------------|
| 4-H/FFA Grand Champion Market Beef | \$70 Cash/Banner |
| 4-H/FFA Reserve Grand Champion Market Beef | \$30 Cash/Banner |
- Contributed by: Jamie & Jean Barger, Barger Farms*
- Best Meade County Market Beef
- | | |
|--|------------|
| | \$200 Cash |
|--|------------|

(1/2 to Champion, remainder divided to other entries)

Contributed by: Judy D. Jackson and Chad & Lucy Vessels

4-H/FFA Premier Exhibitor

- | | |
|----------------------------|---------|
| Junior | \$10.00 |
| Intermediate | \$10.00 |
| Senior | \$10.00 |
| Champion Premier Exhibitor | \$25.00 |

Contributed by: Laura Stith

4-H/FFA Beef Herdsman Award

Judging will take place Tuesday evening (TBD)

Contributed by: Laura Stith/Glenn Redmon

4-H/FFA Beef Club Record Book Contest

Prize: First \$50.00, Second \$25.00, Third \$10.00

Contributed by: Meade County Cattlemen's Association

All Meade County 4-H/FFA members who auction a market beef in the beef show are **REQUIRED** to enter. Record Books must meet requirements specified by beef club leaders. Final judging will take place in early fall.

**July
22
2026**

WEDNESDAY

Open Beef Market Steer/Market Heifer Show

Immediately following youth show

SUPERINTENDENTS: Kenny Haught - (270) 547-0761

PRIZE MONEY: First place, \$25; Second place, \$17; Third place, \$12; Fourth place, \$10; Fifth place, \$7. Champion will receive trophy and rosette; Reserve Champion will receive rosette.

MARKET HEIFER/STEER DIVISION:

Steers must be weighed upon arrival at the fairgrounds to see which class they will be entered in.

1. Heifer/Steers - Lightweight
2. Heifer/Steers - Mediumweight
3. Heifer/Steers - Heavyweight

4. Champion Market Animal Trophy & Rosette \$50
(All first place winners in classes.)
5. Reserve Champion Market Animal Rosette \$25
(All first place class winners and second place winner in class that produced Champion Steer.)

4-H/FFA Beef Breeding Stock Show

Immediately after Market Beef Show

All classes open to Meade County 4-H/FFA Members only.

Superintendents: Laura Gayle Stith, 270-668-4996 & Cory Redmon, 270-668-7310

Unless otherwise indicated all classes are: Blue \$15, Red \$10, White \$7

BREEDING STOCK SHOW

Breed classes are: Commercial, Angus, Hereford, Shorthorn, %AOB and AOB Divisions

All breed champions will compete for Grand and Reserve Grand Champion

1. Junior Heifer Calf
2. Winter Heifer Calf
3. Senior Heifer Calf
4. Late Summer Yearling Heifer
5. Early Summer Yearling Heifer
6. Spring Yearling Heifers
7. Junior Yearling Heifers
8. Senior Yearling Heifers

Champion Heifer (all first place winners must be led into ring to compete)	Rosette	9. Cow-Calf Pair (Cow at any age with nursing calf at side)	Rosette
Reserve Champion Heifer (all first place winners and second place in class that produced champion)	Rosette	10. Junior Bull Calve	
Grand Champion Heifer	\$100 Cash	11. Senior Bull Calves	
<i>Contributed by: Meade County Bank</i>		12. Summer Yearling Bulls	
Reserve Grand Champion Heifer	\$50 Cash	13. Junior Yearling Bulls	
<i>Contributed by: Meade County Bank</i>		14. Senior Yearling Bulls	
Champion Meade County Bred and Owned Heifer	\$100 Cash	15. Two Year Old Bulls	
<i>Contributed by: Mills Triple A Angus, Meade Stock Farm, Stith's Big D Angus and Oak Ridge Angus, Kenny & Cody Haught</i>		16. Other Age Bulls	
Reserve Champion Meade County Bred and Owned Heifer	\$75 Cash	Grand Champion Bull (all first place winners must be led into ring to compete)	Rosette
<i>Contributed by: Mills Triple A Angus, Meade Stock Farm, Stith's Big D Angus and Oak Ridge Angus, Kenny & Cody Haught</i>		Reserve Grand Champion Bull (all first place class winners and second place in class that produced Grand Champion Bull)	Rosette
		Champion Bred & Owned Bull (must be bred, born and owned by exhibitor)	Rosette
		Reserve Champion Bred & Owned Bull	Rosette

Wed. July 22



July
22
2026

WEDNESDAY


4-H/FFA Round Robin Showmanship Competition

1 p.m.
Livestock Arena

SUPERINTENDENT: Laura Stith, 270-668-4996

Show order: Cattle, Swine, Sheep, Goats
Round Robin Champion Showman Buckle & Banner
Contributed by: Butler Farms in Memory of Brian Butler

RULES

- 
1. The overall champion showman of each species will compete for the Round Robin Competition at the Meade County Fair.
 2. Exhibitors will be required to show all species in the Round Robin Competition.
 3. The judge will score each showman using .25 point increments between zero (0) and ten (10) in each species. **The winner will be announced at the auction.**
 4. In the event of a tie, the champion will be determined as follows: The showmen tied will have the score from their representative species that they received in the Round Robin Competition removed from their overall Round Robin Competition score. The one with the highest remaining point total will be declared the Round Robin Champion Showman.
 5. In the event a showman is the overall champion showman in multiple species, they will choose which species they will represent in the Round Robin Competition. The reserve champion from species the individual chose not to represent will then be that species representative in the Round Robin Competition.
 6. An exhibitor may only win the Round Robin Award one time per his/her career.
 7. The exhibitor may only show their species they represent. In the event they have multiple species, they CANNOT show that animal species upon entering the contest.

4-H/FFA Youth Auction

5 p.m.
Livestock Arena

YOUTH AUCTION COMMITTEE: Kenny Haught, Doug Banks, Fred L. Sipes, Laura Stith, Stephanie Lee, Angie Argabright, Dana Moore and Patrick Hobbs.

ADVISORS: David Pace, Andy Mills, Noel Pack and Andy Mills

YOUTH AUCTION SUPERINTENDENT: Christy Pike

BUYER REGULATIONS

1. The sale is open to the public.
 2. Market animals will sell by the pound as printed on sale bill. Each market animal will have a base or minimum starting bid.
 3. Grand Champion of each species will be sold to highest bidder. Sale price of all other market animals shall not exceed price given for their respective Grand Champion. In the event the Grand Champion does not sell, the Reserve Grand Champion will set the ceiling price.
 4. Grand and Reserve Grand Champion animals will be placed on display within one hour after completion of the show and will remain on the Fairgrounds daily between 6:00 pm – 11:00 pm. **(Optional-On Monday evening, the Champion/Reserve Champion hogs can remain in the livestock facility but must be in Champion pens by 6:00 pm Tuesday evening).**
 5. All market animals will be grain fed and ready for slaughter.
 6. Buyer will be required to sign purchase acknowledgment for each animal purchased.
 7. Any announcement made from the auction box on sale date will take precedence over material printed in the catalog.
 8. There will be a registration table located outside the auction barn next to the auction trailer.
 9. If you are participating in a group purchase and know ahead of time, to help with bookkeeping, please pick up ONE buyer number
- 50

July
22
2026

**4-H/FFA Youth Auction
Continued**

**5 p.m.
Livestock Arena**

YOUTH AUCTION COMMITTEE: Kenny Haught, Doug Banks, Fred L. Sipes, Laura Stith, Stephanie Lee, Angie Argabright, Dana Moore and Patrick Hobbs.

ADVISORS: David Pace, Andy Mills, Noel Paack and Andy Mills

YOUTH AUCTION SUPERINTENDENT: Christy Pike

before the auction listing your group.

10. **Consignor will retain ownership/possession of animal at the conclusion of the auction.**
11. Monetary donations will be split three ways – Meade County Fair 4-H/FFA Youth Auction Committee, FFA and 4-H Youth Development.
12. **Buyer will not take possession of animal** and will only be responsible for premium over market price.
13. Single buyers can pay night of auction. Multi-buyers will be billed.
14. **Make checks payable to: Meade County Fair 4-H/FFA Youth Auction.**
15. Any disputes or final decisions concerning the sale will be addressed and settled by the Meade County Fair 4-H/FFA Youth Auction Committee.

Consignor Regulations

1. Market animals must be owned by the 4-H or FFA member. In the event an animal loses a KUIP tag, Contact KDA, Office of the State Veterinarian with the request for a retag by email at statevet@ky.gov. (Subject line: Livestock Exhibitor Retag Request).
 2. 4-H and FFA members can only sell through their senior year in high school. Each 4-H or FFA member can only sell one market animal per year.
 3. Market animals must meet weight requirements as listed below upon arrival at the Meade County Fair.
 - a. Swine - 200-285 lbs., Market Beef - 900-1450 lbs., Lambs - 50 lbs. min., Goats - 35 lbs. min.
 4. Market animals must be on the fairgrounds at the specified times and remain on the fairgrounds until conclusion of the youth auction.
 - a. Swine - Mon., July 21 on grounds by 8:00 am
Weigh-in - 9:00 am
 - b. Lambs – Tues., July 22 on grounds by 10:00 am
Weigh-in - 10:00 am
 - c. Goats – Tues., July 22 on grounds by 10:00 am
Weigh-in - 11:00 am
 - d. Market Beef – Tues., July 22 on grounds by 1:00 pm
Weigh-in - 2:00 pm
 5. The Grand Champion and Reserve Grand Champion animals will be required to be displayed within one hour after the completion of the show. **(Optional-On Monday evening, the Champion/Reserve Champion hogs can remain in the livestock facility but must be in Champion pens by 6:00 pm Tuesday evening)**. All Champion animals leaving the fairgrounds must be in their respective pens between 6:00 pm - 11:00 pm. They must stay in their respective Grand Champion and Reserve Grand Champion pens during this time (except for daily animal care) or forfeit their championship, banners, auction money and premiums. All Champion animals must be provided with feed and water daily by the exhibitor.
 6. If an exhibitor is in **BOTH** 4-H and FFA, he/she must show in the program area (**FFA/4-H**) that is identified at the tagging (ex. if your form is signed by an FFA advisor, you show FFA).
 7. Each market animal that sells must show in its respective show. Example: market hogs must show in market hog show, etc.
 8. By noon on **July 22, 2025**, each market animal will have a base selling price relative to its weight, and the price of the market animal at a stockyard. A representative from the stockyard will determine all base prices. **The Auction Committee does not guarantee any reimbursement or responsibility of the base price.**
 9. Sale order will be as follows: 1st-Grand Champion, 2nd-Reserve Grand Champion, remaining market animals will draw for sale order. A selling fee will be charged to help pay for advertising. The fees are as follows: Swine 3%, Lambs 5%, Beef 2%, Goats 5%.
 10. There will be a \$50.00 charge **per pen/tie** to anyone leaving an unclean stall area. This will be deducted from the individual's auction proceeds.
 11. Any disputes or final decisions concerning the sale will be addressed and settled by the Meade County Fair 4-H/FFA Youth Auction Committee.
 12. Auction check must be cashed by December 31, 2025, or it will be forfeited back to the Meade County Fair 4-H/FFA Youth Auction Committee account.
- THERE IS NO GUARANTEE ALL ANIMALS WILL BE SOLD.**

Wed. July 22

July
22
2026

WEDNESDAY

Back Seat Driver Contest

6 p.m.
Main Arena

SUPERINTENDENTS:

Fran Thompson — 270-828-8008 • Karen Stull — 270-668-1762

Register in arena at 5:30 p.m. or call to preregister.

First 12 teams to sign up will compete. This contest will be postponed if raining or if the ring is muddy.

CONTRIBUTORS: Flaherty's Bar • Meade County
Chiropratic • El Camino's

RULES

1. Team (age 18 or over) consists of a person to operate a golf cart and teammate to ride in a trailer behind the golf cart giving verbal instructions.
2. All drivers will be blindfolded. Teams will travel through a course with time penalties for mishaps. Winners will be determined by best time overall.




Wed. July 22

Thank You For Your Business

WORKING TOGETHER TO BETTER SERVE YOU



- Front end and Brake Service
- Radiator and Transmission Flushes
- Diesel Service



Lisa Hawk with Megan Arnold



Tim Embry with Jimbo Schneider



- All Major Brand Tires
- Free Alignment Check with Tire Purchase
- Diagnostics



Bradley Curl with Megan Arnold



1919 Armory Place, Brandenburg, KY 40108 | 270-422-4600 or 270-422-1600 | BRANDENBURGAUTOCLINIC.COM



Knott's Supply is the place for
all your hardware needs!

COMPLETE INVENTORY:

LUMBER - TRIM - DOORS - WINDOWS
DRYWALL SUPPLIES - INSULATION

FREE DELIVERY on most orders

Everything for the do-it-yourselfer or contractor

KNOTT'S SUPPLY, INC.
11070 Rhodelia Road, Rhodelia, Ky. 40161
270-496-4358 • 270- 547-4358



Saint John
**SUMMER
CLASSIC**


Texas Hold'em Tournament 2026

Wednesday

July 22, 2026 • 7pm

At the Meade County Fair

Farm Bureau Bldg • 878 Hillcrest Dr, Brandenburg, Ky 40108



**July
22
2026**

WEDNESDAY

Cincinnati Circus

**7:30
Main Arena**

Presented by the Cincinnati Circus Company

Wed. July 22

We Bring The Fun!

(513) 921-5454

CINCINNATI CIRCUS

Have fun at the 2026 Meade County Fair!



Meade County Pediatrics

422-3400

BURNETT

EMBROIDERY

- Embroidery
- Screen Printing
- Laser Engraving
- Hats, Polos & more
- Personalized Gifts
- Awards & Trophies

Crafting Your Image

Stitch by Stitch

Print by Print

***From our family to yours,
Have a safe and fun
Meade County Fair!***

Brandenburg and Fort Knox

(270) 980-9670 Sales@burnetteembroidery.com

**LONE STAR RODEO COMPANY
WILL BE FEATURED AT**



**MEADE
COUNTY
FAIR**

WEDNESDAY

JULY 22, 2026

7:30 P.M.

www.lonestarrodeocompany.com

Meade County's local Fiber Internet Provider

BRANDENBURG TELEPHONE COMPANY

*Serving our Community
for over 70 Years*

**GET THE FASTEST FIBER INTERNET
SPEEDS FROM BRANDENBURG TELEPHONE CO.**

GREAT RATES • GREAT SERVICE



270-422-2121
www.BBTEL.com



200 Telco Dr., Brandenburg, KY 40108

WORKING FOR MEADE COUNTY

- > Working with State Officials and Local Government
- > Better Staff Training



- > Implemented State Recognized Drug and Alcohol Rehabilitation Programs
- > Increased Mental Health Awareness

BUILDING STRONGER COMMUNITY RELATIONSHIPS



Wood working Shop Programs

- > Work Release Programs
- > Community Park Clean-Up Programs



JJ Scarborough

- > Drug and Alcohol Classes
- > Church Programs



Roadside Garbage Pickup Programs

INCREASED REVENUE
with
STATE INMATE PROGRAMS

516 Hillcrest Dr. #16, Brandenburg, KY
270-422-2546

2026 Schedule of Events

Presented by Nucor Steel

4-H, FFA CROPS AND FORAGES BUILDING YOUTH EXHIBITS

Monday - Saturday 5 - 9 p.m.

COMMERCIAL BUILDINGS EXHIBITS OPEN

Monday - Friday 5 - 9 p.m. • Saturday 3 - 6 p.m.

HOME & GARDEN BUILDING EXHIBITS OPEN

Entry Check-in 7:30 a.m. - 12:30 p.m.

Monday 6 - 9 p.m. • Tuesday 5 - 9 p.m. • Wednesday 3 - 9 p.m. • Thursday, Friday, Saturday 5 - 9 p.m.

July
18

SATURDAY

Fair Fest 1-Mile Walk/Run.....7:40 a.m.
Fair Fest 5K.....8 a.m.
Antique Tractor and Engine Show.....9 a.m.
Garden Tractor Pull.....5 p.m.
Beef Breeding Shows.....5:30 p.m.
Western Contest Horse Show.....6 p.m.
Cornhole Tournament.....7 p.m.

WEDNESDAY

Meade County Farm Bureau Day All Day .
Beef Steer Shows9 a.m.
Athletic Events.....noon
4-H/FFA Round Robin.....1 p.m.
Auction & Reception.....3:30 p.m.
4-H/FFA Auction.....5 p.m.
Rides4 p.m. - closing
Backseat Driver.....6 p.m.
Texas Hold'Em7 p.m.
Rodeo7:30 p.m.
Cincinnati Circus.....7:30 p.m.

July
22

July
19

SUNDAY

Antique Tractor & Engine Show.....9 a.m.
Fair Parade.....2:30 p.m.
Military Display.....Immediately after parade
Community Gospel Sing.....4 p.m.
Community Worship Service.....6:30 p.m.

THURSDAY

Open Poultry & Rabbits.....8:30 a.m.
Miss Pre-Teen Pageant.....5:30 p.m.
Rides6 p.m. - closing
Watermelon-Eating Contest.....6:30 p.m.
Horse Pull.....7 p.m.
Miss Teen Pageant7 p.m.
Demo Derbies7:30 p.m.

July
23

July
20

MONDAY

Rabbit Show.....8:30 a.m.
Poultry Show.....11 a.m.
Swine Shows.....5 p.m.
Rides6 p.m. - closing
Miss Meade County.....6 p.m.
Ms. Meade County.....6 p.m.
Mrs. Meade County6 p.m.
English & Miniature Horse Show...7 p.m.
Demo Derbies7:30 p.m.
\$8,000 Cash GiveawayAppx. 10 p.m.

FRIDAY

Rides5 p.m. - closing
Truck & Tractor Pull.....7 p.m.

July
24

July
21


TUESDAY

Special Needs Day10 a.m. - noon
Baking Contest.....1:35 p.m.
Peewee Miss.....4 p.m.
Precious Miss.....4 p.m.
Sheep Shows4:30 p.m.
Goat Showsapx. 5 p.m.
Rides6 p.m. - closing
Rook Tournament.....6 p.m.
KOI Drag Race7 p.m.
Truck and Tractor Pull7:30 p.m.

SATURDAY

Pet & Dog Show9 a.m.
Baby Contest.....10 a.m.
Draft Horse and Mule Show10 a.m.
Pedal Pull10:30 a.m.
Children's Mini-Truck Pull.....noon
Rides4 p.m. - closing
Prince and Princess5:30 p.m.
Truck & Tractor Pull.....7 p.m.
Little Mr. & Miss Meade Co. Fair..7 p.m.

July
25



THURSDAY

Open Poultry and Rabbit Show

Enter from 8:30 a.m. to noon
Judging starts at noon
Livestock Arena

SUPERINTENDENTS: Bruce Hardesty — 270-945-8495 • Erica Hardesty 270-980-1791

PICKUP ENTRIES: 3 p.m.

AWARDS: Trophies, Plaques & Ribbons

RULES:

1. All Rabbits & Poultry MUST be over 6 months of age
2. Cages will be provided for with food & water
3. Entries can be FOR SALE with sign on cage & contact
4. If hot weather, we recommend frozen water bottle put in cage.

Thurs. July 23

Open Rabbit Show

Open Poultry Show

Grand Champion Rabbit • Reserve Champion Rabbit

Small Rabbit
Long Haired Rabbit
Lop Eared Rabbit

Regular Rabbit
Large Rabbit

Grand Champion Poultry • Reserve Champion Poultry

- | | |
|----------------------------------|--------------|
| 1. Mixed Breed Standard | 8. Bantam |
| 2. Mixed Breed Bantam | 9. Game Bird |
| 3. Standard Pair (Hen & Rooster) | 10. Duck |
| 4. Bantam Pair (Hen & Rooster) | 11. Quail |
| 5. Standard Breed | 12. Pigeon |
| 6. Silkie and pair | 13. Turkey |
| 7. Rare Breed | |

Rooster Crowing contest

7pm • \$5.00 entry fee

Prize: Cash and ribbon

Judged on how many times rooster crows in 10 minutes.

Pike Electric
Wiring • Heating & Cooling • New Work & Repairs
3190 Payneville Road, Brandenburg, KY 40108 270-496-4504
HVAC License # M01660 • Electric License # CE4780

We service all types of furnaces and air conditioners!

CALL TODAY for service!
270-496-4504

Pike Rental Properties
HOUSES • APARTMENTS • MOBILE HOMES & LOTS
FOR RENT
270-496-4504



Cox PUMP SERVICE

WE INSTALL & SERVICE WATER WELL SYSTEMS!

★ 5098 MIDWAY ROAD BRANDENBURG, KY 40108
★ (270) 422-3896

MEADE COUNTY'S #1 CHOICE FOR ALL YOUR WATER WELL NEEDS!

WRIGHTS CONSTRUCTION

Roofing & Remodeling 270-828-5206



DONE THE WRIGHT WAY THE FIRST TIME! FREE ESTIMATES!

The heart of pageantry for Hayden Ross is character and service

by
EARLENE BOHANNON

Hayden Nicole Ross became the first Miss Pre-Teen Meade County to represent Meade County at State Level when she was crowned Miss Pre-Teen Kentucky County Fair at the Crown Plaza Hotel in Louisville on October 18, 2025.

Ross is the daughter of Zach and Alissa Ross of Battletown, granddaughter of Shannan and Jeremy Goodrich, Teddy and Lisa Ross, Jessica McCubbin, and Chris and Bridgette Colson. She is the great-granddaughter of Chuck and Mary Hansbrough, Betty and John Ross, Linda and Brent McCubbin and Bill and Suzie Colson.

Ross, who will be 13 in August, will enter 7th Grade at Stuart Pepper Middle School in the fall. She is the oldest of four sisters--Ryan, age 10, Logan, age 6, and Tyler, age 4. The family is expecting a new baby in June.

Ross competed in her first pageant when she was four years old. She then competed consecutively at ages nine, ten, and eleven, never placing higher than top 15 prior to the 2025 Meade County Fair, when she won Miss Pre-Teen Meade County, “to say she was over the moon to win her hometown in her last year of preteen competition is an understatement!” said mom, Alissa.

No one in Ross’ family has ever competed in pageants. Now Ross is paving the way for her younger sisters to follow in her footsteps. In fact, youngest sister, Tyler, competed in, and won, the Miss Precious Meade County pageant in 2025 the same week that Ross won the Pre-Teen competition, “this was such a fun moment for them to share together,” said Alissa Ross.

It was Ross’ quick thinking witty remark that caught the attention of the judges when she competed at state level last October. When asked if she could go back in time to any point in history, where would she go and why, Ross said, “I would go back to when my parents were younger to see if they were as responsible as they say they were.”

When she isn’t pageanting, Ross enjoys cheering, tumbling, art, and baking. She likes practicing cheer stunts and bike riding with her sisters. An interesting fact about Ross is she has no fear when it comes to amusement park rides or roller coasters. Also, she could eat Mexican Food every day of her life and never get tired of it.

Ross plans to grow up to become a professional stylist, specializing in pageantry and special event styling. Her role models are Abby Decker and Katy Cusick. She hopes to emulate them one day by creating a successful special event styling hair and make-up business where she can use her creativity and love for art to support women in their special moments in life.

When asked about the moment she was announced as the winner of Miss Pre-Teen Kentucky Fair, Ross said she was



Hayden Ross

“so humbled” she won because she was aware of how incredibly talented so many of the girls she was competing with were, “we were all holding hands when they announced the winner. When I did my first walk down the runway, the first people I hugged were my mom and dad, and then my directors, Clarissa and Danielle. After that, the next people I hugged were David and Sharon Pace.”

Ross’ chosen charity is Meade County Angel Ministry, “for all they do for our community, especially at Christmas time,” said Ross, “I really enjoyed selling shirts in the fall and helping collect presents and donations—I hope to make a tradition to do that every year.”

At the end of the day, Ross is aware that it isn’t the crown that defines who she is as a human being, “I would tell anyone that pageants are not at all about the pretty dresses and glam; while that is fun, the heart of pageantry is character and service...showing who you are as a person; backstage and behind the scenes is where you show what kind of friend you are to everyone you meet and compete with. No crown or title can outshine the heart you have and the character you show when you are off the stage.”

July
23
2026

THURSDAY

Miss Pre-Teen Pageant

5:30 p.m.

Farm Bureau Community Building

PAGEANT DIRECTORS: Clarissa Lucas — 270-945-9694 • Danielle Anderson — 270-547-8552

*Deadline for entry is July 7, 2026. You MUST call ahead to register for this pageant.
We will not accept any contestants after the deadline. Entry fee for this pageant is \$40 (cash only).*

Forms can be picked up at WesBanco in Brandenburg.

IN ORDER TO PARTICIPATE

1. Contestants must be residents of Meade County no less than one year prior to the Meade County Fair.
2. Contestants must attend a Meade County School.
3. Contestants must have reached their 8th birthday by July 1, and cannot have reached their 13th birthday by Oct. 31.
4. Contestants will compete in personal interview and formal dress.
5. Contestants will be judged on beauty, poise, posture, personality, self-confidence and stage presentation.
6. Contestants must be a natural-born female.
7. The winner will represent Meade County in the Miss Pre-Teen Kentucky County Fair Pageant.
8. In the event the winner has not met the above stated rules, the first runner-up will then represent Meade County in the state pageant.

PRIZES: Winner will receive a crown, a sash, and a prize package to be determined.

Thurs. July 23



2025 Results:

Miss Pre-Teen Meade County - Hayden Ross
First Runner-Up - Marlee Fackler
Second Runner-Up - Belle Lawson
Third Runner-Up - Bristol Caster
Fourth Runner-Up - Kinley Schmid



THURSDAY

Watermelon-Eating Contest

**6:30 p.m.
Main Arena**

SUPERINTENDENT: Emily Obenauf • Fair Office — 270-422-2000
CONTRIBUTOR: Tim Curran & Kroger

Thurs. July 23

RULES

1. NO HANDS.
2. 15 adults (17 and above) and 15 youths (16 and under) entry limit.
3. Must be preregistered by July 24, at the Meade County Fair office.
4. Winners will be determined by the event judges, and whoever eats the most watermelon in 2 minutes.



Horse Pulling Contest

**7 p.m.
Horse Arena**

SUPERINTENDENTS: Russ Fackler — 270-668-2974 • J.W. Greenwell — 270-668-6903 • Todd Ray — 270-832-2751

All teams will be weighed at fairgrounds on same scale.
Start weighing at 2 p.m.

Weights may be carried over from previous Bluegrass Horse Pull according to the Bluegrass Horse Pull Rules

Split Overweight Horse Pull

Heavy Weight	Light Weight
1. \$300	1. \$300
2. \$200	2. \$200
3. \$200	3. \$200
4. \$200	4. \$200
5. \$200	5. \$200

NO ENTRY FEE!
EVERYONE PAYS AT GATE.

Pull will be judged according to Bluegrass Horse Pull Rules. Fair-board reserves the right to call off or postpone due to inclement weather.

JUDGE'S DECISION WILL BE FINAL.



**ALLEN'S
S&T
HARDWARE**
(270) 422-2824
344 E Broadway, Brandenburg, KY 40108

Experience Hometown Service!

Welcome to the Meade County Fair!
We hope you enjoy our county's award winning fair. Don't forget we offer an array of products from rebar to shingles. We also offer a variety of services from delivery to cabinet design. Come in today to see our vast inventory and get hometown service.



July
23
2026

THURSDAY

Miss Teen Pageant

7:30 p.m.

Farm Bureau Community Building

PAGEANT DIRECTORS: Clarissa Lucas — 270-945-9694 • Danielle Anderson — 270-547-8552

Deadline for entry is July 7, 2026. You MUST call ahead to register for this pageant.

Registrants will NOT be accepted if they do not call to register by the deadline.

Entry fee for this pageant is \$40 (CASH ONLY)

Forms can be picked up at WesBanco in Brandenburg.

IN ORDER TO PARTICIPATE

1. A contestant must have reached her 13th birthday by Oct. 31, and cannot have reached her 16th birthday by Oct. 31 of the year the local contest is held.
2. Contestants must be a resident of Meade County no less than one year prior to the Meade County Fair.
3. Contestants must be single. (Never married, never had a marriage annulled, and never had any children.)
4. Contestant must attend a Meade County School.
5. Contestants will compete in casual wear, personal interview and formal dress.
6. Judging will be based on poise, posture, beauty, general appearance and stage presentation.
7. A Miss Congeniality will be selected by the contestants.
8. The winner will represent Meade County in the Miss Teen Kentucky County Fair Pageant.
9. In the event the winner has not met the above stated rules, the first runner-up will represent Meade County in the state pageant.

PRIZES: Winner will receive a crown, a sash, and a prize package to be determined.

Thurs. July 23



2025 Results:

Miss Teen Meade County - Landyn Fleenor

First Runner-Up - Ava Roger

Second Runner-Up - Aisley Pace

Third Runner-Up - Addison Armstrong

Miss Congeniality - Landyn Fleenor

July
23
2026

THURSDAY

Demolition Derby

7:30 p.m.
Main Arena

Sponsored by Meade County Fair Board
SUPERINTENDENTS: Chuck Haynes — 270-828-5154 and Kevin Compton — 270-422-3186
PROMOTER: John Peck — 859-393-8693

ALL PRIZE MONEY GUARANTEED!

Kids Power Wheels \$10 Entry

All Kids Receive Trophy
Call to sign up and details on
POWER WHEELS!

Any Year Big Car Semi Stock/Motor Swap \$50 Entry Fee

1st. \$1,500 + Trophy
(King of Meade County)
2nd. \$500 + Trophy
3rd. \$200 + Trophy
\$200 + Maddog Trophy

Mini Car Stock Street Class \$50 Entry Fee

1st. \$1,000 + Trophy
2nd. \$500 + Trophy
3rd. \$300 + Trophy
\$200 + 3' Maddog Trophy
(Bubba Thompson Award)

Thurs. July 23

PLEASE FOLLOW THE RULES. IF YOU HAVE ANY QUESTIONS CALL FOR CLARIFICATION OR YOU WILL BE DISQUALIFIED!

TOP DOG PROMOTIONS 2025 RULES

Big Car Semi Stock Motor Swap Class!

TopDog Season Rules NO 03 and ups at all!

Big Car Semi Stock/Motor Swap Class - 1980-2002 (Unless show states any year)

1. DO NOT PLAY GREY AREAS. YOU WILL BE LOADED UP!
2. All glass, chrome molding, hood latches, gas tanks, and rear seats must be removed before cars arrive at the fairgrounds. NO GLASS ALLOWED!
3. Stock type hood must be used. Hoods must be open for inspection. Hoods can be secured in 6 places. Wired ONLY! 3/4". All thread can be used in the front mount. 3" x 3" plate on hood NOT welded. No more than a 3" spacer in front mount which can be welded.
4. Seat belt, helmet and eye protection must always be worn.
5. Gas tanks must be relocated behind driver's seat, securely fastened and covered. Any visible leaking fuel will result in automatic disqualification. However, it cannot be bolted to strengthen the car. You CAN have a 28" gas tank protector, but it can't be made from anything larger than 2 1/2" x 2 1/2" square tubing! That means 1 piece of tubing across the back of tanks 28" wide. Yes, it can touch the sheet metal. Anything else larger will be cut out! It CANNOT be welded or bolted to the backseat area anywhere! NO FLAT PLATE or anything else may be used. This is more for safety than strength!
6. Radiators must stay in original location. They may be wired on all four corners. NO ADDED PROTECTORS that mount to the core support. Only thing you can use is the type that goes around radiator itself that's free floating and it's to be strapped in by ratchet straps. Radiator cage mounts follow the same guidelines! They have to be free floating and strapped by ratchet style straps. They cannot be mounted any other way!
7. You may run electric fan, after market gas and brake pedal. NO, it CANNOT be fastened to, or add strength to, anything. If it does, it's out! Pedal set ups can't be used as a wedge to the frame box!
8. Batteries must be moved to the passenger's side floorboard. The battery box cannot strengthen the car in any way. NO more than 2 batteries.
9. No welding on frames or body seams. This will be checked. No plated frames. Nothing can be added to the body or frame that isn't from the factory unless it is listed in these rules. DO NOT PAINT FRAMES!
10. Cutting the ends off bumpers and fenders for clearance is permitted.
11. All cars must sit level within 5" with no car sitting lower than 16" from the bottom of the bumpers or higher than 21" from the bottom of the bumpers.
12. Sunroofs must be covered, no exceptions. Any type of fan must be covered.
13. Factory condensers only. They may be wired in, not welded.
14. You may have a 4 bar cage. Max material used 4" x 4", 2" x 6". It CANNOT have down legs to the frame or floorboard. Dash bar must be at least 6" from the steel bell and not reinforced in any way! Side bars can't go past the firewall and the back of the side bars must stop 6 inches before the back door seam. No #9 wire can be ran off the cage to anything. The gussets for the corners of the cage can ONLY be out of 2' x 2' tubing 6 inches long nothing bigger! If you run a center bar it cannot have gussets ran across to side bar. If you need to mount something to cage, mount it to center bar. You can have a FULL DRIVER'S DOOR PLATE welded on and overlap the driver's door seam by 4 inches and stitch welded every 4 inches! DO NOT OVER DO THIS RULE!
15. You must use factory body bolts and bushings and they must remain stock. ONE broken body bolt can be fixed with approval. YOU CAN CHANGE THE 4 BODY BOLTS IN THE BOX AREA TO 7/16-12MM and USE THE FACTORY RUBBER MOUNT! Yes, you CAN add 4 washers to the bottom of the 4 body bolts and 4 SEPARATE washers for the top side. THOSE ONLY! NO car body swaps.
16. Motor and transmission swaps are allowed. You can run shifter. You can weld in motor mounts of choice. With bottom cradle, it can only have front plate against the front of block! You CAN run a slider shaft

Demolition Derby - Continued

with aftermarket yokes! You cannot change the transmission tail shaft! NO PROTECTORS AT ALL ANYWHERE! YOU CAN ONLY HAVE CRADLE FOR MOTOR MOUNT PURPOSES. NO CHAINS ON, OR AROUND, MOTOR! YOU CAN ONLY RUN A PULLEY PROTECTOR IF YOU ARE NOT RUNNING A SWAY BAR! Any cross member is okay. Nothing larger than 2" x 2" with mounts no longer than 4 inches. New mounts cannot overlap or connect to factory mounts. If overdone, you won't run. Cross member must be ran and mounted straight across, and mount in line, with the cross member. This is to hold the transmission, not add strength to anything. If ran to any other part of the frame it will not pass. DO NOT GET CLOSE TO THE BOX!

17. No distributor protectors are allowed. No transmission protectors and nothing aftermarket. ONLY STOCK TRANS WITH STEEL BELL HOUSING ARE PERMITTED! NO MIDPLATE! NO STEEL TAIL! NO TRANS BRACES! Trans or bell cannot be reinforced in anyway.
18. Aftermarket steering columns ARE allowed! They CANNOT add strength to the car in any way.
19. Transmission coolers are allowed but when mounted CANNOT strengthen the car!
20. Car must have suspension travel in the front! You can change springs but must have suspension travel. Chains can be used around rear end but must go straight up to spring pocket. Chains cannot go around frame anywhere. NO all thread shocks.
21. Any year factory bumpers which can be welded are allowed with factory bumper shocks to that car only, or none. They can be collapsed and welded. Front bumpers can be welded on. Bumper shocks can't be welded through the holes on the side of frame. DEC or SMW bumpers are allowed. Loaded factory bumpers are allowed BUT it must be a bumper! Loaded means loading inside bumper only! Nothing outside like "homemade pointys"! NO HOMEMADE SHARP BUMPERS. Back bumpers can be any stock bumper. It can be welded on with no added metal. NO #9 wire to bumpers! THE FRAME RAIL CANNOT BE SLID INSIDE OF BUMPER. Any year cars can weld bumper shock cups.
22. You can run any factory car 5 lug rear end with A brace across the back ONLY on 1980 - 1997 cars! It cannot reinforce anything else! NO PINION BRAKES! Upper and lower control arms on rear end can be reinforced if they are shortened or lengthened on the sides only. No solid control arms. On 1998 - 2002 cars must run the Factory rear end to the car they are running! Rear ends must be mounted factory with factory components. Rear end can have a brace on the tubes only and NOT through or over the center section. Brace cannot be used for any other purpose. No pinion Brakes! No extra Bracing on Control arms.
Can Not change A-arms!
23. Trunk lids must have a 15" x 15" inspection hole in the center of the trunk. Trunk must stay in factory location. TRUNK LIDS CAN BE CREASED! 6 SPOTS OF WIRE ON THE TRUNK, 3 STRANDS EACH SPOT! YES, trunks can be half trunked and folded down at a 90 degree angle. Rear quarters from the back door seam back to tail-lights can be creased but must remain upright. Pillars can be creased! NO OTHER BODY PANEL CAN BE CREASED!
24. NO PITCHING, NO CREASING OF FRAMES, FACTORY! DO NOT MANIPULATE THE FRAME IN ANY WAY! *YOU CAN CUT A LINCOLN OR MERCURY FRONT FRAME BACK TO THE SAME AS STOCK VIC. NOT ON THE EYE OR IN IT! DO NOT PUSH THAT RULE! *You CANNOT cut Crown Vic front frame rails back.
25. NO WELDING except bumpers and motor mounts. Back frame rails can be notched or dimpled but NO welding of frames or cutting off! DO NOT PAINT FRAMES!
26. Roll over bars are okay. Must be straight up and down and connect to the TOP of the back bar only.
27. ALL FRONT SUSPENSION MUST STAY FACTORY! THAT

GOES FOR A-ARMS, BALL JOINTS, AND ANYTHING ELSE ON THE CAR DO NOT RUIN THIS CLASS BY BUYING ALL NEW AND UPGRADING. IF YOU DO THAT... JUST STAY HOME! NO OLD STYLE A-ARMS ON BUBBLE VICS OR MERCS! FOLLOW THE RULE! YES 1990 - 1997 LINCOLN'S CAN HAVE BOX STYLE A-ARMS. (Some came factory with them). *2022 UPDATE! You can have aftermarket Tie Rods Everything else remains the same! Abuse it you lose it! NO replacement or upgraded parts. This was covered in the original rules above. Replacement parts are an upgrade. Only exception is you can bolt the sway bar on the lower A-arm and no it can't be welded. It must mount factory to frame with nothing added.

28. Doors must be wired or chained only in 6 places. 3 strands of wire in each spot. NO welding of washers on the body. Wire CANNOT go around frame.
29. Any tire and any wheel. If you run a foam filled tire and it comes apart you will be disqualified for safety reasons.
30. NO RUST REPAIR ON BODY! Very minimal rust repair on frame and it has to be preapproved!
31. Front window can have 2 flat bars 3" wide can't go past the bottom of windshield area and 3" on roof! *Fire wall can be cut. NO Back window bars!
32. ALL CARS CAN HAVE ONLY 2 - 3" x 5" PLATES 1/4 THICK PERIOD! No cutting plates into pieces!
33. Pre-Ran cars can have a total of 4 - 4" x 4" 1/4 thick plates where bent or broke! Those along with the #33 rule plates. (6 total)
34. No leaf sprung cars and No 03 and up cars!
35. LAST RULE DO NOT DO ANYTHING NOT LISTED ABOVE. DO NOT TELL ME YOU DID SOMETHING BECAUSE IT DOESN'T STATE ABOVE THAT YOU CAN OR CAN'T! ALWAYS CALL FIRST! After the car is inspected and a flag is out on it there are no refunds. We are not responsible for accidents or injuries! Rules may be clarified and rewritten at any time. ALL JUDGES DECISIONS ARE FINAL. Always come to shows ready to run heats if needed! WE RESERVE THE RIGHT TO REFUSE ANY ENTRY AT ANY TIME FOR ANY OR NO REASON!
If you have any questions please call John Peck — 859-393-8693

TOP DOG PROMOTION 2025

MINI CAR STREET STOCK CLASS RULES! #TopDog Season Rules!

1. Wheelbase must not exceed 109" on front wheel drives or 105" on rear wheel drives cars.
2. NO shortening "stubbing" of frames or cradles front or back. NO moving or switching cradles. No moving of axles to shorten wheelbase. W-BODY cars that have the small crush piece that hooks to the front bumper can be removed.
3. Must be 4 or 6 cylinder engines. NO V8s. NO MOTOR SWAPS! Match motor to car. Ford to Ford, Chevy to Chevy, etc.
4. NO LEAFING MINI CARS. Ex.: (No adding of extra leafs to existing leafs. Must run Factory leafs to the car you are running. No coil to leaf spring conversions). Leaf Sprung cars must run leafs on factory side of rear end and NO straight leafs! All suspension components must stay factory to the car you are running including number of factory leaf spring clamps. Coil springs can be changed. Factory struts to the car you are running can be welded solid and mounted factory. No added metal or anything to add strength. NO HOMEMADE STRUTS! Front Wheel Drive Cars can add a 2" x 2" x 2" piece of square tubing can be welded behind the strut to help it from laying over. (Don't abuse this rule). Or it could cause you to cut it all the way out! No all-thread shocks or chained suspensions. No 4-wheel drive vehicles.
5. NO AMCs OF ANY KIND AND NO FULL FRAMED CARS! NO PT Cruisers!
6. Stock gas tank can be removed. Gas tanks must be relocated behind

Thurs. July 23

Demolition Derby - Continued

driver's seat, securely fastened and covered. Any visible leaking fuel will result in automatic disqualification.

7. All glass, chrome molding, hood latches, gas tanks, and rear seats must be removed before cars arrive at the fairgrounds. NO GLASS!

8. Stock type hood must be used. Hoods must be open for inspection. Hoods can be secured in 6 places with wire only 3 strand each spot and a 12" inspection hole. You may use 1/2" all thread only in core support with 3" max spacer from top of frame to core support but this will count as 2 of your 6 places! The factory rubber bushing between the sub-frame and frame must remain no other spacer. NO WELDING!

FOR W-Bodies only you CANNOT run all-thread all the way through the sub-frame, frame, and hood! You can run a 3/4" bolt through the sub frame and top of frame and then a 3/4" bolt through the core support and hood. No all thread through the frame rails or bumpers shocks (bottom to the top) on any rear wheel drive car front or back.

***2022 UPDATE!** NO CAR CAN HAVE THE SUB FRAME/CRADLE WELDED TO THE FRAME! NO WELDING OR SHORTENING ON THE SUBFRAME and NO CONNECTING THE TWO WITH PLATES, WIRE or CHAIN.

9. Seat belt, helmet and eye protection must be worn always.

10. Radiators must stay in original location and can be wired on all four corners. You may run electric fan. Factory condensers only and they may be wired in, not welded. NO added protectors of any kind.

11. Batteries must be moved to the passenger's side floorboard. The battery box cannot strengthen car in any way!

12. NO welding on frames or inner body seams. NO illegally plated frames. The Frames or subframes can NOT be hammered or shaped in anyway. DO NOT PAINT THE FRAME OR FRAME SEAMS or CRADLE!

13. Cutting the ends off bumpers for clearance is okay. Bumpers cannot be wider than car. No sharp edges!

14. Sunroof must be covered or at least have wire in them.

15. 4" x 4" Floating cage is permitted! It cannot touch the tunnel or floor. Cage must be at least 5" from floor sheet metal at all times! The back bar can't be any further back than 12" from driver's seat. NO kickers of any kind off the cage to anything. Center bar is okay but no kickers or anything. Cage is for SAFETY and NOT for strength of car. You can have a 5" Long gusset in each corner of the cage ran from bar to bar. Total of 4! Gas tank holder can touch sheet metal by 2" x 2" tubing only NO KICKERS! GAS TANK CAN HAVE PROTECTION BEHIND IT THAT CONFORMS WITH THE TANK! NOTHING OVERBOARD.

It can't be welded or bolted to anything on the back side. More for safety than strength. Must conform to tank. * NO BACK WINDOW BARS!

16. No Protectors at all unless stated in the rules! NO ENGINE CRADLES! No engine chains.

17. NO motor swaps. Ford to Ford and Chevy to Chevy! Volvo need to stay factory Volvo. Yes, you can run a Ford 2.3 in Ford cars only. Only diesel motors in factory diesel cars! Factory car rear ends and the Rear end itself can have a back brace... (NO BRACING) FROM REAR END. ALL CONNECTED USING FACTORY PARTS TO THE CAR YOU ARE RUNNING. Slip shafts are allowed.

18. We will be looking in frames from factory holes. If your frame does not have them, we will make our own!

19. You can use aftermarket steering column, factory tie rods only and not to be reinforced. Front sway bar must be factory to your car and not formed for strength. It cannot be welded or used for strength in anyway. It has to be mounted factory.

20. Transmission coolers or oil coolers are allowed. No transmission protectors at all.

21. Any year factory car bumpers which can be welded are allowed. Loaded factory bumpers are okay. Must be inside bumper only!

If it's a homemade bumper it CANNOT have a sharp point! Nothing

that's more than a 5 inch rounded nose over a 30" span. If we think the bumper is too much or unsafe it will not run! It's always safer to call first! NO welding a small/short piece of tubing in the center of a tube style bumper. THE BUMPER CAN NOT HAVE A SHARP POINT! IT WILL NEED TO BE ROLLED OR ROUNDED! NO BUMPER TALLER THAN 8 INCHES AT ANY SPOT! Bumper shocks not to exceed 10 inches, they will be measured from back of bumper where the shocks are mounted/bolted/welded! No sliding frame rails inside of the bumpers. NO, YOU CANNOT USE A SHOCK THAT IS NOT FACTORY TO THAT CAR. YOU CAN USE A PIECE OF 2" x 2" PIPE OR TUBING! EVEN ON FACTORY SHOCKS THEY CAN ONLY BE WELDED THE FIRST 10". NO EXCEPTIONS AND NO YOU CAN'T BOLT THEM EITHER. YOU CAN MAKE THE BUMPER SHOCKS SHORTER BUT NOT LONGER!

22. Doors and trunk can be welded 6" on and 6" off all the way around. Trunk must stay in original position (NOT SLIDE FRONTWARDS OR BACKWARDS). The body of the car can be creased but the rear quarter panels must stay upright, and trunk needs to have a 12" inspection hole. (SAFETY) YOU CAN have a 12" wide 1/4 thick DRIVER'S DOOR plate and lap 3" over the door seams. Stitch welded 6" on 6" off.

No Sedagons!

23. NO WELDING except bumpers and motor mounts.

24. Do not do anything to your car to strengthen it in anyway other than what's in the rules. YOU will be loaded!

25. All other car components not mentioned must remain factory and stock to the car you are running.

26. NO rust repair on body or frame... DON'T ASK!

27. Do NOT do something to the car that's not listed above then try to tell me "the rules didn't state that you couldn't do it". If you plan to do that... Please stay home!

28. Any tire and any wheel. If a solid filled tire starts to come apart you will be disqualified for safety reasons.

29. Yes, you can run a roll over bar. It must go straight up and over the roof, welded to the top side of your cage only. It CANNOT go to your frame or floor pan. It cannot be bolted or welded to the roof of your car. Roll over bars are for safety, not for strength.

30. Pre-ran cars can have 4 - 4" x 4" plates 1/4" thick where the frame is bent or broken. No more than those 4! Pre ran cars can also fix rear suspension, but you must call for details.

31. **UPDATE *Mini Car Street Stock*** You can hang the battery off the front bar ONLY or in the front floorboard. NO gusset from the battery box to the side door bar! All other rules have to be followed.

32. **We reserve the right to deny or disqualify any entry or driver at any time.** Rules can be clarified at any time! After the car has been inspected and flagged there will be no refunds. We are not responsible for any accidents or injuries. ALL JUDGES DECISIONS ARE FINAL! Always be prepared to run heats at any show!

*If you have any questions please call
John Peck — 859-393-8693*





KENTUCKY
LAND COMPANY

498 South Woodlawn Street,
Irvington, KY 40146

WWW.KY-LAND.COM • kyland@bbtel.com

NEED TO SELL YOUR HOME OR LAND?

Give us a call; we pay cash same day

270-547-4222 (Office)

270-668-3907 (Kelly) • 270-668-2419 (Kevin)

THIS SUMMER

**Cut down on yard work with
the latest lawncare tools!**

***WE SELL NEW GRAVELY, STIHL, ARIENS, BRIGGS & STRATTON,
FERRIS, KAWASAKI ENGINES, KOHLER ENGINES AND CUB
CADET PRODUCTS IN ADDITION TO PROVIDING SERVICE AND
PARTS FOR MOST LAWN EQUIPMENT!***



SHEFFIELD FINANCING

Financing for Ariens, Gravely, And Cub Cadet

Get Pre-Approved Today!

(270) 422-4646

M-F 8AM TO 6PM, SAT 8AM TO 2PM

1427 Highway 79 | Brandenburg, KY 40108

www.pikelawnandgarden.com



Fri. July 24

Friday, Saturday,

7 p.m. Ma

Trophies sponsored

EQUIPMENT PROVIDED BY:

Boyd Caterpillar • Wright Implement Co.
Jacobi Sales Inc. • Lincoln Trail Powers of Past
Phillips Bro. Const. • Ford Lawn Service – Pit House
F.L. Sipes Farms • United Rentals • H & R Agri Power

CLAS

**Light Super Stocks Tractor
Pro Stocks 4.1**



Sat. July 25

July 24
July 25



ain Arena

l by the Sipes family

ESSES
Super Farm Tractors
FWD Trucks

CONTRIBUTORS
Farm Bureau Insurance • Knott's Supply
Midway Petroleum • Midway Rents, LLC
F.L. Sipes Farms • Bim's Trucking & Ready Mix
Fast Services • Monument Chemical • Neal's Trucking & Hauling
Brandenburg Auto Clinic • Dirt Works Unlimited LLC • Flaherty Chevrolet
Roberts Family Farm • Nutrien • C & C Portables • Rivertown Spirits



PROUDLY SERVING MEADE COUNTY
FOR OVER 35 YEARS



1003 Armory Place, Brandenburg, KY 40108 | www.MeadeCountyWater.com | 270-422-5006

50 YEARS
IN BUSINESS!

**Stivers
Flooring**

2070 Bypass Road, Brandenburg | 270.422.1018

Same Family Serving the Community Since 1976

July
25
2026

SATURDAY

Sat. July 25

Pet and Dog Show

9 a.m.
Main Arena

SUPERINTENDENTS: Bridgette Brown Scheible — 270-668-5399 • Rachael Brown — 270-945-9900

PRIZES: First \$3, Second \$2, Third \$1.

No registration necessary.

CHILD'S PETS

Exhibitor 12 years and under

1. Child's cat – any age
2. Child's dog – any age
3. Child's pet – other than cat or dog – any age

OTHER PETS

4. Cat - any age
5. Pet other than cat or dog - any age

DOGS

6. Puppy
7. Small Dogs - 20 lb & under
8. Large Dogs - over 20 lbs.
9. Sporting Dog - breeds widely known for hunting, etc.
10. Working Dog - breeds widely known for herding, pulling, etc.
11. Best pet trick

ALL FIRST PLACE WINNERS STAY FOR JUDGING OF CHAMPIONSHIP

Grand Champion and Reserve Grand Champion trophy



Our wellness visits come with big, happy SMILES

We recommend regular wellness exams for the same reason your physician and dentist recommend them – if you can detect a problem in its early stages, it's more likely to be treated and resolved with less expense, less difficulty and better success!

270-422-3395

455A Bypass Rd
Brandenburg, KY 40108
www.bgaccbrandenburg.com

270-351-1121

849 S. Dixie Blvd.,
Radcliff, KY 40160
www.baccradcliff.com



**July
25
2026**

Sat. July 25

SATURDAY

Baby Contest

10 a.m.

Farm Bureau Community Building

SUPERINTENDENTS: Bridget Love — 270-668-5370 •
Morgan Hines — 270-668-5571

PRIZES: Trophy given for first, second and third places.

- | | |
|--------------------------|---------------------------|
| 1. Boy – 0 to 5 months | 5. Boy – 12 to 17 months |
| 2. Girl – 0 to 5 months | 6. Girl – 12 to 17 months |
| 3. Boy – 6 to 11 months | 7. Boy – 18 to 23 months |
| 4. Girl – 6 to 11 months | 8. Girl – 18 to 23 months |

RULES

1. Children and at least one parent must reside in Meade County.
2. Children will be judged on sight, on apparent good health, charm and personality.
3. All children must register with superintendent between 8:30 a.m. and 9:45 a.m. on date of contest.
4. Birth certificate **REQUIRED** for registration!
5. Parents must have children in place for judging at 10 a.m.
6. There is no dress code – children can wear whatever makes them happy!
7. There is a \$5 entry fee per child - **CASH ONLY!** Pay at registration.



BOB COOPER INSURANCE

HOME - BUSINESS - AUTO

DEPENDABLE & RELIABLE

EST. 1963

270-877-2103 • bobcooperins.com

**PROTECT WHAT MATTERS
WHILE SAVING THE MOST**

**July
25
2026**

SATURDAY

Sat. July 25

Draft Horse and Mule Show

**10 a.m.
Horse Arena**

884 Hillcrest Dr., Brandenburg, KY 40108

SUPERINTENDENTS: Matt Fackler — 270-668-7447 • M.J. Popham — 270-547-9510

Each entry must have a back number associated to the entry.
Failure to do so will result in a disqualification and no refund will be given.

SHOW RULES & REGULATIONS

1. Pair classes will be judged 60% match and 40% conformation.
2. All entries shall have current negative Coggins test and out-of-state entries shall have current 30-day health papers.
3. Show superintendents and judge reserve the right to interpret rules to ensure fairness to all entrants.
4. Class 9 shall be judged on the entrants' ability to show the animal and not on the animal itself.
5. Anyone under the age of 18 must have parents' permission to compete.
6. **Protest: A protest must be in writing, signed and addressed to the chairman of the show and accompanied by a deposit of \$25. It must be received by the chairman by the end of the show. If the protest is sustained, the deposit shall be returned. If not sustained, the deposit shall be forfeited to the Meade County Fair Horse Show.**
7. The horse show committee will not be held responsible in case of accidents or theft. All precautions will be taken for the protection of riders, and their animals, but no responsibility will be assumed by the Meade County Fair Board.
8. NO REFUNDS.
9. Announcements day of show take precedence over printed material on catalogs or show bills.

PAYBACK & RIBBONS: First \$40, second \$30, third \$20, fourth \$10.

MULES

1. **Mule, nondraft type** (3 year & under)\$12
2. **Mule, nondraft type** (4 yrs. & older)\$12
3. **Pair of mules**, mare/gelding any age.....\$12
4. **Draft mule**, mare/gelding any age\$12
5. **Pair of draft mules** mares/gelding any age\$12

DRAFT HORSES

6. **Draft horse** (3 yrs & under)\$12
7. **Draft horse** (4 yrs. & older)\$12
8. **Pair of draft**, any age\$12

DRAFT HORSES OR MULE

9. **Youth Showmanship**\$12
10. **Lead Line**\$5
(riders 10 yrs & under on mule, haflinger or draft horse)
100% payback with trophy and ribbon
11. **Open Western Pleasure**.....\$12
(Western shirt, long pants, boots)
12. **Youth walk/trot**.....\$12
13. **Adult walk/trot**.....\$12
14. **Youth fun class (TBD)**.....\$12
15. **Adult fun class (TBD)**.....\$12
16. **Youth fun class (TBD)**.....\$12
17. **Adult fun class (TBD)**.....\$12

18. **Open Hitch Class**.....\$12
(Team or stingle) • (Wagon or Cart)

ACTION CLASSES

19. **Snigging Team**\$12
20. **Snigging Single**\$12
21. **Trail Class**\$12
22. **Mule Balloon Derby**.....\$12
23. **Chicken Race**.....\$12
24. **Pantyhorse Race**.....\$12
25. **Catalog Race**.....\$12
26. **Boot Race**\$12
27. **Mule Rescue Race**\$12
28. **Scoop Shovel Race**.....\$12





July
25
2026

Sat. July 25

SATURDAY

Pedal Pull

Registration 10:30 a.m.

Starts 11 a.m.

Fred Sipes Barn

SUPERINTENDENTS: Susan Stewart — 270-668-2252

1. 3 Year old girls and boys for fun
2. Girls Ages 4-12 - **Sanctioned classes**
3. Boys Ages 4-12 - **Sanctioned classes**
4. Adult 13-14 - **Nonsanctioned classes**
5. Adult 15-17 - **Nonsanctioned classes**
6. Adult 18-20 - **Nonsanctioned classes**
7. Adult 21-49 - **Nonsanctioned classes**
8. Adult 50-Plus - **Nonsanctioned classes**

RULES

1. If you do the state championship pull it will be the same as above without the 3 year old for fun class.
2. Top 3 of the first pull will advance to the state championship along with outsiders that have won the right to pull at the state level at other sanctioned pull.
3. Adult classes are not sanctioned.



Children's Mini-Truck Pull

Noon

In the show barn

SUPERINTENDENT: Greg Shoulders — 502-548-0363

CONTRIBUTOR: Ascendence Trucks

CLASSES

2-Wheel Stock

2-Wheel Modified

Open Modified

First through fifth place in each class will receive a trophy.

RULES

1. Each contestant must furnish their own pulling vehicle.
2. Each contestant must supply and wear a helmet.
3. Draw for pull positions.
4. (1) 12-volt or (2) 6-volt batteries in stock class.
5. (2) 12-volt batteries in modified classes (24 volts).
6. Plastic Stock gears only in all classes
7. Only battery-powered vehicles allowed.
8. Tire grooving legal. No screws or metal in tires. No rubber tires.
9. All vehicles need to have a hitch and must not be higher than 13 inches and have a 1/4 hole to hook to sled.
10. Weights are permitted in all classes.
11. All weights must be secured.
12. Enter at your own risk.
13. Superintendent has final decision on all rules.



**ADULT
VACCINATIONS
AVAILABLE BY
APPOINTMENT!**

**Hardin
County
270-765-6196**

**Meade
County
270-422-3988**

**LaRue
County
270-358-3844**

**Nelson
County
502-348-3222**

**Marion
County
270-692-3393**

**Washington
County
859-336-3989**

*Call your local LTDHD Health
Center today to schedule!*



HARDINSBURG OFFICE
1111 OLD HIGHWAY 60
HARDINSBURG, KY 40143
270-756-2136



BRANDENBURG OFFICE
879 HILLCREST DRIVE
BRANDENBURG, KY 40108
270-422-2136

**SERVING MEADE, BRECKINRIDGE & SURROUNDING COUNTIES
SINCE 1970**

WE SPECIALIZE IN:



**REAL ESTATE
BROKERAGE**



**FARM & RESIDENTIAL
PROPERTY**



**COMMERICAL
PROPERTIES**



**PERSONAL
PROPERTY AUCTIONS**



**ESTATE SETTLEMENT
AUCTIONS**



**ONLINE AUCTIONS
NATIONWIDE REACH**

HAVE AN AWARD-WINNING COMPANY WORK FOR YOU!

BarrRealtyAuction.com

AUCTIONEERS & REALTORS:

Mark Barr, Stephen Barr, Jamie Barr, Chris Barr, Dennie Armes, Evan Barr, Eric Barr, Jacob Henning & Hunter Barr



July
25
2026

Sat. July 25

SATURDAY

Prince and Princess Pageant

5:30 p.m.

Farm Bureau Community Building

PAGEANT DIRECTORS: Anita Hobbs, 270-422-4108 • Becky Deaton, 270-234-7827

CONTRIBUTORS: Darla's Hair Studio • Hobbs Electric • Meade County Pediatrics

The contest is limited to 25 couples \$40 ENTRY FEE

RULES

1. Contestants must be residents of Meade County.
2. Contestants must enter as a couple.
3. Contestants must have reached their 3rd birthday and cannot have reached their 5th birthday.
4. Contestants will compete in denim shorts, tennis shoes, socks and T-shirt. (T-shirts will be provided.)
5. Professional models are not eligible. Also no modeling routine can be performed while on stage.

2025 Results:

2025 Prince and Princess - Easton Barr and Eleanor Pike
 First Runners-Up - Johnny VanMeter and Hadley Robinson
 Second Runners-Up - Tyler Ross and Mason Gifford
 People's Choice: Jayce Coe and Auzzie Arnold

PRIZES:

Winners – Crown, trophy, sash and \$25 cash each
 First runners-up – Trophy
 Second runners-up – Trophy
 Third runners-up – Trophy
 Fourth runners-up – Trophy
 People's Choice – Trophy.



Ciara's House

Ciara's House is a lifeline for women seeking a fresh start, operating without state or federal funding and relying on the kindness of people like you. Your support can provide safe shelter, essential resources, and a path to independence for women rebuilding their lives. **Join us in making a difference - Ciara's House needs you! Donations accepted via Venmo.**

Venmo: Deborah-Thompson-309
Ciarashouse@bbtel.com

July
25
2026

SATURDAY

Sat. July 25

**Little Mr. and Miss
Meade County Fair Pageant**

7 p.m.

Farm Bureau Community Building

PAGEANT DIRECTORS: Anita Hobbs, 270-422-4108 • Becky Deaton, 270-234-7827

CONTRIBUTORS: Darla's Hair Studio • Hobbs Electric • Meade County Pediatrics

The contest is limited to 25 couples. \$40 Entry Fee For A Couple DEADLINE: June 16, 2026

RULES

1. Contestants must be residents of Meade County. Contestants must have reached their 5th birthday and cannot have reached their 8th birthday by midnight of June 30, 2026
2. Contestants will be judged as a couple at all times except for the onstage question.
3. **ABSOLUTELY NO MAKEUP** you will be deducted or possibly disqualified.
4. No models or modeling routines, turns, or posed will be allowed.
5. There will be an onstage question for each child (age appropriate question).
6. They will be judged on their responses to questions.
7. Parents/Guardians will **NOT** be allowed behind stage at any time during the contest.
8. Contestants will wear and be judged in age appropriate attire in the pageant.

PRIZES:

Winners – Crown, trophy, sash and \$25 cash each

First runners-up – Trophy and ribbon

Second runners-up – Trophy and ribbon

Third runners-up – Trophy and ribbon

Fourth runners-up – Trophy and ribbon

People's Choice – Trophy

Monument
Chemical

PROUD TO SPONSOR THE
Meade County Fair

At Monument Chemical, we believe strong communities make all the difference. That's why we invest in local wellness, education, and sustainability – right here in Brandenburg.

FROM OUR MONUMENT FAMILY TO YOURS,
WE HOPE YOU MAKE WONDERFUL MEMORIES AT THE FAIR!

2450 Olin Road, Brandenburg, KY 40108

www.monumentchemical.com



Allen Blanc Roofing



FREE INSPECTIONS
INSURANCE SPECIALIST

Brandenburg, KY
(502) 821-6054

MEMBER OF:

- **Better Business Bureau**  
- **Meade County Chamber of Commerce**
- **Elizabethtown Home Builders Association**



Meade County's Hometown Chevy Dealer



FLAHERTY

ESTABLISHED 1998 •  • BRANDENBURG, KY



CHEVROLET

www.FlahertyChevrolet.com

Department E

Fruits & Vegetables

Home & Garden Exhibit Hall

SUPERINTENDENT: Veronica Buckler

HOME & GARDEN EXHIBIT HALL COORDINATOR:

Jennifer Bridge, Extension Agent for Family and Consumer Sciences Education – Meade County, 270-422-4958

Rules

1. Entries will be accepted between **7:30 a.m. and 12:30 p.m.** on **Monday, July 20**. Doors will be closed at 12:30. No exceptions. Judging will be on Monday afternoon.
2. No entry should leave the Fruits and Vegetables Department until 1:30 p.m., **Sunday, July 26**. If entry is removed before this time, it will not receive a premium even if the entry placed in top three of class. All entries must be picked up between **1:30 p.m. - 2:30 p.m. on Sunday, July 26**.
3. No individual may have more than one entry in each class.
4. Item must be homegrown by individual.
5. Exhibits are judged on quality. In order to keep all entries uniform, a small or large plate will be provided for all entries other than 'Display' Entries. Entries including the word 'Display' are judged not only on quality but also on variety, creativity, visual appeal, etc. Displays should be self-contained in a basket, tray, crate, etc; the outer measurements cannot exceed 18" X 24" (inches).
6. No entries containing glass will be accepted.
7. Judging will be done by qualified out of county judges, and they will have the right to disqualify an entry if not of quality to be judged or does not meet category criteria.
8. Providing address labels will be extremely helpful and speed up registration.

In recognition of the late Minnie Lee Richardson's dedication to the Meade County Fair and the Fruit and Vegetables Department, an award has been created. The Minnie Lee Richardson Outstanding Entry will be determined by the department judges and will be awarded on creativity, appearance, and quality.

All categories will receive: 1st - \$8; 2nd - \$6; 3rd - \$4, unless otherwise indicated. Two Grand Champion ribbons will be given. (One for Fruits and one for Vegetables).



**Hardesty**
FARMS & GREENHOUSES

**Produce • Bedding Plants • Hanging Baskets
Planters • Vegetable Plants • Poinsettias • Mums**

7200 Hwy. 79, Guston, KY 40142 • 270-547-7100

Fruits & Vegetables - Continued

1. Vegetable or Fruit Critter - Odd shaped vegetable or fruit that resembles an animal. Simple embellishments allowed.
2. Most unusual, shaped vegetable
3. Beans – Bush, 1 dozen
4. Beans – Pole, 1 dozen
5. Cabbage – 1 head (green)
6. Cabbage – 1 head (red)
7. Best large cabbage – any variety
8. Cantaloupe – 1 best large variety
9. Cantaloupe – 1 best small variety
10. Cucumbers – 3, small for pickling
11. Cucumbers – 3, for slicing
12. Cushman
13. Eggplant – 1
14. Okra – 6 pods
15. Onions – 6, white
16. Onions – 6, red
17. Garlic – 3 bulbs
18. Banana Pepper, sweet, 3
19. Banana Pepper, hot, 3
20. Bell Peppers – green, large type, 3
21. Bell Peppers – yellow, 3
22. Bell Peppers—red, 3
23. Peppers – (hot) string of 15-20
24. Peppers – Jalapeno, 3
25. Peppers – any other variety, 3
26. Collection of Peppers, any variety, 4 or more different kinds
27. Potatoes – Red Pontiac, 3
28. Potatoes – Kennebec, 3
29. Potatoes – sweet, any variety, 3
30. Potatoes – largest, any variety, 3
31. Pumpkin – pie, small variety, best
32. Pumpkin – any variety, best
33. Pumpkin – largest
34. Rhubarb – red or green variety, 1 bunch of 4
35. Squash – Zucchini, 3
36. Squash – Butternut, 3
37. Squash – Crookneck, 3
38. Squash – Straightneck, 3
39. Largest Zucchini, 1
40. Squash – any other variety, 3
41. Sweet Corn – white, 3 ears in husk
42. Sweet Corn – yellow, 3 ears in husk
43. Sweet Corn - Bi-color, 3 ears in husk
44. Cherry Tomatoes – 6
45. Tomatoes – red, best large variety, 3
46. Tomatoes – yellow, best large variety, 3
47. Tomatoes – pink, best large variety, 3
48. Tomatoes – any other variety, 3
49. Tomatoes – green, best variety, suitable for fried or other dishes, 3
50. Tomatoes – collection of 4 different kinds
51. Tomatoes - Roma, 3
52. Grape tomatoes, 6
53. Watermelon – Any variety
54. Watermelon – largest, any variety
55. Vegetable Display – 6 or more different vegetables.
(Display should be self-contained, no larger than 18”X24” (inches))

Greenhouse Stock

Hanging Baskets
Bedding Plants
Ferns
Annuals/Perennials
Vegetables
Mums

Shrubs/Trees

Bulk/Bag Materials

Rock
Mulch
Top Soil
Compost

Lawn/Landscape

Grass Seeds
Fertilizer/Lime
Straw/Erosion Net
Landscape Fabric/Pins
Potting Soil/PreEmergent/Plant Foods
Food Plot Seeds
Custom Mixes & Blends/Minerals

270-828-GOOD (4663)

Visit us on Facebook!



WE DELIVER!

Ask us about delivery!

Excavation

(Skid Steer/Excavator/Highlift)

Finish Grade/Seed/Straw
Drainage/Erosion Control
Basements/Building Pads
Roads

New Construction Utilities (Water/Electric)
Clearing/Food Plots
Bush Hogging

Landscape Installation/Design

Landscape Maintenance

Hardscape Installation

Retaining Walls
Paver Patios
Fire Pits
Outdoor Fireplaces

Lawn Care Services

Mowing
Lawn Applications
Lawn Maintenance

Snow Removal

Department F

Field Crops and Forage

4-H Building

All entries must have been grown and/or harvested between July ??, 2025 and July 20, 2026.

Entries will be accepted Monday, July 20 between 8:00 a.m. and 12:30 p.m.

Entries may be picked up Sunday, July 26, between 1:00 p.m. and 2:00 p.m.

Items 1-15: Blue ribbon, \$5; red ribbon, \$3; white ribbon, \$2;
Items 16-17: Blue ribbon, \$6; red ribbon, \$4; white ribbon, \$3;

CORN

1. 10 ears yellow corn
2. 10 ears white corn
3. Single ear white corn
4. Single ear yellow corn
5. Yellow or white shelled, 1 qt.
9. Alfalfa/Grass, 10 lbs.
10. Timothy, 10 lbs.
11. Fescue, 10 lbs.
12. Orchardgrass, 10 lbs.
13. Lespedeza/Grass, 10 lbs.
14. Red Clover/Grass, 10 lbs.
15. White Clover/Grass, 10 lbs.

WHEAT

6. Winter wheat, 1 qt.

SOYBEAN

7. Soybeans, 1 qt.

HAY

8. Alfalfa, 10 lbs.

TOBACCO

16. 1 stick, 5 plants tobacco

AGRICULTURE PRODUCTS

17. Agriculture products display



Serving all your personal and commercial needs.

(270) 422-4434

JONES-WOOLFOLK
INSURANCE AGENCY

www.joneswoolfolkins.com

Johnston's
PLUMBING

— ESTABLISHED 1957 —

270 422-5746
Cell: 270 945-3261

Department G

Plants and Flowers

Home & Garden Exhibit Hall

SUPERINTENDENT: Pat Carlson

HOME & GARDEN EXHIBIT HALL COORDINATOR: Jennifer Bridge, Extension Agent for Family and Consumer Sciences Education Meade County — 270-422-4958

RULES

1. Entries will be accepted between **7:30 a.m. and 12:30 p.m. on Monday, July 20**. Doors will be closed at 12:30 p.m. No exceptions. Judging will be on Monday afternoon.
2. No entry should leave the Flower Department until 1:30 p.m., **Sunday, July 26**. If an entry is removed before this time, it will not receive a premium even if the entry placed in top three of class. All entries must be picked up between **1:30 p.m. - 2:30 p.m. on Sunday, July 26**. Claim tickets must be presented to workers prior to pick-up.
3. No individual may have more than one entry in each class.
4. Judging will be done by qualified out of county judges, and they will have the right to disqualify an entry if not of quality to be judged or does not meet category criteria.
5. Items must be displayed in a vase tall enough to support entry.
6. Proper container and arrangement of categories 20-27 are considered when judging.
7. The miniature category should be no higher than 3” in height including vase.
8. Plants that are unusually large or heavy **MUST BE HANDLED BY THE ENTRANT**.

In recognition of Virgie K. Taylor’s dedication to the Meade County Fair and the Plants and Flowers Department, an award has been created. The Virgie K. Taylor Outstanding Entry will be determined by the department judges and will be awarded as Most Creative Entry.

All categories will receive: 1st - \$8; 2nd - \$6; 3rd - \$4. One Grand Champion ribbon will be given.

1. Roses, container of 1-3
2. Arrangement of roses
3. Zinnias, container of 6
4. Marigolds, container of 6
5. Collection of 5 or more herbs
6. Dahlias, large container of 3
7. Dahlias, small container of 3
8. Gladioli, container of 3
9. Flowering Begonia
10. Flowering Geranium
11. Foliage plant
12. Flowering houseplant
13. Miscellaneous plant
14. African Violet
15. Cacti
16. Jade Plant
17. Arrangement of garden flowers (kitchen)
18. Arrangement of garden flowers (dining table arrangement)
19. Arrangement of garden flowers (living room)
20. Arrangement of silk flowers
21. Succulent plant
22. Miscellaneous arrangement of fresh flowers
23. Daylilies, 5 stems per container, no filler
24. Ornamental daylily, 3 per container, no filler, no Resurrection lilies
25. Lily, any kind, not mentioned, 3 per container, no filler
26. Coleus, any variety
27. Hanging basket (flowering)
28. Hanging basket (nonflowering)
29. Sunflowers – any size or variety
30. Miscellaneous flowers
31. Most unusual plant or flower
32. Terrarium
33. Combo planter, 3 or more variety
34. Hosta Leaves – 1-3 in vase
35. Fair Garden – (must contain at least one fairy and one live plant)

(must fit on our display shelves)

Children’s Corner (12 and under)

36. Plant
 37. Flowers
 38. Fairy Garden (must contain at least one fairy and one live plant)
- (must fit on our display shelves)*



Baked goods, packaged treats, delicatessen and handcrafted furniture.



 **Dutch Heritage**
Furniture & Bakery

1300 OLD US 60 LOOP IRVINGTON, KY 40146
(270) 547-2999

Visit our website at dutchheritagefurniture.net

Department H

Home & Garden Exhibit Hall

SUPERINTENDENT: Janet H. Hobbs

HOME & GARDEN EXHIBIT HALL COORDINATOR: Jennifer Bridge, Extension Agent for Family & Consumer Sciences Education - Meade County — 270-422-4958

RULES

1. All entries must be handmade and be owned or made by the exhibitor unless entering in vintage category; must be made within last four (4) years.
2. Entries will be accepted in the Home Economics section of the Home & Garden Exhibit Hall between **7:30 a.m. and 12:30 p.m. on Monday, July 20. Doors will close at 12:30 p.m.** Judging will take place on Monday at 1:30 p.m. The building is closed to the public during judging.
3. Viewing hours will be **Monday** 6:00 p.m. until 9:00 p.m., **Tuesday** 11 a.m. - Noon for Special Needs Day and 5:00 p.m. until 9:00 p.m. in the evening, **Wednesday** 3:00 p.m. until 9:00 p.m., **Thursday and Friday** 5:00 p.m. until 9:00 p.m., **Saturday**, 5:00 p.m. until 9:00 p.m.
4. Exhibitors **MUST** remove articles from this department on **Sunday, July 26, between 1:30 p.m. and 2:30 p.m.** **Any article removed before this time will not receive a premium.**
5. No individual may have more than one entry in each category.
6. Previous blue-ribbon articles cannot be entered again. Items not receiving a blue ribbon can be entered 3 times maximum.
7. All entries **must be clean and prepared for exhibit.**
8. Miscellaneous categories are only for those entries that cannot be entered in other listed categories.
9. All entries must be labeled. Canned goods will be accepted in clear standard canning jars with metal rings (Mason, Kerr, Ball, etc.... not mayonnaise or other jars used for other purposes) products should be processed within the last two (2) years. No commercial lids on canned items.
10. If there is more than one article (*i.e. sets, pairs*) in any exhibit, they should be fastened together securely.
11. The management will not be responsible for any article exhibited, but due care will be given to the handling of the articles and attendants will be furnished to give reasonable protection to exhibit at all times.
12. Judging will be conducted by out-of-town judges whose decision will be final. Judges will have the right to disqualify an entry if not of quality to be judged.
13. Grand Champion ribbons will be given to **twelve (12)** Home Economics entries: 1-Cooking, 1-Canning, 1-Quilts, 1-Crocheted/Knitted, 1-Clothing, 1-Handicrafts, 1-Textile Art, 1-Christmas, 1-Men's Corner, 1-Hobbies, 1-Children's Corner, 1-Teen Corner. No prize money will be given for Grand Champion winners.
14. A special ribbon award titled "The Charlotte Lawson Creative Writing Award" will be given to an outstanding entry in the Writer's Corner. A special ribbon awarded.
15. All pictures must be framed and have a finished back suitable and safe for hanging.
16. A collection must consist of three (3) or more items.
17. Bringing address labels will help speed up check-in process.

All categories will receive: 1st- \$8; 2nd- \$6; 3rd- \$4, unless otherwise indicated.

COOKING - Display food on 6-inch or less plate

Breads

1. Plate of 3 biscuits
2. Plate of 3 corn sticks or corn muffins
3. Plate of 3 muffins
4. Plate of 3 yeast rolls
5. Plate of 3 cinnamon rolls
6. ½ loaf of zucchini bread
7. ½ loaf of banana bread
8. ½ loaf of yeast bread
9. ½ loaf of sour dough bread
10. ½ loaf of quick bread, not mentioned

Cakes (no refrigerated types and no cream cheese frosting)

11. ¼ Jam cake, iced
12. ¼ Pound cake
13. ¼ Coffee cake
14. ¼ Layer Cake, iced
15. ¼ Low-fat/Sugar-free cake
16. Plate of 3 cupcakes, frosted
17. ¼ Miscellaneous cake

Cookies

18. Plate of 3 brownies
19. Plate of 3 oatmeal cookies
20. Plate of 3 sugar cookies
21. Plate of 3 chocolate chip cookies
22. Plate of 3 miscellaneous cookies (all one kind)
23. Plate of 3 bar cookies

Candy

24. Jar of at least 10 pieces hard candy
25. Plate of 3 pieces of peanut butter fudge
26. Plate of 3 pieces of chocolate fudge
27. Plate of 3 pieces of miscellaneous candy (all one kind)

Pies and Cobbler

28. ¼ Apple pie
29. ¼ Cherry pie
30. ¼ Peach pie
31. ¼ Blackberry pie
32. ¼ Other fruit pie
33. ¼ Pecan Pie
34. ¼ Fruit cobbler, in disposable bowl

Home & Garden - Continued

35. ¼ Miscellaneous pie (cream pies will not be accepted)

Teen's Cooking: (Ages 13-17)

36. Plate of 3 biscuits

37. Plate of 3 yeast rolls

38. ½ loaf of quick bread

39. ¼ layered cake, iced

40. Plate of 3 cupcakes, frosted

41. Plate of 3 brownies

42. Plate 3 oatmeal cookies

43. Plate of 3 chocolate chip cookies

44. Plate of 3 pieces of peanut butter fudge

45. Plate of 3 miscellaneous cookies (all one kind)

Children's Cooking: (Ages 12 and under)

46. ½ loaf of quick bread

47. Plate of 3 cupcakes, frosted

48. Plate of 3 brownies

49. Plate of 3 oatmeal cookies

50. Plate of 3 chocolate chip cookies

51. Plate of 3 peanut butter cookies

52. Plate of 3 no-bake cookies

53. Plate of 3 pieces of candy

54. Plate of 3 miscellaneous cookies (all one kind)

Special Needs

55. Best Bread

56. Best Cake

57. Plate of 3 cookies (all of one kind)

CANNING (Either quarts, pints or half pints)

Fruits (Quarts or Pints)

61. Peaches

62. Apples

63. Cherries

64. Pears

65. Applesauce

66. Blackberries

67. Miscellaneous fruits

Vegetables (Quarts or pints)

68. Green beans

69. Corn

70. Tomatoes

71. Tomato juice

73. Soup mixture

74. Miscellaneous vegetable

Pickles or relish (Quarts or pints)

75. Cucumber pickles

76. Bread and butter pickles

77. Dill pickles

78. Beet pickles

79. Pickled vegetables

80. Pickled peppers

81. Miscellaneous pickles

82. Cucumber relish

83. Corn relish

84. Salsa

85. Miscellaneous relish

Sauces (Quarts or pints)

86. Barbeque sauce

87. Spaghetti sauce

88. Ketchup

89. Miscellaneous sauce

Canned Protein (Quarts or pints)

90. Meat or Poultry (specify type)

91. Fish or Seafood (specify type)



**JOHN M. BRUINGTON | TIM GOODWIN
FEATHER PERRY | CHEYENNE WOODRUM**

bjsfhome@bbtel.com | (270) 422-2115
198 Lawrence St., Brandenburg, KY 40108
www.bjsfunerals.com

Home & Garden - Continued

Jellies, preserves and jams (Pints or half pints)

92. Apple jelly
93. Grape jelly
94. Blackberry jelly
95. Citrus jelly
96. Pepper jelly
97. Flower or Herb jelly
98. Sugar-free jelly
99. Miscellaneous Jelly
100. Strawberry preserves
101. Peach preserves
102. Sugar-free preserves
103. Miscellaneous Preserves
104. Strawberry jam
105. Blackberry Jam
106. Sugar-free jam
107. Miscellaneous Jam
108. Fruit butter
109. Honey without comb
110. Honey with comb

Dehydrated Foods

111. Meat jerky, 6 strips, named
112. Any vegetable, 1 cup, named
113. Herb, ¼ cup, specify type

Teen's Canning (Ages 13-17)

114. Salsa
115. Jellies, preserves and jams
116. Miscellaneous relish

Children's Canning (Ages 12 and under)

117. 1 canned vegetable
118. 1 canned fruit
119. 1 miscellaneous canning

QUILTS (Add tag to identify who pieced and quilted)

120. Appliquéd quilts
121. Hand embroidered
122. Machine embroidered
123. Hand pieced machine quilted
124. Machine pieced, machine quilted
125. Machine pieced, hand quilted
126. Hand pieced, hand quilted
127. Most creative quilt
128. Baby quilt, machine pieced, machine quilted
129. Baby quilt, hand pieced, hand quilted
130. Baby quilt, mixed techniques
131. Vintage quilts (20 years or older) in good condition
132. Mixed, Pieced and Appliqué
133. Quilt from kit
134. First time quilt (Ages 17 and under)
135. First time quilt (Ages 18 and over)
136. Group quilt
137. Senior adult (Ages 65 and over) quilt
138. Theme quilt
139. Lap quilt
140. T-shirt quilt
141. Miniature pieced quilt, 18" or less, must quilt block
142. Pieced quilt tops, un-quilted
143. Miscellaneous quilt
144. Miscellaneous coverlet (not quilted)

Crocheted Goods

145. Granny square afghan (no larger than 60" x 72")
146. Crocheted afghan (no larger than 60" x 72")
147. Baby crocheted afghan (no larger than 45" x 60")
148. Sweater for infant (Ages 0-3)
149. Sweater for child (Ages 4-12)

CAD METALS

BUILT TOUGH. BUILT TO LAST.

PREMIUM METAL SOLUTIONS
BUILT TOUGH.
BUILT TO LAST.

From your home to your business, we provide high-quality metal products and custom solutions you can count on.



MATERIALS WE PROVIDE

-  **METAL SIDING**
Durable. Versatile. Built to perform. A clean, modern look with lasting strength and low maintenance.
-  **CUSTOM BOARD & BATTEN**
Timeless style. Custom built. A classic look with bold character and long-lasting durability. Made to fit your vision.
-  **STANDING SEAM ROOFING**
Sleek profile. Concealed fasteners for a smooth, clean look and superior protection.
-  **TRIM & FLASHING**
Complete selection of trims and flashings that add strength, style, and a finished look.
-  **GUTTER SYSTEMS**
Seamless 5" & 6" Engineered for maximum performance and reliability.
-  **FASTENERS & ACCESSORIES**
Quality you can trust. Everything you need for a complete, secure installation.







 223 ENTERPRISE DRIVE
ELIZABETHTOWN, KY 42701


 (270) 982-2822

 MON-FRI
7:00 AM - 4:30 PM

 PREMIUM QUALITY

 HONEST SERVICE

 BUILT TO LAST



Insurance you can depend on
when you need it most!


- SINCE 1904 -

PLANTERS CO-OP INSURANCE COMPANY

Established in Breckinridge County

517 S 1st Street
Irvington, KY 40146

270.547.3921



Local Office Here
To Serve You!
Call Sharon at
270.547.8467

Home & Garden - Continued

- 150. Crocheted baby booties or shoes
- 151. Crocheted baby hat/bonnet
- 152. Table runner (up to 72" in length)
- 153. Doily
- 154. Scarf
- 155. Cape, shawl, shrug, stole or poncho
- 156. Crocheted doll clothes
- 157. Crocheted item (Ages 13-17)
- 158. Miscellaneous crochet clothing
- 159. Miscellaneous crochet (other than mentioned)
- Knitted Goods**
- 160. Baby afghan (no larger than 45" x 60")
- 161. Adult sweaters
- 162. Baby sweater (Ages 0-3)
- 163. Sweater for child, (Ages 4-12)
- 164. Baby booties or shoes
- 165. Baby Hat/Bonnet
- 166. Scarf & hat or scarf & mittens
- 167. Cape, shawl, poncho, shrug or stole
- 168. Scarf only
- 169. Mittens or gloves
- 170. Knitted item (Ages 13-17)
- 171. Miscellaneous knitted item
- CLOTHING and TEXTILES**
- 172. Adult sports clothing
- 173. Adult casual clothing
- 174. Adult special occasion
- 175. Adult clothing miscellaneous
- 176. Children's clothing, special occasion
- 177. Children's clothing, casual
- 178. Children's clothing, miscellaneous
- 179. Accessory
- 180. Vest
- 181. Handmade Doll Clothing
- 182. Apron – full
- 183. Apron - half
- 184. Purse or tote
- 185. Costume
- 186. Vintage dress-up clothing (non-commercial, over 25 years)
- 187. Miscellaneous clothing
- Machine Embroidered**
- 188. Wearable clothing
- 189. Tablecloth or runner
- 190. Wall hanging
- 191. Pillows/Pillowcases
- 192. Towels
- 193. Miscellaneous item
- Wearable Textile Arts (May use purchased items to decorate)**
- 194. Decorated shirt, cross-stitched, applique, painted, etc.
- 195. Decorated jacket made from sweatshirt
- 196. Decorated denim garment
- 197. Decorated tote or purse
- Handicrafts**
- 198. Decorative towels
- 199. Embroidered pillowcase (bring 1)
- 200. Miscellaneous pillowcase (bring 1)
- 201. Pin cushion
- 202. Handmade doll
- 203. Handmade animal
- 204. Placemat
- 205. Potholders/Hot Dish Mat
- 206. Tablecloth

Sinking Creek

LUMBER & HARDWARE



Doors • Windows • Garage doors • Vinyl siding
 House packages • Barn packages
 Post frame buildings • Replacement windows
 Treated lumber and posts • 40-year painted steel siding



REAL WORLD
WILDLIFE PRODUCTS
Wildlife Seeds and
Hunting Supplies
available



**VERSETTA
STONE**



AFFINITY
STONE SIDING



COLOR GUARD
BUILDING SYSTEMS



Trex



valspar
EXTERIOR
PAINTS & FLOOR PAINT



DIAMOND KOTE
Building Products



TimberTech
EVERYTHING WOOD SHOULD BE



AZEK
EXTERIORS
ENGINEERED TO LAST BEAUTIFULLY



Milwaukee
Cordless Tools

Call us for all your roofing needs!
 10443 E. Hwy 60, 3 miles west of Irvington
 270-547-2900 • Fax 270-547-2903
 Delivery in Meade and Breckinridge counties!
Mon.-Fri. 7:30 a.m. - 4:30 p.m. EST;
Sat. Closed




Home & Garden - Continued

- 207. Table runner (up to 90" long)
- 208. Hand towel
- 209. Kitchen tea or dish towel
- 210. Dish cloth
- 211. Recycled handicraft
- 212. Decorative painted handicraft
- 213. Miscellaneous handicraft
- 214. Grapevine items
- 215. Handmade holiday wreaths (other than Christmas)
- 216. Handmade door or wall decorations other than holiday
- 217. Handmade jewelry, original design (placed in box or bag)
- 218. Handmade jewelry, beaded design (placed in box or bag)
- 219. Handmade jewelry, mixed media (placed in box or bag)
- 220. Recyclable wearable or accessory
- 221. Painted gourd
- 222. Non-painted technique gourd
- 223. Decorated gourd
- 224. Nature crafts
- 225. Decorated hats (Derby, etc.)
- 226. Tatted items
- 227. Handmade Rug
- 228. Felted handicraft
- 229. Miscellaneous wood item

Baskets

- 230. Basket made from natural materials
- 231. Decorated basket
- 232. Miscellaneous basket

Wall Hanging (equipped to hang)

- 233. Quilted pieced wall hanging
- 234. Quilted non-pieced wall hanging
- 235. Hand embroidered wall hanging
- 236. Miniature wall hanging, 24" maximum per side or maximum of 96" around outside edge
- 237. Miscellaneous wall hanging

Pillows

- 238. Quilted pillow
- 239. Pieced quilted pillow
- 240. Baby pillow
- 241. Needlecraft
- 242. Miscellaneous pillow

Stitchery

- 243. Swedish Weaving
- 244. Hardanger
- 245. Miscellaneous cross-stitched article
- 246. Miscellaneous stitchery

Needlework Pictures (framed)

- 247. Up to and including 14-count cross-stitchery
- 248. 16- to 32- count framed cross stitchery
- 249. Sampler stitchery
- 250. Miscellaneous stitchery framed

Christmas

- 251. Crocheted Christmas item
- 252. Cross-stitched Christmas decoration
- 253. Christmas door decoration
- 254. Christmas table decoration
- 255. Christmas wreath
- 256. Cross-stitched Christmas ornament
- 257. Ceramic Christmas ornament
- 258. Plastic canvas ornament
- 259. Plaster Christmas ornament
- 260. Miscellaneous Christmas ornament

- 261. Christmas stockings, any kind
- 262. Christmas quilted wall hanging
- 263. Christmas wall decoration
- 264. Ceramic item
- 265. Miscellaneous handmade Christmas item

Hobbies (Adult)

- 266. Best handmade creative hobby
- 267. Scrapbook pages (3-5 pages attached)
- 268. Handmade Book
- 269. Handmade Card
- 270. Leathercraft
- 271. Miscellaneous woodcraft
- 272. Miscellaneous hobby

WRITER'S CORNER (no item should be larger than 8 1/2 x 11 (regular size paper) – framed items will not be accepted)

- 273. Original poems, adult
- 274. Original poems (young adult (Ages 13-21)
- 275. Original poems, children (Ages 12 and under)
- 276. Original short story, adult
- 277. Original short story, young adult (Ages 13-21)
- 278. Original short story, children (Ages 12 and under)
- 279. Memoir - adults
- 280. Letter to Santa, children (Ages 12 and under)

MEN'S CORNER

- 281. Large (over 24") wood item
- 282. Small - (24" and under) wood item
- 283. Miscellaneous woodcraft item
- 284. Home furnishings (not wooden)
- 285. Walking sticks
- 286. Wood carving
- 287. Wall hanging
- 288. Tabletop item



**Decking, Framing, Flooring,
Metal Roofing, & General
Home Improvements**

Home & Garden - Continued

289. Leather

290. Miscellaneous item

TEEN'S CORNER (Ages 13-17)

291. Fabric garment

292. Handmade jewelry

293. Best creative hobby

294. Models

295. Scrapbook

296. Scrapbook pages (3-5 attached)

297. Legos creation (kit)

298. Legos creations (no kit)

299. Woodcraft item

300. Miscellaneous handicraft

CHILDREN'S CORNER (12 and under)

301. Fabric item

302. Fabric garment

303. Wood item

304. Embellished clothing

305. Handmade jewelry (Ages 5 and under)

306. Handmade jewelry (Ages 6-12)

307. Plaster craft

308. Best creative hobby

309. Model

310. Children's crafts (Ages 5 and under)

311. Children's crafts (Ages 6-12)

312. Scrapbook pages (3-5 attached)

313. Best collective hobby (3 items)

314. Legos creation (kit - Ages 5 and under)

315. Legos creation (no kit - Ages 5 and under)

316. Legos creation, (kit - Ages 6-12)

317. Legos creation (no kit - Ages 6-12)

318. Recycled Handicrafts (Ages 7 and under)

319. Recycled Handicrafts (Ages 8 to 12)

320. Miscellaneous item

King Arthur Baking Contest - Wednesday, July 23 with judging at 12:15 p.m. and will be broadcast via Facebook Live. The focus will be cupcakes. You may pick up entry forms at the Meade County Extension office.



Dodson Farms & Services

**Land Clearing, Fence Row Cleaning,
Driveway Installation & Rock, Dirt Removal,
Skid Steer Services, Septic Systems, Backhoe Work,
& Dozer Work!**

**FREE
ESTIMATES**



Quentin Dodson 270-945-2208

Facebook: Dodson Farms & Services

Department I

Fine Arts

Home and Garden Exhibit Hall

SUPERINTENDENT: Samantha Slinger and Whitney Fore

HOME & GARDEN EXHIBIT HALL COORDINATOR: Jennifer Bridge, Extension Agent for Family and Consumer Sciences Education - Meade County, 270-422-4958

RULES

1. All entries must be original and done by exhibitor. Works must have been completed in last two years.
2. In the ADULT categories, all oils must be framed, all other pictures in that category must be matted, mounted or framed. If entry is non-framed, use only one mat.
3. All pictures in the ADULT category must be ready for hanging *with wire, string or built-in-hanger. If the frame has two hangers, use wire or string to connect.*
4. No artist may have more than ONE entry in each individual category. Artists who have derived \$500 or more income in the past year from the sale of any artwork may enter only in the professional category.
5. JUNIOR ARTISTS (ages 8-12) and BUDDING ARTISTS (ages 7 and under) may frame only oil paintings. All other artwork will be mounted, matted, *NOT FRAMED nor painted on FRAMED CANVAS.* Use only one mat.
6. *Due to limited space available for showing, all artwork, except oils, are limited to no larger than 24" x 24" finished work, including frame.*
7. Once an article has received a blue ribbon, that article cannot be entered again.
8. The department has the right to refuse any article in any category that does not meet the above criteria.
9. Entries will be accepted from **7:30 a.m. to 12:30 p.m., Monday, July 20.** Doors will be closed at 12:30 p.m. No exceptions. Judging will be on Monday afternoon.
10. Exhibitors MUST remove articles from this department on **Sunday, July 26, from 1:30 p.m. to 2:30 p.m.**
11. **ANY ARTICLE REMOVED BEFORE THIS TIME WILL NOT RECEIVE A PREMIUM, EVEN IF IT PLACED IN THE TOP THREE OF ITS CATEGORY!**
12. Judging will be done by qualified judges, whose decisions will be final.

All categories will receive: 1st- \$8; 2nd- \$6; 3rd- \$4, unless otherwise indicated.

Five Grand Champions will be selected, one from the adult division, one from the young adult division and one from the junior/budding artists, one from photography or computer generated and one for Professional Artists. Each will receive a rosette plus their ribbon and premium money. A special award titled "The Marilyn W. Craycroft Award" will be given to an outstanding entry in the Fine Arts Corner. No prize money will be given.

The management will not be responsible for any article exhibited, but due care will be given to the handling of the articles and guards will be furnished to give reasonable protection to exhibits at all times.

ADULT ARTISTS

1. Oil Painting
2. Acrylic painting
3. Watercolor painting
4. Miscellaneous painting
5. Portrait, any medium
6. Drawing pastels, charcoal
7. Drawing pen, ink, marker
8. Drawing pencil, colored pencil
9. Sculpture/Pottery
10. 3-D object
11. Hand painted china
12. Stained glass
13. Miniature painting (10" x 10" or less)
14. Photography of human - B&W
15. Photography of human - Color
16. Photography of other - B&W
17. Photography of other - Color
18. Photography of animals - B&W
19. Photography of animals - Color
20. Multiple pictures in one frame (24"x24" limit)
21. Computer generated or assisted design
22. Calligraphy (art of fine writing)

YOUNG ADULT ARTISTS (ages 13-15)

23. Oil painting
24. Acrylic painting
25. Watercolor painting
26. Miscellaneous painting
27. Drawing pastels, charcoal
28. Drawing pen, ink, marker
29. Drawing - pencil, colored pencil
30. Sculpture / Pottery
31. 3-D object
32. Mixed media
33. Photography of human - B&W
34. Photography of human - Color
35. Photography of other - B&W
36. Photography of other - Color
37. Photography of animals - B&W
38. Photography of animals - Color
39. Computer generated or assisted design
40. Sand art
41. Mechanical drawing (drafting)
42. Calligraphy (art of fine writing)
43. Collage
44. Print Making
45. Tempera Paint
46. Oil painting

YOUNG ADULT ARTISTS (ages 16-18)

47. Acrylic painting
48. Watercolor painting
49. Miscellaneous painting
50. Drawing - pastels, charcoal
51. Drawing - pen, ink, marker
52. Drawing - pencil, colored pencil
53. Sculpture/Pottery
54. 3-D object
55. Mixed media
56. Photography of human - B&W
57. Photography of human - Color
58. Photography of other - B&W
59. Photography of other - Color
60. Photography of animals - B&W
61. Photography of animals - Color
62. Computer generated or assisted design
63. Sand art
64. Mechanical drawing (drafting)
65. Calligraphy (art of fine writing)
66. Miscellaneous (does not fit any other category)
67. Collage
68. Print Making

JUNIOR ARTISTS (age 8-12) (no framed pictures)

Fine Arts - Continued

69. Oil painting
70. Acrylic painting
71. Watercolor painting
72. Drawing - crayon
73. Drawing - pen, ink, marker
74. Drawing - pencil, colored pencil
75. Mixed media
76. Sculpture/Pottery
77. 3-D object
78. Collage
79. Photography of human – B&W
80. Photography of human – Color
81. Photography of other – B&W
82. Photography of other – Color
83. Photography of animals - B&W
84. Photography of animals - Color
85. Computer generated or assisted design
86. Sand art
87. Tempera Paint
88. Print Making

BUDDING ARTISTS (ages 7 & under) (no framed pictures)

89. Watercolor painting
90. Tempera paint
91. Drawing - crayon
92. Drawing - pen, ink, marker
93. Drawing - pencil, colored pencil
94. Mixed media
95. Collage
96. Sculpture/Pottery
97. 3-D object
98. Color book art
99. Photography of human – B&W

100. Photography of human – Color
101. Photography of other – B&W
102. Photography of other – Color
103. Photography of animals - B&W
104. Photography of animals - Color
105. Computer generated or assisted design
106. Miscellaneous

PROFESSIONAL ARTISTS

- I. Oil painting
- II. Acrylic painting
- III. Watercolor painting
- IV. Mixed medium
- V. Portrait - any medium
- VI. Charcoal/pastel drawing
- VII. Photography - B&W
- VIII. Photography - Color
- IX. Miscellaneous entry
- X. Pencil drawing
- XI. Pen/ink drawing
- XII. Sculpture/Pottery
- XIII. 3-D object



*Locally Owned,
Nationally Known!*

(270) 422-2127

www.BrandenburgNAPA.com



From rural roots
to new beginnings,
we're here for every
step of your journey.



Local Heart. Hometown Values. Real Results.

Becky Brown
Broker/Owner

270-422-7945

www.exitrealtymeadefront.com



Whether you're buying, selling, or investing, trust EXIT REALTY HOME FRONT
to help you find your way HOME.

We're here for you!

Department K

FFA 4-H Building

SUPERINTENDENT: Case Redmon, Amelia LaTondress and Malley Sipes **CHAIRPERSON:** Mary Brooke Stith
COMMITTEE: Holland Hobbs and Chase Baker

GENERAL RULES FOR EXHIBITS

- A. FFA members who are in good standing and who are doing approved experience program work under supervision of the teacher of agriculture are eligible to exhibit.
- B. Exhibitors in this department will be required to submit to the superintendent of the department the record book on the project completed to date.
- C. Exhibitors in the FFA Department are required to abide by the General Rules and Regulations of the fair.
- D. Only members of the FFA in Meade County are eligible to enter in this department.
- E. All exhibits must be a part of the member's program.
- F. Exhibits must be entered by 12 p.m., July 21, and picked up between 1:30 - 2:30 p.m., July 28.

TOBACCO:

1. Stick, five (5) plants
2. Potted plant

HAY (10 lbs.)

6. Alfalfa
7. Mixed
8. Red clover

VEGETABLES: (Plate of 5)

11. Cucumbers
12. Bell peppers
13. Banana Peppers
14. Squash
15. Zucchini
16. Green Beans
17. Tomatoes

18. Sweet Corn
19. Salsa
20. Potatoes

CORN:

3. Single ear
4. Ten ears
5. One quart, shelled

SMALL GRAIN:

9. Wheat
10. Soybeans

A Small Credit Union Doing Big Things!

Low loan rates

Free checking

Investments



Doe Run

Federal Credit Union

www.doerunfcu.com

Serving Meade County since 1979

740 High Street
Brandenburg, KY

270-422-7745

Department L

4-H Club 4-H Building

SUPERINTENDENT: County Extension Agent for 4-H Youth Development

ADVISORY COMMITTEE: Meade County 4-H Council members

Premiums: Blue-\$4.50, Red-\$2.50, White \$1.50

RULES

1. Project entry day @ 4-H Exhibit Hall at the Meade County Fairgrounds: Monday, July 20 from 8:00 – 11:00 a.m.
2. Exhibits must be picked up from 1:00 p.m. to 2:00 p.m. on Sunday, July 26. All exhibits that are not picked up will be returned to the Extension Office and held for one week.
3. Entries will only be accepted for the 4-H classes listed below.
4. Cloverbud eligible projects are designated in each project division below.
5. All entries must be made by the 4-H member exhibiting, made in the current project year (September 1, 2024 – July 1, 2025) and according to category/project requirements.
6. Judging will be done on the Danish System. Premiums will not exceed the amounts shown above. (This is not a minimum guarantee, but a maximum).

DIVISION I – 4-H SEWING

Unique Rules or Instructions:

- a. NOT a Cloverbud eligible project.
- b. A member may enter up to three classes within their age division in the Sewing Division. (This means: a member's name may appear up to three times in the junior age division or the senior age division but cannot appear in both age divisions on the county's Sewing Division invoice sheet.)
- c. **Item must meet all requirements for the class:** otherwise, the entry will be disqualified.
- d. Items entered must have been completed by the exhibitor within the current program year.
- e. The decision of the judges is final.
- e. Items must be "handmade"; no ready-to-wear/factory made items will be accepted for judging.
- f. Articles of clothing for "Clothing Option" classes are to be made by and constructed for the 4-H member to wear. Doll clothing does not meet the require-

ment for Clothing Option classes.

g. Send **NO additional** accessories or undergarment with any sewing entry unless it was constructed as a part of the project.

h. Specific number of items: In classes where there is to be a specified number of articles exhibited and the entry contains more, the judges will be instructed to have the agent who submits the article(s) make the decision on which item(s) are to be judged. In those cases where the situation was not discovered before entry was made, the article(s) to be judged will be left to the discretion of the judges.

i. Complete outfit: The definition of a "complete outfit" is an item or items that cover the top and bottom of the body. To be considered a top, a jacket or robe, it must include a front or back closure. Open front tops that require an under shirt do not count as a complete outfit unless the under shirt is also constructed by the member.

Additional Documentation Required:

- a. Documentation is required only in Junior Unit VI non-clothing option, Up Cycle Jr & Sr, and Smart Clothing Jr & Sr projects.

Greetings from
MEADE COUNTY
Home of the Meade County Fair

Meade County
TOURISM

Where Festivals, Flavor, and Fun Await!

Experience the vibrant spirit of Meade County through our signature events, festivals, and the great outdoors!

BIM'S READY MIX

THANK YOU FOR YOUR BUSINESS

120 Shamrock Rd Brandenburg, KY 40108
270-422-4155 • 270-422-7744

4-H Club - Continued

i. Documentation may be handwritten or printed by computer on 8.5" X 11" paper.

ii. Insert documentation into folder or plastic sheet protector. Attach it to the item using a safety pin or binder clip.

Junior Division for 4-H'ers Ages 9-13

Junior members may complete the projects in any order and may repeat a level more than one year. The curriculum includes instructions for making "practice" items; the practice items do not fit in classes in the Clothing Division.

Unit I – Let's Learn to Sew: Beginner skills; See Publication: <http://www.ca.uky.edu/agc/pubs/4jd/4jd01pb/4jd01pb.pdf>, pages 3-20 and 55-56.

L-790A Unit I Clothing Option: Shorts, pants, or skirt with casing waistline (elastic and/or drawstring). Garment must be made from woven fabric and include the following: straight machine stitching, appropriate visible seam finish, and machine stitched hem.

L-790B Unit I Non Clothing Option: Apron OR Carrier Bag (i.e. drawstring backpack, shoulder bag, tote bag or laundry bag). The bag must include some type of handle. Item must be made from woven fabric and include the following: straight machine stitching, appropriate visible seam finish, and a casing. Machine stitched hem on apron is acceptable. Practice projects (travel kit and tissue holder) are not to be entered.

Unit II – Let's Get to the Bottom: Beginner skills; See Publication: <http://www.ca.uky.edu/agc/pubs/4jd/4jd01pb/4jd01pb.pdf>, pages 21-38 and 55-56.

L-791 Unit II Clothing Option: Skirt, shorts or pants. Exhibit must be made from woven fabric and include the following: enclosed seams, appropriate seam finish, interfacing, zipper, and a facing or waistband.

L-792 Unit II Non Clothing Option: Bag with zipper (i.e. tote bag/purse, garment bag, sling-type bag or duffel/gym bag). Exhibit must be made from woven fabric and include the following: enclosed seams, appropriate seam finish, interfacing, and zipper. Practice projects (book cover, zippered travel bag) are not to be entered.

Unit III – Top It Off: Beginner skills; See Publication: <http://www.ca.uky.edu/agc/pubs/4jd/4jd01pb/4jd01pb.pdf>, pages 39-52 and 55-56.

L-793 Unit III Clothing Option: Shirt, simple jacket, one piece dress with no waistline, cape with a hood or collar, bathrobe, or vest with lining or facing. Garment must be made from woven fabric and include the following: buttons and buttonholes. A simple lining, trim, collar, and sleeves may be included but are not required.

L-794 Unit III Non-Clothing Option: Backpack or sports bag with lining or facing, applied trim, and button/buttonhole closure. Practice projects (hanger cover, pillowcase with button closure, gift bag) are not to be entered.

Unit IV – Stretch Your Knit Skills: Beginner skills; See Publication: <http://www.ca.uky.edu/agc/pubs/4jd/4jd01pb/4jd01pb.pdf>, pages 45-48 and 55-56.

L-795 Unit IV Stretch Your Knit Skills: 1- or 2-piece complete outfit made from knit fabric; such as a dress, top and bottom, pajamas, or nightshirt. All garment pieces must be made from knit fabric with a limited amount of one-way stretch; rib knit may be included for neckband and arm/leg band trim only.

Unit V – Moving on Up: Intermediate skills; See publication: http://4-h.ca.uky.edu/sites/4-h.ca.uky.edu/files/junior_unit_v_moving_on_up.pdf

L-796 Unit V Moving on Up: one-piece complete outfit made from woven fabric, such as a dress, coveralls, or jumpsuit. Item must include at least a zipper and/or buttons and buttonholes. A waistline simple lining, trim, collar, and sleeves may be included but are not required.

Unit VI – Put it All Together; See Publication: <http://www.ca.uky.edu/agc/pubs/4jd/4jd01pb/4jd01pb.pdf>, pages 49-56

L-797 Unit VI Put It All Together Clothing Option: 2 or 3 piece complete coordinating outfit; such as athletic wear, dress with jacket or coat, swimwear with cover-up, jacket or shirt with slacks/ skirt. *At least one piece must include sleeves and a collar/hood. No simple casings. Fabric choice may be woven, knit or a combination of the two.*

L-798 Unit VI Put It All Together Non Clothing Option: Download a pattern from site of your choice for tote bag, purse, luggage, etc. Be creative with your design. Required elements: Pockets, functional zipper and creative stitchery or applied trim to personalize your bag. If bag is not lined, the seam allowances must be finished with a bound seam finish. Optional elements: lining, button(s), hook and loop tape, or snap(s). **In the documentation include:** your name, your county,

FAST SERVICES

ROOFING HVAC ELECTRICAL GENERATORS GENERAL CONTRACTING

(757) 777-FAST

4-H Club - Continued

the name of the unit, class entered, cost and the design source.

Unit: Up Cycle It!—for youth ages 9-13 with advanced sewing skills; See publication: https://4-h.ca.uky.edu/sites/4-h.ca.uky.edu/files/upcycle_project_jr_and_sr.pdf

L-799A Up Cycle It! Junior clothing option-item sewn from repurposed garments or household fabric goods and documentation folder. Recycled fabric is to be the major component of the item. Documentation required include: your name, your county, unit, class entered, a “before” photo of all repurposed items used; source of the fabric or garment; how the design was created; and any design drawings that were used in the creation. Place documentation in a folder or plastic sheet protector. “Deconstructed” t-shirts which do not include sewing skills do not fit this class. Items for the home do NOT fit this class. Items which do not include sewing as a major means of reconstruction are not eligible for this class. See publication.

L-799B Upcycle It! Non-clothing option: accessories sewn from repurposed garments or household fabric goods and documentation folder. Such as: tote bag, hat, luggage, purse, etc. Documentation required, include: your name, your county, unit, class entered, a “before” photo of all repurposed items used; source of the fabric/garment; how the design was created; and any design drawings that were used in the creation. Items for the home do not fit this class. Place documentation in a folder or plastic sheet protector.

Senior Division for 4-Hers, age 14-18. Senior members may complete the projects in any order and may repeat a level more than one year.

Unit: Let’s be Casual- for ages 14-18. (See publication: http://4-h.ca.uky.edu/sites/4-h.ca.uky.edu/files/senior_unit_1_a_lets_be_casual.pdf)

L-800 Let’s Be Casual - Clothing Option: 1- or 2-piece complete outfit made from knit or woven fabric such as a dress, top and bottom, romper, simple pajamas, or robe.

L-801 Let’s be Casual - Non-Clothing Option: 2 coordinating fabric accessories from the following: apron, oven or BBQ mitt, wallet, garment bag, purse, backpack, or duffel bag.

Unit: Dress it Up- for ages 14-18. (See publication: https://4-h.ca.uky.edu/sites/4-h.ca.uky.edu/files/senior_unit_1_b_dress_it_up_0.pdf)

L-802 Dress It Up - 1 or 2 piece complete “dressy” outfit, such as a dress, suit, pantsuit, sport coat and slacks. Fabric choice may be woven, knit or a combination of the two.

Unit: Match it Up - for ages 14-18. See publication: https://4-h.ca.uky.edu/sites/4-h.ca.uky.edu/files/senior_unit_1_c_mathe_it_up.pdf)

L-803 Match It Up--Clothing Option: Choose at least one item from each group to make a complete 3 or 4 piece coordinated outfit:

- Shorts, pants, or skirt
- Top, blouse, shirt
- Vest, jacket, sweater

At least one piece is required to have regulation set in sleeves. Fabric choice may be woven, knit or a combination of the two. An accessory item may be included as the fourth piece.

L-804 Match It Up-Non-Clothing Option: 3 or 4 piece coordinating sport/luggage/travel or fashion accessories set. Ideas include but are not limited to, a wallet, purse, device carrier, backpack, duffel bag, gym bag or bag for bike or vehicle. Among the items chosen, the set must include the use of applied trim, pockets and at least one zipper.

Unit: Creative Expressions- for ages 14-18. (See publication: https://4-h.ca.uky.edu/sites/4-h.ca.uky.edu/files/senior_unit_1_d_creative_expressions.pdf)

L-805 Creative Expression-Clothing Option: Construct a complete outfit for one of the following activities:

- Holiday, theater, cosplay, or historic costume
- Uniform for medical profession, cheerleader, dancer, etc.
- Riding apparel

L-806 Creative Expression-Non-Clothing Option: Select one of the following and construct a:

- Fabric doll or animal with a wardrobe of two outfits
- Creative accessories such as; gauntlets, tote, hat, purse, etc.
- Machine appliquéd specialty flag or decorative banner (minimum size 24 inches x 24 inches)

Unit: Leisure Time- for ages 14-18 with advanced skills. (See publication: https://4-h.ca.uky.edu/sites/4-h.ca.uky.edu/files/senior_unit_2_a_leisure_time_1.pdf)

L-807 Leisure Time-Clothing Option: 2 or 3 piece complete outfit. Choose from the following:

- Athletic wear such as yoga, cycling wear, warm-up suit, bathing suit and cover-up, tennis wear, etc.



HAGER
FUNERAL HOME

Serving Brandenburg since 1885

633 Bland Street
Brandenburg, KY 40108
Tel: 1-270-422-2132
Fax: 1-270-422-2236
www.hagerfuneralhome.com



MIDWAY RENTS LLC

OPEN FOR BUSINESS!

Equipment Rental Available!

Skid Steers, Excavators, Trenchers, Tillers, Power Seeders & more!

Daily, Weekly, & Weekend Rates Available!

CALL NOW! 270-422-2992 5140 Highway 79 • Brandenburg, KY 40108

FILL UP WITH MIDWAY PETROLEUM FUEL & OIL



Midway Petroleum offers bulk fuel delivery options for farm & construction company fuel

Fuel tank lease and purchase options available. We deliver directly to your farm, business or construction site.

Whether you're running in to town, or need a fuel delivery straight to site we can help you with all your fuel and oil needs.

midway@keystops.com

4-H Club - Continued

- Pajamas and robe (must use specialty fabric such as terry cloth, flannel, fleece, nylon tricot)

- Raincoat and hat or rain suit

Unit: Formal Affair- for youth ages 14-18 with advanced skills. (See publication: https://4-h.ca.uky.edu/sites/4-h.ca.uky.edu/files/senior_unit_2_b_formal_affair_2.pdf)

L-808 Formal Affair-1 or 2 piece complete outfit, such as a prom dress, bridesmaid dress, or tuxedo. Fabric choice may be woven, knit or a combination of the two.

Unit: Up Cycle It!-for youth ages 14-18 with advanced sewing skills; See publication: https://4-h.ca.uky.edu/sites/4-h.ca.uky.edu/files/upcycle_project_jr_and_sr.pdf

L-809A Up Cycle It! Senior Clothing option-item sewn from repurposed garments or household fabric goods and documentation folder. Recycled fabric is to be the major component of the item. Documentation required, include: your name, your county, unit, class entered, a “before” photo of all repurposed items used; source of the fabric or garment; how the design was created; and any design drawings that were used in the creation. Place documentation in a folder or plastic sheet protector. “Deconstructed” t-shirts which do not include sewing as a major means of reconstruction are not eligible for this class. See publication.

L-809B Upcycle It! Senior Non-clothing option: accessories sewn from repurposed garments or household fabric goods and documentation folder. Such as; tote bag, hat, luggage, purse, etc. Items for the home do NOT fit this class. Documentation required, include: your name, your county, unit, class entered, a “before” photo of all repurposed items used; source of the fabric/garment; how the design was created; and any design drawings that were used in the creation. Place documentation in a folder or plastic sheet protector.

Unit: Outerwear-for youth ages 14-18

L-810 Outerwear: Construct an outerwear garment such as coat, jacket, cape, vest, parka, rainwear, etc. Must include zipper and/or button/buttonhole. Must include hood, collar or facing.

DIVISION 2 – 4-H NEEDLEWORK DEPARTMENT

1. Number of Entries Permitted:

a. Member may enter ONE class per category (categories are crochet, knitting,

tattooing, embroidery, and quilting) in the Needlework Division.

2. General Rules:

a. NOT a Cloverbud eligible project.

b. Item must meet the requirements for the class; otherwise, the entry may be disqualified.

c. Items entered must have been completed by the exhibitor within the current program year.

d. The decision of the judges is final.

3. Unique Rules or Instructions:

a. Items must be “handmade” by the 4-H member. Items knitted with a knitting machine or loom are not permitted.

4. Additional Documentation Required:

a. If the pattern/instructions are not from the Kentucky 4-H Needlework Notebook, a copy of the pattern must be submitted with the exhibit. Label the pattern with entrant’s name and attach to exhibit. Attach to item with a safety pin or binder clip.

CROCHET

L-813 Small Crochet Item(s) made of medium (4) weight yarn: Must include rows of single, half double and/or double crochet stitches, Such as: scarf, purse, belt, hat, pillow, two wash cloths (made from cotton yarn), or pair of slippers. The scarf must be at least 24” long.

L-814 Large Crochet Item(s) made of medium (4) weight yarn: Must include rows of single, half double and/or double crochet stitches. Such as: Afghan, shawl, or vest.

L-815 Crochet Item made entirely with novelty yarn: Novelty yarn is any yarn other than medium (4) worsted weight yarn. Do not use standard medium (4) weight yarn. Must include rows of single, half double, and/or double crochet stitches: Such as: scarf, purse, belt, hat, pillow, pair of slippers, Afghan, shawl, or vest. The scarf must be at least 24” long.

L-816 Crochet Item made using the Granny Square technique: May use any weight yarn; may use a single or multiple colors of yarn. Such as: purse, shawl, Afghan, or hat.

L-817 Crochet Item(s) made using intermediate skills/pattern crochet stitches: Such as: hat, belt, scarf, pair of mittens, pillow, sweater, vest, shawl or baby blanket,



4-H Club - Continued

doily (made from bedspread (0) weight thread) or set of 5 different ornaments (made from bedspread (0) weight thread using intermediate skills/stitches). Include one or more pattern stitches—shell, arch, diamond, bobble, snapdragon, popcorn, cross, puff, cluster, or seed/granite. Can include one or more colors. The scarf must be at least 24" long.

L-818 Crochet Item using intermediate skills for shaping and fitting multiple pieces together: Items must include increase and decrease. Such as stuffed toys or pair of slippers.

L-819 Item or pair of items using advanced crochet skills: include one or more of the following advanced skills: beadwork, filet crochet creating plaids, geometric designs, or checks; making novelty crochet articles.

L-820 Item or pair of items using advanced crochet skills to create your own design: Original designs must include a copy of directions, notes and diagrams used to create the item(s). Suggested items include multi-colored hat, purse, collar (made with bedspread-weight cotton thread), sweater, jacket, Afghan or coat.

HAND EMBROIDERY Category

All embroidery projects are to be a "finished" item (for example: the stitchery is framed or made into an item such as a pillow, wall hanging, potholder, eyeglass holder, etc.) The stitchery can be created on a purchased item, such as a pillowcase, clothing, tote bag, purse, bib, or dishtowel. Items may be made from purchased kits that meet the individual project guidelines.

The sizes mentioned in the classes below (such as 5" X 7") relate to the amount of stitching, not the size of the fabric, frame, or finished item.

One type of embroidery stitch:

L-821 Red work: Embroidery item made with a single color of floss such as "Red work," using red floss. Must use the stem stitch and have an embroidered area equivalent to 3 x 3 inches or larger.

L-822 Stamped Cross Stitch: Cross stitched design stamped (printed/drawn) on plain woven fabric and have an embroidered area equivalent to 3 x 3 inches or 2" x 16" border or larger.

Multiple Types of Embroidery Stitches:

L-823 Stamped Embroidery: Embroidery design printed/drawn on plain woven fabric or felt. Must include three or more of the following different stitches (stem/outline, lazy daisy, running, straight, French knot, satin, blanket, chain, or back

stitch). May use more than one color of floss. Must have an embroidered area equivalent to 3 x 3 inches or larger.

L-824 Free Embroidery: Embroidery design used to embellish a base fabric without the design being drawn on the fabric. Must include three or more of the following different stitches (stem/outline, lazy daisy, running, straight, French knot, satin, blanket, chain, or back stitch). May use more than one color of floss. Must have an embroidered area equivalent to 3 x 3 inches or larger. Embroidery may embellish design lines on the item.

Charted embroidery using Large Cross or Snowflake stitches:

L-825 Cross Stitch on Gingham: Embroider area equivalent to 5 x 7 inches or larger.

L-826 Counted Cross Stitch on 11 Count Aida Cloth: Must have an embroidered area equivalent to 5 x 7 inches or larger.

L-827 Chicken Scratch on gingham: Chicken Scratch (also known as Snowflake embroidery) on gingham fabric. Must have an embroidered area equivalent to 5 x 7 inches or larger.

Punch Needle

L-828: Punch Needle: Embroidered area equivalent to 6 x 6 inches or larger.

Charted Embroidery Using Specialty Cloth:

L-830 Counted cross stitch on 14 Count Aida Cloth: Must have an embroidered area equivalent to 5 x 7 inches or larger.

L-831 Counted Cross Stitch using Waste Canvas: Must have an embroidered area equivalent to 5 x 7 inches or larger.

L-832 Huck Embroidery: Huck embroidery on huck towel/toweling creating a minimum 2-inch wide border design or created on even-weave fabric such as Aida cloth. Embroidered area equivalent to 3 x 3 inches or larger. Such as bookmark, mug rug.

L-833 Swedish Weaving: Swedish weaving on monk's cloth creating a minimum of 6-inch-wide border design.

Embroidery Using Advanced Skills:

L-834 Ribbon Embroidery Using Silk Ribbon for 5 or More Embroidery Stitches: Design may also include use of embroidery floss in addition to the silk ribbon.



MEDLEY'S
HVAC & PLUMBING
270-422-4281

1737 Fred Fackler Rd., Brandenburg, KY 40108
270-422-4281



PRODIGY CONSTRUCTION

Build Smarter

OUR PROJECTS

Are you looking for a quality commercial construction custom-design at an affordable price? Look no further: Prodigy Construction Corporation Inc. in Louisville, Kentucky would be delighted to help you bring your dream to life.

WHAT WE OFFER

Prodigy Construction is built on a foundation of service and lasting relationships with our clients. This Loyalty is earned and not expected as we yield to the various needs of the client that strengthens our long term partnership with them.

 DESIGN BUILD
  QUALITY
  SELF PERFORMANCE
  SAFETY
  GENERAL CONTRACTING

EXPERIENCE AND CREATIVITY

Louisville KY
502-618-1816

4-H Club - Continued

L-835 Counted Cross Stitch on 18 or 22 Count Even Weave or Aida Cloth: Must have an embroidered area equivalent to 5 x 7 inches or larger.

L-836 Needlework of any kind not included in any other category: Purchased embroidery kit or original design on fabric accepted. Embroidered area equivalent to 5 x 5 inches or larger. Such as needlepoint, crewel work, Candlewicking, etc.

KNITTING

The objective is for youth to learn the skills involved in hand knitting with needles. Therefore, items made on a knitting loom or knitting machine are NOT to be entered and will not be judged.

L-837 Small/simple knitted item(s): Items such as a hat, small pillow, purse, scarf, belt, or two wash cloths (no larger than 10" x 10"). Use medium (4) worsted weight yarn. Wash cloths should be made from worsted weight 100% cotton yarn. Items are limited to those that include garter stitch, stockinette stitch, and/or ribbing stitch.

L-838 Knitted Item Created using Self-Striping or Variegated Yarn(s): Use some yarn other than single color medium (4) worsted weight yarn. Such as a purse, scarf, hat, leg warmers, fingerless mittens, etc.

L-839 Larger/simple knitted item(s): Items such as a pair of mittens; pair of slippers, shawl; or lap/baby blanket. May use yarn other than worsted weight yarn. Multiple colors and at least one pattern stitch may be used in addition to garter stitch, stockinette stitch, and/or ribbing stitch.

L-840 Knitted project focused on Shape-Garment of Fashion Accessory: Exhibit one item or a pair of items using pick up stitches, and/or knitting in the round. Item must include increase and/or decrease. May use yarns other than medium (4) worsted weight yarn. May include simple color changes (stripes or duplicate stitch). Ideas such as: gloves, hat, mittens, socks, skirt, sweater, or vest.

L-841 Knitted project focused on Shape-Stuffed Toy: Exhibit one item using pick up stitches, and/or knitting in the round. Item must include increase or decrease. May use yarns other than medium (4) worsted weight yarn. May include simple color changes (stripes or duplicate stitch).

L-843 Knitted project focused on Color Design: Exhibit one item or a pair of items using charted designs or design your own. Chartist designs may include color changes such as Fair Isle, Intarsia, and/or Mosaic knitting. All entries must include a copy of directions, notes, and any diagrams used to create the item. Ideas such as: throw pillow, Afghan (minimum size 45-x 60-inches), shawl, holiday stocking, purse, pair of socks, sweater, etc.

L-844 Knitted project focused on Textural Design: Exhibit one item or pair of items using charted designs or design your own. Chartist designs must include multiple pattern stitches such as Aran Isle knitting or lace knitting. Knitting with beads is also acceptable. All entries must include a copy of directions, notes, and any diagrams used to create the item. Ideas such as: throw pillow, Afghan (minimum size 45-x 60-inches), shawl, holiday stocking, purse, pair of socks, sweater.

QUILTING

All projects are to follow these guidelines/requirements:

1. *Quilt must contain 3 layers: top (hand or machine stitched,) batting, backing.*
2. *If edge finish is not described in the class description the following are accepted options:*

- *Stitched and turned- Backing is placed right sides together with top, stitched and turned. The opening is sewn closed. No binding needed.*
- *Self-Binding-Backing is brought to the front, folded, and stitched to the quilt.*
- *Applied binding- Separate binding applied with mitered corners.*
- *Decorative stitched edge- optional for Class #851, #856 and #858 only.*

3. *Quilting – minimum 4" apart, unless otherwise indicated in class description using the following methods:*

- *Hand tack*
- *Hand quilt*
- *Use domestic sewing machine quilt*
- *No long arm or hooped embroidery quilting accepted*

4. *Size is listed by class with measurements of perimeter (total outer edge measurement.) Ex. 120" = 30" square or 25" x 35" rectangle – or any other combination of 120". Can be smaller or larger as noted in class information.*
5. *Hanging sleeve or tabs are optional except in #846.*

L-845 Strip/String Quilt: Use strips of varying widths to make 4-blocks, sewn together for the top. Stitched and turned or self-binding suggested. Perimeter not to exceed 132". Quilting lines can be up to 8" apart. Suitable for beginners.

L-846 Wall Hanging: Begin with a square or rectangle piece of focus fabric or printed panel. Add at least 2 borders to the center block/panel. Add fabric loops

for hanging. Finish with stitch and turn. Quilting can be stitch-in-the-ditch or echo quilting. Perimeter not to exceed 132". Suitable for beginners. Hanging sleeve or tabs are required.

L-847 Four Patch Runner: Hand or machine piece 3 four patch blocks. Each four-patch must include at least two 6-inch square patchwork units made with square and/or rectangle pieces (ex. four patch, rail fence.) No triangle pieces. The finished quilt should measure 12" x 36". Stitch and turn or self-binding suggested. Suitable for advanced beginner.

L-848 Quilt-As-You-Go Quilt: Create a quilt using any quilt-as-you-go method. Add rows to the edge so that face fabric, batting and backing are attached to the previous piece. There is no additional quilting needed. Applied binding with mitered corners. Perimeter should not exceed 144". Suitable for the advanced beginner

L-849 Small Patchwork Quilt: Sew four 12" square blocks or nine 9" square blocks with sashing and/or borders. Triangle pieces and/or machine applique' are required. Hand or machine quilt. Applied binding with mitered corners. Finished quilt not to exceed 36" x 36".

L-850 Dimensional Pieces, Miniature Scale or Landscape Design Quilt: Create a quilt using dimensional pieces, miniature scale, or landscape design techniques. May include fused fabric, dimensional additions, hand or machine applique, free motion quilting and/or decorative edge finish. Finished quilt not to exceed a maximum of 100 inches perimeter.

L-851 Squares or Strips Precut: Sew a top using squares and/or strips. Pre-cuts acceptable. Applied binding with mitered corners. Perimeter not to exceed 200 inches.

L-852 Appliqué: Pillow with appliqué: Hand applique design on a minimum of 4 blocks. Applique can be raw edge or turned edge. Sashing and border required. Quilting required. Perimeter not to exceed 120 inches. Applied binding with mitered corners.

L-853 Foundation Paper Pieced Quilt: Use foundation paper piecing techniques for the quilt top. Applied binding with mitered corners. Perimeter maximum 200".

L-854 English Paper Piecing: One-inch hexagons (7 total) sewn together by English Paper Piecing method to create 2 individual coasters using the stitched and turned method. The finished size is approximately 5" diameter. Optional: hexagon motif can be appliqued onto a larger fabric piece and be finished with batting and backing. Self-binding or attached binding is acceptable. Small amount of quilting is acceptable.

L-855 Non-traditional Fabrics Quilt: Sew a pieced top using non-traditional materials such as t-shirts, ties, bandanas, or denim. T-shirts must have interfacing and sashing separating each block. Cotton fabric or fleece may be used for backing. Quilting must be done by the 4-H'er and be appropriate for the design. Perimeter must be larger than 200".

L-856 Original Design Quilt: Quilt top created by the 4-H'er. Must submit original design with the quilt and an explanation of the techniques used in the quilt. Quilting must be done by the 4-H'er and be appropriate for the design. Applied binding with mitered corners or decorative edge finish appropriate for the design. Perimeter minimum 144".

L-857 Crazy Quilt Patchwork: Blocks constructed of irregularly shaped fabric pieces (can be specialty fabrics) embellished with a combination of ribbon work, specialty thread, embroidery stitches, and/or beadwork creating a finished crazy quilt design. The design can be created by hand or machine. Border is optional. Hand tacking is suggested quilting method. Applied binding with mitered corners or decorative edge finish accepted. Minimum perimeter size 48" but not to exceed perimeter of 160".

DIVISION 3 – 4-H LEADERSHIP

1. Exhibits MUST correspond to:
 - a. Any project or activity from the Leadership (4-H Step Up to Leadership and Unlock Your Leadership Potential) and/or Communications project books.
 - b. Only pages relevant to project are needed. Additional pages are allowed but will not be considered by the judges.
 - c. The 4-H ID card (4LO-11SO) should be securely attached to the outside lower right corner of the outside cover. Inside, clearly indicate the pages that are to be judged. If the pages to be judged are not clearly marked, then the last 2-4 pages of the book will be reviewed.
 - d. THIS IS NOT A GENERAL SCRAPBOOKING CATEGORY the scrapbook format is a method of recording the Leadership experiences of youth who participate in these project areas. State Fair projects that do not demonstrate a clearly

4-H Club - Continued

stated correspondence to a Leadership activity will not be considered for judging or will receive a white ribbon.

2. One exhibit per county per class. Exhibits that do not meet the established criteria will not be considered for judging.
3. An exhibitor is limited to one set of record pages in each division for a total of three (3) entries.
4. Exhibit must be in an 8 1/2" x 11" or 12" by 12" notebook or scrapbook format. Format will allow a Leadership or Communication Portfolio to be developed and kept over multiple years.
5. Counties are limited to one (1) entry in the Club Scrapbook division.
6. Refer to the class entry to determine the required number of pages.
7. Photos should clearly address the theme or activity corresponding to the selected leadership project. Each photo should be explained with a 2-3 sentence journaling caption. One or two paragraphs of narrative explaining the project or activity should be included on the scrapbook pages. Clearly indicate pages to be judged. Additional pages beyond those required by the project will not be reviewed.
8. The Leadership Project should contain the following:
 - a) 2 or more photos on each page;
 - b) Each photo should be explained with captions (see #7)
 - c) 1-2 paragraphs of narrative (see #7) on one of the pages;
 - d) No additional pages of narrative are needed
9. Photos can be taken by the 4-H'er or another person. The pictures should clearly address the Leadership or Communication project that is selected. Pictures may be cropped as desired.
10. Pages will be scored on: the organization of project (easy to follow and relevant to a Leadership Project), neatness, narrative content, caption content, photo content, and overall effectiveness of the project.
11. A class champion will be selected for each individual class. A grand champion will be selected from the Leadership entries.
12. Entries that do not meet the established criteria may not be judged.

4-H LEADERSHIP PROJECT:

L-927 Junior Level - 2 pages based on an activity, program or project from the 4-H Leadership

Curriculum. (i.e., club, activity, project, event).

L-928 Senior Level - 4 pages based on an activity, program or project from the 4-H Leadership

Curriculum or program. (i.e., club, activity, project, event)

4-H SECRETARY SCRAPBOOK:

L-929 4-H Club Scrapbook – Using pictures and captions tell about your 4-H Clubs year focusing on leadership, communications and community service activities.

(No limit on page numbers)

DIVISION 4 - 4-H ARTS

1. See General Rules applying to all 4-H exhibitors and general rules applying to 4-H exhibits listed previously in this catalog.

All classes are from Portfolio Pathways (Section A) and Sketchbook Cross roads (Section B) 4-H Core Curriculum except for Trends and Heritage Arts. **Additional teaching resources can be found in 4-H Create Art Now (Univ. of Idaho), Exploring Fiber Arts (Illinois Extension) and Seeing Through Graphic Design (Ohio State Univ).**

2. Cloverbud: Any member aged 5-8 (at COUNTY LEVEL ONLY).

Junior: Any member aged 9-13.

Senior: Any member aged 14-19.

3. Seniors must submit an artist statement. **For the 2025 4-H Program Year, Juniors are ONLY required to submit an artist statement for Heritage Arts categories.** See the attached artist statement worksheet. This can be attached to the back of the item.

4. Exhibitor is limited to one entry per class.

5. All items must have been made since the last State Fair.

6. Project entry must meet all the requirements for the class; otherwise, entry will be disqualified.

7. Appropriate hangers for the project are hardware permanently attached to the project that can be displayed on metal grid work walls via a metal S hook, binder clip, or zip tie. NOTE: mat board and canvas can be displayed utilizing



PETS IN NEED SOCIETY

(PINS)

Helping Meade County Pets Since 2000

PINS has spayed **15,820** animals since 2000.

Nonprofit 501(c)(3)



2025 IMPACT

873 cats & dogs helped

\$72,568 invested in Meade County animals



SPAY & NEUTER SAVES LIVES!

Every year, hundreds of unwanted cats and dogs end up in shelters or struggling outdoors. Spay and neuter is the most effective way to reduce overpopulation and prevent suffering.

PINS PROGRAMS ARE LIMITED TO MEADE COUNTY ANIMALS AND RESIDENTS.



SHELTER PETS

Shelter cats & dogs adopted through Meade County Animal Shelter



FERAL CATS

Feral/community cats through our TNR program



LOW-INCOME PETS

Low-income household pets needing spay/neuter assistance



\$25 helps toward a spay/neuter surgery

Your donation directly helps save lives!



Thank you! ♥



www.PetsInNeedSociety.org



Follow us on Facebook!

Stop Overpopulation. Prevent Suffering. Save Lives.



4-H Club - Continued

binder clips. We will have binder clips available at check-in for you.

8. Some classes have specific size requirements, for all others, the maximum size is 30"x 30"

9. Frames with glass are not permitted.

10. Subject matter must be "family friendly" in context.

11. Small items, which are easily separated or destroyed, may be placed in small plastic bags.

SECTION A: Portfolio Pathways

Painting

L-727a Junior Acrylic: (pg.12) Using acrylic paint to create a painting.

L-727b Senior Acrylic: (pg.12) same as Junior.

L-728a Junior Watercolor: (pg.14) Using watercolors and a variety of techniques to complete a painting on watercolor paper.

L-728b Senior Watercolor: (pg. 14) same as Junior.

L-729a Junior Abstract: (pg.18) Using acrylic paints experiment with abstract designs to complete a painting.

L-729b Senior Abstract: (pg. 18) same as Junior

L-730a Junior Sand Painting: (pg.20) On sanded plywood or particle board. Explore painting with colored sand mixed with glue.

L-730b Senior Sand Painting: (pg.20) same as Junior.

L-731a Junior Self Portrait: (pg.22) Use a medium of your choice. Complete a self- portrait using any drawing or painting technique.

L-731b Senior Self Portrait: (pg. 22) same as Junior.

L-732a Junior Human Action: (pg.24) Using acrylic or watercolor paints, capture humans in action using vivid colors, lines, and texture when painting.

L-732b Senior Human Action: (pg.24) same as Junior.

L-733a Junior Oil Painting: (pg. 26) Using oils on canvas or canvas board. Experiment with different techniques of laying oil to canvas to create a finished painting.

L-733b Senior Oil Painting: (pg. 26) same as Junior.

L-734a Junior Oil Pastel: Using Oil pastels on canvas or canvas board, create a finished work of art.

L-734b Senior Oil Pastel: same as Junior.

Printing

L-736a Junior Blueprint Paper Print: (pg.40) On blueprint paper create a sun print; at least 5 ½ x 8 ½ in. using cyanotype or Light or sun sensitive paper.

L-736b Senior Blueprint Paper Print: same as Junior.

L-738a Junior Wax Resist Print: (pg.44) Create intricate designs for printing using a wax resist method.

L-738b Senior Wax Resist Print: same as Junior.

L-739a Junior Tire Stamp Print: (pg.46) Cut pieces of inner tube tire, glue them onto a wood block, and print using a stamp pad. Entry must include print and stamp.

L-739b Senior Tire Stamp Print: same as Junior.

L-740a Junior Linoleum Print: (pg.48) Create linoleum print using linoleum block on paper.

L-740b Senior Linoleum Print: same as Junior

Graphic Design

L-743a Junior 5 Color Design: (pg.62-63) Create (2) two 8"x 10" in. landscapes. 5 color

designs are identical except for (1) one color. Change (1) one color to create a second design. Use paint, paper or computer graphics program. Mount on a matt board.

L-743b Senior 5 Color Design: same as Junior

L-744a Junior Computer Drawing: (pg.70) Explore the use of computer tools and techniques to

doodle, draw and replicate images. Print out each design showing the use of various tools.

L-744b Senior Computer Drawing: same as Junior.

Section B: Sketchbook Crossroads

Drawing

L-745a Junior Black Pencil Drawing: (pg.12) Draw using a black pencil.

L-745b Senior Black Pencil Drawing: same as Junior

L-746a Junior Two Point Perspective: (pg. 16) on sketch paper, draw a two-point perspective that has a point at each end of a horizontal segment.

L-746b Senior Two Point Perspective: same as Junior.

L-747a Junior Circular Shape Object: (pg.18) Draw a circle then draw a subject of your choice inside the circle.

L-747b Senior Circular Shape Object: same as Junior.

L-748a Junior Colored Pencil: (pg.20) Draw with colored pencils.



Come experience *BeeHive Homes*, an assisted living care that is ideal for those who value their independence but require help with some activities of daily living.

To request more information call:

502-694-2956



4-H Club - Continued

L-748b Senior Colored Pencil: same as Junior.

L-749a Junior Pen and Ink: (pg.22) Sketch animals or other objects using pen and ink. No markers.

L-749b Senior Pen and Ink: same as Junior

L-750a Junior Hand Lettering: (pg. 24) on 8 ½ by 11 paper, rewrite a quote, poem or pledge using Calligraphy. Make sure to include the author on the piece.

L-750b Senior Hand Lettering: Same as Junior

L-751a Junior Cartooning: (pg.27) Cartooning is a simple process of making line drawings show sequential motion. Create your own cartoon character showing motion. Must create at least three blocks.

L-751b Senior Cartooning: same as Junior.

Fiber Arts

L-752a Junior Felted Wool Applique: (pg31) Felt wool to create a design. Applique design to a felted wool item.

L-752b Senior Felted Wool Applique: same as Junior.

L-753a Junior Cotton Linter Bowl: (pg. 34) Experiment with cotton linter using molds and shaping the linter to form bowls. Enhance the cotton with colored pencils, threads, floss and dried flowers to make a unique creation.

L-753b Senior Cotton Linter Bowl: same as Junior.

L-754a Junior Batik Fabric: (pg.37) Using natural fiber fabric. Create a unique fiber artwork using dyes and the wax resist method.

L-754b Senior Batik Fabric: same as Junior.

L-755a Junior Lap Loom Woven Item: (pg.40) Set up a lap Loom. Using several colors or types of yarn create a woven item of your choice.

L-755b Senior Lap Loom Woven Item: same as Junior

Sculpting

L-757a Junior Clay: (pg.55) Create an item from clay either self-hardening or firing required.

L-757b Senior Clay: same as Junior.

L-758a Junior Clay Bust: (pg.57) Sculpt a head with facial features out of clay.

L-758b Senior Clay Bust: same as Junior.

L-759a Junior Mask: (pg.61) Create a mask using clay emphasizing unique form and texture to portray feelings.

L-759b Senior Mask: same as Junior.

L-760a Senior Cardboard Sculpture: (pg. 65) Create a piece of textured relief sculpture using corrugated cardboard stacked and glued together. Sculpt with an Exacto Knife.

L-760b Senior Cardboard Sculpture; same as Junior

L-761a Junior Wire Sculpture: (pg.67) Using wire and other materials (nylon cloth, beads, etc.) to create a freestanding sculpture.

L-761b Senior Wire Sculpture: same as Junior.

L762a Junior Plaster of Paris Carving: (pg. 69) Using a Plaster of Paris block, carve a form.

L762b Senior Plaster of Paris Carving; same as Junior

Art Trends and Heritage Arts

This section will highlight the latest trends in art while honoring our heritage. Documentation of the Heritage Arts Classes in the artist statement is **REQUIRED** for both Junior and Senior Classes! **If required documentation is not attached the item will be disqualified.** You may enter two entries per year in this section.

Trends

L-763a Junior Art Trends – Mixed Media Canvas. Mixed media is defined employing more than one medium. Examples include decoupage and paint; pencil and watercolors; fabric, paint, and paper. Canvas size is open to artist.

L-763b Senior Art Trends - Mixed Media Canvas: Same as above.

L-763c Junior Basket Making - Natural materials, any size, shape, or design. Non-natural materials may be woven into the design.

L-763d Senior Basket Making - Natural materials, any size, shape, or design. Non-natural materials may be woven into the design.

L-763e Junior Jewelry – One piece of jewelry created by youth (Jewelry quality only). No kits or pony beads allowed.

L-763f Senior Jewelry – One set (at least two items) of jewelry created by youth (Jewelry quality only). No kits or pony beads allowed. No elastic material is used to string beads. Examples: earring(s) and necklace or bracelet and necklace, etc.

L-763g Junior Leather Craft - Item made from leather. May or may not be tooled. Kits allowed.

L-763h Senior Leather Craft - same as above. No kits allowed.

Heritage Arts

According to various sources, heritage can refer to practices or characteristics that are passed down through the years, from one generation to the next. Kentucky 4-H believes in celebrating one's heritage through recognition of art that may be representative of one's culture. Examples may include: baskets, brooms, wood carvings, metal art, mini barn quilts, etc.

L-764a Junior Heritage Arts

L-764b Senior Heritage Arts

Name: _____

County: _____

Class: _____

Title of Work: _____

Materials Used: _____

Explanation of where you got your inspirations or ideas from in creating this work. _____

Explanation of elements and principles of design that pertain to your work _____

What kind of message were you trying to communicate? _____

How does this represent you as an artist? _____

Heritage Crafts: Please tell the history of the piece including why and where it was first created. _____

DIVISION 5 - 4-H FOODS

Unique Rules or Instructions:

a. Cloverbud eligible project at COUNTY LEVEL ONLY.

b. Recipes: Entries are to be made using recipes specified in the class description. All recipes can be found in the 4-H Fair Recipe Book – Food in the *4-H Cooking 101-401 Series* or contact your county Extension agent for 4-H YD.

c. Curriculum for the 4-H Foods Divisions are the following: 4-H Cooking 101 – 401 Series and 4-H Cake Decorating.

d. Place the baked product on a disposable plate. Place the plate inside a re-closable zip-type bag to maintain freshness and prevent damage. (Exhibit will not be disqualified if the plate is not inside the bag).

e. Use of plastic film or aluminum foil to wrap products is discouraged but will not cause the product to be disqualified.

f. To prevent damage, wrapped cakes should be transported in a sturdy container such as a cardboard box. *Containers, pie pans, etc. will NOT be returned to the exhibitor.*

4-H Club - Continued

g. **Additional Documentation Requirement: Master Cake Decorating** requires an additional narrative on the original design.

Muffins

L-841 Three **Oatmeal Muffins**: Use recipe in *4-H Cooking 101*, p. 54.

L-842 Three **Cheese Muffins**: Use recipe in *4-H Cooking 201*, p. 49.

Biscuits

L-843 Three **Rolled Biscuits**: Use recipe in *4-H Cooking 201*, p. 50.

L-844 Three **Scones**: raisins may be substituted for dried cranberries. Use the recipe in the *4-H Fair Recipe Book--Food* at <http://4-h.ca.uky.edu/content/food-and-nutrition>.

Quick Breads

L-845 Three **Cornmeal Muffins**: Use the recipe in the *4-H Fair Recipe Book--Food* at <http://4-h.ca.uky.edu/content/food-and-nutrition>.

L-846 Three pieces of **Coffee Cake with Topping**: Use recipe in *4-H Cooking 101*, p. 59. Nuts are optional.

Cookies

L-847 Three **Chewy Granola Bars** (gluten-free): Use recipe in *4-H Cooking 101*, p. 35.

L-848 Three **Brownies**: Use recipe in *4-H Cooking 101*, p. 67. Nuts are optional.

L-849 Three **Snickerdoodle Cookies**: Use the recipe in the *4-H Cooking 201*, p. 88

Cakes

L-850 Half of one 8" or 9" layer **Rich Chocolate Cake** (no icing): Use recipe in *4-H Cooking 301*, p. 116.

L-851 Half of one 8" or 9" layer **Carrot or Zucchini Cake** (no icing): Use recipe in *4-H Cooking 301*, p. 119. May use carrots or zucchini.

L-852 ¼ of a **Basic Chiffon Cake**: Use recipe in *4-H Cooking 401*, p. 118. Do not use variations.

Pies

L-853 One whole **Double Crust Apple Pie**: Use recipes in *4-H Cooking 401*, p. 105 and 97 or in the *4-H Fair Recipe Book—Food* at <http://4-h.ca.uky.edu/content/food-and-nutrition>. Leave pie in the disposable pie pan and place all in a zip-type plastic bag. May use spice variation if desired.

Yeast Breads

L-854 Three **Cinnamon Twists** (no icing): Use recipe in *4-H Cooking 301*, p. 42 & 44.

L-855 Three **Soft Pretzels**: Use recipe in *4-H Cooking 301*, p. 48. Use any one topping listed.

L-856 One loaf **Oatmeal Bread**: Use recipe in *4-H Cooking 401*, p. 25.

Bread Made in a Bread Machine

L-857 One loaf **Honey Whole Wheat Bread** made in a bread machine: Use the recipe in the

4-H Fair Recipe Book--Food at <http://4-h.ca.uky.edu/content/food-and-nutrition>.

May be a 1-pound,

1 ½-pound, or 2-pound loaf.

Candy

L-858 Three pieces **Classic Chocolate Fudge** (size: about one inch square): Use recipe in *4-H Cooking 401*, p.89. Nuts are optional.

Adapted Food

L-859 Adapted Recipe and supporting documents. Using a recipe from another 4-H Food Exhibit Class youth adapt the recipe to meet a dietary restriction. Entry will consist of the food item, the original recipe, and an explanation of the adaptation that includes 1) what the adaptation is, 2) How this meets a dietary need, 3) the new recipe.

Cake Decorating

Reference curriculum:

4-H Cake Decorating (March 2001) University of Wyoming. 4-H (42500).

L-860 Level 1- Beginning Cake Decorating

a. Single layer cake

b. Single-layer cake in a specialty pan

c. Single-layer cake cut into a shape

Exhibiting the following decorating skills: Cake border, side decoration, leaves, and star-tip flowers using only buttercream frosting.

L-861 Level 2 – Intermediate Cake Decorating

a. Two-layer cake

Exhibit the following decorating skills: (a) borders that include one of the follow-



SPARKS
COMMERCIAL TIRE INC
Since 1986

- 24 Hour Service
- OTR
- Industrial solids
- Foam Fill
- Truck
- Farm

Jay Harman

Vice President of Operations

160 Moremen Rd

Brandenburg, KY 40108

office: 765-653-6989

cell: 765-721-2266

fax: 765-653-3524

24 Hrs: 800-528-5738

email: jayharman@sparkstire.com

4-H Club - Continued

ing: scroll drop flower, dot and heart, or shell or ruffle. (b) must include one type of leaf pattern such as a of plan leaf ruffled leaf holly or violet leaf, and (c) one flat surface flower and one nail head flower. May use buttercream or royal icing.

L-862 Level 3 – Advanced Cake Decorating

- a. Cakes consisting of a minimum of two layers each
- b. Two tiers of layered cakes

Exhibit the following decorating skills: (a) borders that include one of the following: ribbon swag, flower and vine, basketweave, bow trimmed strings, (b) Nail head flowers only. May use buttercream, royal, or fondant icing.

L-863 Level 4 – Master Cake Decorating

- a. Cakes consisting of a minimum of two layers each
- b. Three tiers or more of layered cakes

A cake of original design. Must include skills learned in levels 1, 2, and 3. Must include a brief written description of your cake that includes the goals, plan, accomplishment, and self-evaluation of the completed project. Any additional technique can be used in the custom design.

DIVISION 6 - 4-H FOOD PRESERVATION

Unique Rules or Instructions:

- a. NOT a Cloverbud eligible project.
- b. Recipes: Entries are to be made using recipes found in the 4-H Fair Recipe Book—Food Preservation at <http://4-h.ca.uky.edu/content/food-and-nutrition>
- c. Canned entries must be prepared from raw produce.
- d. Re-canning of commercially processed foods is not permitted.
- e. Helpful Information for the following classes can be found on the National Center for Home Food Preservation website.
- f. Jars not processed by the correct method will not be judged. Open kettle processing is not acceptable for any product.
- g. Jars must be clear, clean STANDARD jars specifically designed for home canning. If mayonnaise or similar non-standard jars are used, the product will not be judged.
- h. Two-piece screw bands and lids specifically designed for home canning should be left on containers.
- i. A member may enter one class in the Food Preservation division.

Labeling:

- a. All entries: Will have 2 labels. Attach both securely to the outside of the container.
 - i. Identification card (4LO-11SO): The State Fair Entry system will generate this label.
 - ii. Preserved food label: Can be picked up at Extension office prior to fair entry day. Fill out the label completely.

L-861fp Dried Apples: Dry apples according to the instructions in the *4-H Fair Recipe Book—Food Preservation* at <http://4-h.ca.uky.edu/content/food-and-nutrition>. Place 12 pieces of dried fruit in a container which is an example of a container suitable for long term storage of dried fruit. Label package with kind of fruit and date processed. Size of the container is not being judged. Publication HE 3-501 may be helpful: <http://www2.ca.uky.edu/agc/pubs/FCS3/FCS3501/FCS3501.pdf>

L-862fp Salsa: (pint jar or smaller) canned using a boiling water canner. Use the recipe in the *4-H Fair Recipe Book—Food Preservation* at <http://4-h.ca.uky.edu/content/food-and-nutrition>. The USDA recommended headspace for salsa is ½ inch. Canning label must be completed by member and affixed to the jar. Publications Home Canning Salsa (FCS3-581) at <http://www2.ca.uky.edu/agc/pubs/FCS3/FCS3581/FCS3581.pdf>, Home Canning Tomatoes and Tomato Products (FCS3-580) at <http://www2.ca.uky.edu/agc/pubs/FCS3/FCS3580/FCS3580.pdf> and USDA Complete Guide to Home Canning: http://nchfp.uga.edu/publications/publications_usda.html may be helpful.

L-863fp Dill Pickles: (pint jar or smaller), canned using a boiling water canner: Use the recipe in the *4-H Fair Recipe Book—Food Preservation* at <http://4-h.ca.uky.edu/content/food-and-nutrition>. The USDA recommended headspace for pickles: ½ inch. Canning label must be completed by member and affixed to the jar. Publications Home Canning Pickled and Fermented Foods (FCS3-582) at <http://www2.ca.uky.edu/agc/pubs/FCS3/FCS3582/FCS3582.pdf> and USDA Complete Guide to Home Canning: http://nchfp.uga.edu/publications/publications_usda.html may be helpful

L-864fp Strawberry Jam: (half pint or smaller jar), canned using a boiling water canner. Use the recipe in the *4-H Fair Recipe Book—Food Preservation* at

<http://4-h.ca.uky.edu/content/food-and-nutrition>. The USDA recommended headspace for jam is ¼ inch. Canning label must be completed by member and affixed to the jar. Write the type of fruit used on the canning label. Publications FCS3-579 at <http://www2.ca.uky.edu/agc/pubs/FCS3/FCS3579/FCS3579.pdf> and USDA Complete Guide to Home Canning: http://nchfp.uga.edu/publications/publications_usda.html may be helpful. Refrigerator and freezer jams are not appropriate for this class.

L-865fp v Green Beans: (One pint), canned using a pressure canner. Use the recipe in the *4-H Fair Recipe Book—Food Preservation* at <http://4-h.ca.uky.edu/content/food-and-nutrition>. Beans may be ‘raw packed’ or ‘hot packed’ but the packing method used must be indicated on the label. The USDA recommended headspace for green beans is 1 inch. Canning label must be completed by member and affixed to the jar. Publication FCS3-583 Home Canning Vegetables (<http://www2.ca.uky.edu/agc/pubs/FCS3/FCS3583/FCS3583.pdf>) and USDA Complete Guide to Home Canning: http://nchfp.uga.edu/publications/publications_usda.html may be helpful.

DIVISION 7 – 4-H HOME ENVIRONMENT

Additional Documentation Required:

- h. NOT a Cloverbud eligible project.
- i. The following classes require documentation: 894, 895 and 897-913. Read class description carefully.
- j. Write the member’s name, county, and class number on the front of the sheet, folder, or notebook of documentation. Attach documentation to item with a safety pin or binder clip.

Unit I EXHIBITS from *Exploring Your Home* project book

L-887 Color Collage (p. 10, activity 3): A collage of color created by the member to depict colors liked by the member. A collage is made up of a collection of objects (such as paper, fabric, wrapping paper, wallpaper, carpet, or other materials) artistically arranged and adhered to a mat board or foam core board.

L-888 Texture Collage (p. 10, see activities 1 & 2): A collection of textured items or rubbings of textured items artistically arranged and adhered to mat board or foam core board.

L-889 Transparent finish applied to small wood object (p.16): Apply a clear finish such as tung oil, penetrating seal or polyurethane which does not include stain to a small wood object such as a bowl, tray, board game or box. A transparent finish allows the wood grain to show through. Judging emphasis will be on how well the object is prepared for the finish and how well the finish has been applied, not the construction of the wood object. The wood object may be made by the member, made by someone else, purchased or found. Items that are stained or finished with paint do not fit in this class.

L-890 Simple cloth item for the home (Sewing machine may be used but is not required): Examples: decorative pillow, tablecloth, laundry bag, place mats; footstool with a seat made of woven fabric; fabric applied to an item such as a box, plate, or lampshade. Unacceptable: purses, tote bags, backpacks, duffle bags.

L-891 Wastebasket (pp. 10-12) decorated by member.

L-892 Crate Bookshelf (p.14) designed and created by member.

L-893 Bulletin board (If it is to be hung on a wall, it must be ready to hang with appropriate hardware attached).

Unit II EXHIBITS from *Living with Others* project book

L-894 Decorative item for the home & photo: decorative item created by the member as part of a 4-H Home Environment Project. Include a photo showing how the item fits into the home’s décor.

L-895 Simple wood item refinished by the 4-H member: Item should have straight lines with no elaborate carvings or turnings. (The idea is to learn how to apply a new finish such as paint, stain, varnish, polyurethane, etc. to a simple wooden furnishing that’s already in use.) Documentation is to include a “before” photo with explanation of how the item was refinished must be securely attached. Examples: refinished footstool, children’s furniture, small box, tray, picture frame, bookshelves, and plant stand.

L-896 Cloth item for the home created using a sewing machine: Examples: hemmed tablecloth or table runner, wall hanging, pillow, pillowcase, throw, embellished towels, shower curtain, chair cover, laundry bag, pet bed, valence, and curtains. Unacceptable: purses, tote bags, backpacks, duffle bags.

L-897 Invitation and thank you letter/note: Design an invitation and thank you letter/note for a sleepover, birthday party or other occasion of your choice. Cards/letters may be created with computer software or handwritten. Decorations on the cards/letters may be member’s original artwork, computer-generated art,

4-H Club - Continued

purchased or found decorative items. The message written on the card or letter is more important than the decorations. Write your name and county on the back of each card/letter and place each card/letter in a plastic sheet protector. (For the fair, it is best to use a fictitious address and contact information on the invitation or thank you). Envelopes are not required for exhibit.

Unit III EXHIBITS from *Where I Live* project book.

L-898 Accessory for the home created by the 4-H member: This exhibit is to be made up of two parts: 1) the accessory and 2) a sheet or folder of documentation. Documentation is to include: a sketch or photo to show how the accessory is used in the home and a description of how the design and colors fit in with the other furnishings and colors used in the home. Examples: stitchery or appliqué wall hanging, latch hook items, pillow with applied design (stitchery, appliqué, or other media), rug, picture in appropriate frame and ready to hang.

L-899 Individual place (table) setting: This exhibit is to be made up of two parts: 1) one individual place setting appropriate to a theme or event chosen by the 4-H member and 2) a color photo or diagram of the place setting showing how it should be arranged. Include plate, beverage container(s), placemat, and napkin. Additional decorative item(s) are optional. All items that make up the place setting are to fit on the surface of the placemat. Flatware (knife, fork, and spoon) **must** be included in the photo/diagram showing how all the items are arranged, but do NOT send flatware to the state fair. To ensure that all pieces get returned to the member, write the name and county of the exhibitor on tape and place it on every part of the table setting in a location hidden to the public when exhibited at the fair.

L-900 Piece of furniture refinished (stripped, sanded, and painted or stained/sealed) by the 4-H member: This exhibit is to be made up of two parts: 1) the furniture and 2) Documentation is to include a "before" photo with explanation of how the item was refinished must be securely attached. Examples: rocker, table, chair, or chest.

L-901 Old or discarded item made useful in a new way as a home accessory: This exhibit is to be made up of two parts: 1) the accessory and 2) a sheet or folder of documentation. Documentation is to include a "before" photo; an explanation of how the item was made useful again in a new way; materials used, cost and time involved in project. Examples: old silverware flattened and made into wind chimes; scrap wood pieces made into wall art; old lace doily attached to a pillow or framed; old toolbox cleaned up and made into a TV stand.

Unit IV EXHIBITS from *In My Home* project book

L-902 An accessory for the home, made with member's original or adapted design: This exhibit is to be made up of two parts: 1) the accessory and 2) a sheet or folder of documentation. Documentation is to include an explanation of how the item was created/adapted and a description of how and where item is used in the home. Examples: latch hooked rug or wall hanging; pillow with stitchery design; wall hanging of natural dyed yarns or drawing with mat and finished or refinished frame.

L-903 Heritage item refinished, restored, or made by the 4-H member: This exhibit is to be made up of two parts: 1) the item and 2) a sheet or folder of documentation. Documentation is to include information on the history or meaning of the item to the member, how the item was refinished, restored, or made by the member, and how it is used in the home. Examples include antique or collectible furniture, memory box, scrapbook that reflects family history/home/house/farm/land of several generations), quilt with heritage design, wall hanging showing family tree.

L-904 Purchased article selected by 4-H member to solve a home decorating problem: This exhibit is to be made up of two parts: 1) the purchased article and 2) a folder of documentation. Documentation is to include a description of the problem to be solved, alternatives considered in the solution of the problem, how the plan was carried out, resources used (time, money) and member's evaluation of the results (satisfaction with purchased article, how article is used in the home), and photos illustrating the before and after effect. Examples include wall decoration, lamp, vase, storage item, desk accessories, bedspread, rug, table linens, pillow, and draperies.

L-905 A cloth article made by the 4-H'er showing a major home improvement: This exhibit is to be made up of two parts: 1) the cloth article and 2) a folder of documentation. Documentation is to include a written description, "before" and "after" pictures /showing how cloth article is used in home, other colors used in room, time and costs involved, and care required. Examples: bedspread, quilt, window treatment and boxed bench pad. **Unacceptable: purses, tote bags, backpacks, duffel bags.**

Unit Advanced: Self-Directed Project—the intent of the following classes is to give members an opportunity to put everything they have learned in Units I-IV of the home environment projects into practice.



SHIRLEY'S WAY

"People Helping People"

640 ByPass Rd Brandenburg,
KY 40108

Visit

SHIRLEYSWAY.ORG

Or call

(502) 883-0014



POWERING YOU WHEN IT MATTERS MOST.



Meade County RECC

270-422-2162 or 270-756-5172

4-H Club - Continued

L-906 Furniture Experience: Furniture which has been refinished, reupholstered, recovered, recycled, reused or remodeled - Exhibit is to be made up of two pieces: 1) the piece of furniture and 2) a folder describing the original condition of the furniture (include a picture if possible), work required in completing project, time and cost involved, and how item is used in the home. **DO NOT INCLUDE NEWLY CONSTRUCTED FURNITURE.**

L-907 Design Experience: Create a plan for or complete a design experience. The exhibit is to be made up of two pieces: 1) a home furnishing item which is representative of the design experience (item may be made by the member or purchased) and 2) a folder or notebook describing the plan. Examples of project ideas: a plan for redecorating a room; creation of an accessory item using an original design of 4-H member; notebook with pictures and descriptions of architectural styles used in Kentucky homes.

L-908 Heritage Experience: Complete a heritage project. The exhibit is to be made up of two pieces: 1) an item representative of the heritage experience and 2) a folder or notebook describing the overall experience, the significance of the project to your family. Examples of project ideas: Restoration of a family heirloom (could include caning, reseating, etc.) including who it belonged to and the significance to the family; study of furniture styles including pictures and history; study of old buildings in the community including photos and descriptions of the architectural significance, period of history, uses of the buildings; create an item after learning a heritage or craft skill...especially from an older family member or friend and describe how skill was learned, how interest was stimulated and how you will use item and skill.

L-909 Major Home Improvement Experience: Complete a major home improvement project. The exhibit is to be made up of a notebook which describes the project, tells whether project was an individual project or a group or family project, describe the do-it-yourself skills learned time and cost involved. Include before, during, and after photographs, if possible. Examples: improve storage areas in the house or garage; paint the house; wallpaper and decorate a room; remodel the basement.

CHANGING SPACES:

L-910 Design Style Board: There are many styles of design that youth can be drawn to, some examples include but are not limited to: American Traditional, Shabby Chic, Industrial, Southwestern, and Arts and Crafts. Youth will identify one of the styles they are particularly drawn to and create a style board that represents that style. This can include fabrics, magazines and online photos, furniture, lighting, and room photos. As well as other representative artifacts that represent the style. Minimum size 8 ½ x 11 inches. Maximum size 11 x 17 inches on mat or foam board. Make sure the name of the style youth is trying to portray is visible on the display.

L-911 House Floor Plan: This exhibit is to be made up of two parts: 1) mounted house plan and 2) folder of the documentation described below. Include bedroom(s), bath(s), living space, kitchen, door(s) and window(s). Including a garage is optional. Minimum size 8 ½ x 11 inches. Maximum size 11 x 17 inches on mat or foam board. Documentation should include answers to these questions: 1. Did you look at other floor plans for inspiration? 2. What type of roof does your house have? 3. Did you consider how a family member who is disabled (for instance, a wheelchair user) might get around in your home?

L-912 Presentation Board: Color Scheme for One Room: This exhibit is to be made up of two parts: 1) a presentation board as described below and 2) a folder of the documentation described below. Create a presentation board which illustrates a color scheme for any room in the home. On mat board or foam board, mount color pictures or actual swatches of fabric, wall covering, paint, and flooring. (Color pictures may be downloaded and printed or cut from magazines to represent these items. The mounting board should be 15" or 16" X 20" inches. In the folder, describe the person who lives in the room and decisions required in selecting the color scheme.

DIVISION 8 – 4-H PHOTOGRAPHY

Specification for exhibits:

1. Cloverbud eligible project at COUNTY LEVEL ONLY.
2. All general photography classes are taken from 4-H Photography Core Curriculum (Focus on Photography, Controlling the Image and Mastering Photography). Then the classes are organized into the Kentucky Core Curriculum.

a. Each member may have one (1) entry per class in general photography and horticulture photography. General photography: 4-H'ers can enter 6 classes per

year.

b. Horticulture photography: a 4-H'er may enter any of the classes in addition to general photography.

c. All pictures must be taken since the last State Fair.

d. All classes (*including Horticulture*) WITH ONE PHOTOGRAPH MUST BE MOUNTED ON WHITE 10"x 16" MAT BOARD-available at the Extension office (no poster board or foam core board accepted). Single photographs are limited to up to a maximum size of 8"x 12". Pictures cannot be framed or matted with colored mat board.

e. All classes (*including Horticulture*) WITH MULTIPLE PHOTOGRAPHS (More than 1 photograph) MUST BE MOUNTED ON WHITE 16" x 20" MAT BOARD (no poster board or foam core board accepted). Pictures cannot be framed or matted with colored mat board.

f. Each picture must be mounted securely. Rubber cement or dry mounting tissue is recommended. Do not use photo mounting corners.

g. Entries must use current identification tag securely mounted to front of the mat board in the *Lower right corner*. Note: Identification tag should NOT cover photo or hang over the edge of the board.

h. Photos (except horticulture classes) must include the following description. The description must be typed on white paper or label and placed on the back of the matboard. The description must include the following:

i. Class

ii. Subject

iii. Location

iv. Equipment Used (Specific Camera, if a Point and Shoot Camera, cell phone photograph, or DSLR); If using Point and Shoot or DSLR camera, please list specific Lens, Tripod, Trigger Release, Lighting, etc.)

v. Skill Applied from 4-H Photography Curriculum [specific page from curricula guide should be listed]

i. Absolutely nothing on front of mat board except photographs, labels (if required) and ID tag. Any other required materials are to be mounted on the back.

j. If an entry does not fit class descriptions, it will be given a participation award.

2. Appropriate hangers for project work are any hardware permanently attached to the project that can be displayed on a metal grid work walls via metal S hook, binder clip, or zip tie. NOTE: mat board and canvas can be displayed utilizing binder clips.

3. Project entry must meet all requirements for the class; otherwise, the entry will be disqualified.

4. Photography will be judged on, but not limited to: technical, impact, composition, creativity, presentation, and the ability of the picture to tell a story.

NATURAL RESOURCES

L-764a Forest – Photograph showing Forest (large area dominated by trees) and/or Forestry Activities

L-764b Water – Photograph showing still or moving natural water system or water activity.

L-764c Wildlife – Photograph showing unrestrained and live wildlife in natural habitat; Domestic animals are not permitted.

L-764d Natural Scenic – Photograph showing natural scene (manmade object not as subject of photograph)

L-764e Native Plants – 1-5 Photograph(s) of Kentucky Native Flora in natural area (not garden), a plant that occurs naturally in the place where it evolved.

L-764f Insect – Photograph of insect(s) unrestrained and live in natural habitat.

AGRICULTURE

L-765a Livestock – Photograph uses livestock as the main subject.

L-765b Crops – Photograph uses crops as the main focus.

L-765c Life Cycle – 1-5 photograph(s) clearly showing at least one phase of life cycle (birth, growth, death)

L-765d Agriculture Scenic – Landscape photograph with agriculture as the focus.

L-765e Farm Equipment/Implement – Photograph with agriculture equipment/implement as main subject.

L-765f Companion Animal – one photograph with a companion animal as the

4-H Club - Continued

subject.

LEADERSHIP

L-766a Formal/Candid Portrait – Photograph that shows a person as the main subject. (A formal portrait is not a snapshot but a carefully arranged pose under effective lighting conditions and a candid photograph is a photograph captured without creating a posed appearance)

L-766b Urban Scenic – Landscape Photograph showing an urban setting as the main subject.

L-766c Event – 1-5 Photograph(s) that are focused on a community event.

L-766d Service – Photograph that displays service learning (community service) as the main subject.

L-766e 4-H Event – 1-5 Photograph(s) that cover a 4-H event you attended.

L-766f National/International – 1-5 Photograph(s) that focus on a National or International experience.

FCS

L-767a Family – Portrait or Candid Photograph of family members of event

L-767b Food Preparation – 1-5 Photograph(s) showing meal or single food item preparation.

L-767c Culture – Photograph showing unique perspective of local or global culture.

L-767d Fashion Portrait – Portrait Photograph with modeled fashion as the primary subject

L-767e Patterns/Design – Photograph Showing natural or Manmade Pattern/Design

L-767f Residential – 1-5 Photograph(s) showing residence or residential area from inside and outside.

SET

L-768a Mechanics – 1-5 Photograph(s) showing the applied concept of force and energy.

L-768b Architecture – Photograph showing the produce of planning, designing, and constructing buildings or any other structure.

L-768c Energy – Showing the creation or expulsion of energy.

L-768d Movement – 1-5 Photograph(s) of object showing movement (manmade)

L-768e Construction – 1-5 Photograph(s) showing the steps of construction for any built structure.

L-768f Machinery/Equipment – Photograph showing machinery or equipment used in construction, engineering, or repair.

HEALTH

L-769a Physical Activity – Photograph that shows physical activity as the main subject.

L-769b Competitive Sports – Photograph that shows a sport as the main subject.

L-769c Healthy Lifestyle – Photograph that expresses healthy lifestyles as the main subject.

L-769d Healthy Foods – 1-5 Photograph(s) focused on healthy food or meal choices.

L-769e Careers in Health – 1-5 Photograph(s) that focus on careers in the health and service fields as the focus (ex. Fire, Law, medicine, emergency, education)

L-769f Dealing with Stress – Photograph that illustrates a hobby or interest that helps an individual reduce stress.

COMMUNICATIONS/EXPRESSIVE ARTS

L-770a Music – Photograph showing music (written or performed)

L-770b Instrument/Art Utensils – Still life photograph using musical instruments or art equipment as primary subject.

L-770c Cultural Arts Event – 1-5 Photograph(s) showing attended cultural arts event (Art Show, Musical Performance, etc.)

L-770d Arts Creation 1-5 Photograph(s) with the design, construction, and/or creation of art as the primary subject.

L-770e Created Art in Your Community – 1-5 Photograph(s) showing local art in your community.

L-770f Word(s) – Single word spelled out using built or natural environment or words within the community with personal significance or meaning.

HORTICULTURAL PHOTOGRAPHY EXHIBITIONS

Horticulture is the science, art, technology, and business concerned with intensively cultivated plants that are used by people for food, for medicinal purposes, and for aesthetic gratification.

Horticulture is divided into two categories:

The cultivation of plants for food (pomology and olericulture):

1. Pomology deals with fruit and nut crops (not included in photography classes)

2. Olericulture deals with herbaceous plants for the kitchen, including, for example, carrots (edible root), asparagus (edible stem), lettuce (edible leaf), cauliflower (edible flower), tomatoes (edible fruit), and peas (edible seed), (included in photography classes)

Plants for ornament (floriculture and landscape horticulture).

1. Floriculture deals with the production of flowers and ornamental plants; generally, cut flowers, pot plants, and greenery, (included in photography classes)

2. Landscape horticulture is a broad category that includes plants for the landscape, including lawn turf, but particularly nursery crops such as shrubs, trees, and climbers, (not included in photography classes)

For the purposes of the Kentucky 4- Horticulture Photography Contest, only photographs representing the areas of Olericulture and Floriculture will be accepted.

HORTICULTURAL PHOTOGRAPHY CLASSES

L-771 Single black and white. Horticultural subject or activity. (Maximum size: 8" x 12")

L-772 Single color. Horticultural subject or activity. (Maximum size: 8" x 12")

L-773 Sequence of 4 photographs. B&W or Color representing a horticultural event or activity that tells a visual story, chronologically, without the use of words.

L-774 Horticulture collection (B&W or color), consisting of 6 photographs.

DIVISION 9 - 4-H GEOLOGY

1. NOT a Cloverbud eligible project.

2. Should have an acrylic type cover (such as Plexiglas) that can be easily removed for judging.

3. Ideally, display boxes: should be no less than 14 inches and no more than 17 inches vertically and no less than 16 inches and no more than 24 inches horizontally to fit into state fair display cases. The depth of the display boxes should be no more than 4 inches. Hinges and locks must be flush and mounted on sides or top of boxes so boxes will sit level. *Note: Cardboard or plastic boxes can be used but will not be eligible to receive Grand or Reserve Champion.*

4. Ideally, each exhibit must be secured with a lock. Attach a key to the box with your name and county firmly attached to the key. Key will be returned to 4-H Agent. Keep another key in case the state fair key is misplaced. (Note: if a cardboard or plastic box is used and the 4-Her is unable to attach a lock, the exhibitor enters the collection at their own risk-meaning the state fair and Kentucky 4-H Program are not responsible for stolen or lost items or specimens).

5. If fabric is used, use fabric glue to adhere the entire piece of fabric to box. Suggested fabrics are felt or velveteen.

6. Rocks, minerals, and fossils should be firmly attached to the box, and should be numbered to correspond with the number on the Geology Identification Labels. See Rule 10 for label information.

7. Boxes will be displayed on their side, not flat. Therefore, larger specimens must be attached near the lower portion of the box.

8. Rock, Mineral and Fossil Identification Labels are available from the Extension Office or KY Geological Survey (KGS) website <http://uky.edu/KGS/education/4H.htm>. These are the only labels acceptable.

9. Specimens that are polished may lose points.

10. Exhibits may not be eligible for class champion if:

a. Box does not fit in the size stated in rule 3.

b. Box contains too few or too many specimens.

c. Box does not have a Plexiglas cover that can be opened.

d. Labels not correctly filled out.

e. Specimen is mounted jewelry.

f. The specimen is not clearly numbered on the label (the judge is unable to determine which specimen goes with which label).

g. Specimens are not arranged in numerical order.

h. Duplicate specimens are used to reach minimum number. However, varieties of the same rock or mineral are acceptable if the specimen is identified by a different name (i.e., quartz, smoky quartz, amethyst, agate, chert, flint or calcite, Iceland spar, aragonite, travertine). Also, acceptable if the duplicate specimen has an adjective in front of the specimen (i.e., calcite, red calcite, or limestone, fossiliferous limestone, oolitic limestone). If each entry in that class has duplicate named specimens, then each entry may qualify for class champion but will not be eligible for grand champion.

11. Only one entry per 4-H member permitted in Geology.

4-H Club - Continued

For each of the classes, specimens may consist of rocks, minerals, and or fossils. There is a separate label for rocks, minerals, and or fossils (three different labels). Label and label instructions are available at the Kentucky Geological Survey website at <http://www.uky.edu/KGS/education/4H.htm>.

- L-715 First year geology - consisting of 15 different specimens.
- L-716 Second year Geology - consisting of 25 different specimens (up to 12 may be from previous project year) (no more than 2 boxes)
- L-717 Third Year Geology - consisting of 35 different specimens (up to 17 may be from previous project year) (no more than 2 boxes)
- L-718 Fourth Year Geology - consisting of 50 different specimens (up to 25 may be from previous project year) (no more than 2 boxes)
- L-719 Special collection for fifth year or more members - creative, advanced display of member's choosing which depicts a geological process, theme, story, or manufacturing process. Posters, notebooks and written narratives may be included.

DIVISION 10 - 4-H FORESTRY

1. NOT a Cloverbud eligible project.
 2. Exhibitors are not to exceed the number of specimens listed for each class.
- If an exhibitor exceeds these numbers, the entry will be judged for blue, red and white ribbons, but will not be considered for top awards. If exhibit contains less than the correct number, it will be disqualified.

FIRST YEAR

L-703 Leaf Collection - Collection of 10 leaves representing 10 forest trees found in Kentucky. Mounting instructions in the forestry book, "4-H Forestry Project Unit I - Introducing Yourself to Trees" (4DF-01PA or most recent version) Activity #1 are to be followed.

L-704 Leaf Print Collection - Collect and print 10 leaves representing 10 forest trees found in Kentucky. Instructions in the forestry book, "4-H Forestry Project Unit I - Introducing Yourself to Trees" (4DF-01PA or most recent version) Activity #3 are to be followed.

SECOND YEAR

L-705 Leaf Collection-2nd year - Collection of 20 leaves representing 20 forest trees and found in Kentucky. Mounting instructions in the forestry book, "4-H Forestry Project Unit I-Introducing Yourself to Trees" (4DF-01PA or most recent

version) Activity #1 are to be followed.

L-706 Leaf Print Collection-2nd - Collect and print 20 leaves representing 20 forest trees native to Kentucky. Instructions in the forestry book, "4-H Forestry Project Unit I -Introducing Yourself to Trees" (4DF-01PA or most recent version)

L-707 Educational Exhibit - Forest Products

Develop a creative educational exhibit on a forest product produced in Kentucky. The product may be a traditional wood product (such as flooring or bourbon barrels) on a non-timber forest product (such as maple syrup, shitake mushrooms, etc.) The exhibit may utilize any visual technique. The total exhibit is not to exceed dimensions of 2' x 2', or four (4) square feet.

THIRD YEAR AND OVER

L-708 Educational Exhibit - Forest Health (Invasive Tree Insect or Invasive Tree Disease)

Develop a creative educational exhibit on a current invasive tree insect or invasive tree disease impacting Kentucky's forest trees. The exhibit may utilize any visual technique. The total is not to exceed dimensions of 3' x 3', or nine (9) square feet.

LEAF COLLECTION 3RD YEAR

L-709 Collection of 30 leaves representing 30 forest trees native to Kentucky. Mounting instructions in, "4-H Forestry Project Unit 1 - Introducing Yourself to Trees" (4DF-01PA or most recent version) Activity #1 are to be followed.

L-710 Leaf Print Collection 3rd Year - Collect and print 30 forest trees native to Kentucky. Instructions in the forestry book, "4-H Forestry Project Unit 1 - Introducing Yourself to Trees" (4DF-01PA or most recent version) Activity #2 are to be followed.

L-711 Leaf Collection - 4th Year

Collection of 40 leaves representing 40 forest trees native to Kentucky. Mounting Instructions in the "4-H Forestry Project Unit I - Introducing Yourself to Trees" (4DF-01PA or most recent version) Activity #1 are to be followed.

L-712 Leaf Print Collection - 4th Year

Collect and print 40 leaves representing 40 trees native to Kentucky. Instructions in the forest book, "4-H Forestry Project Unit 1 - Introducing Yourself to Trees" (4DF-01PA or most recent version) Activity #2 are to be followed.

L-713 Leaf Collection 5th Year



EXPERIENCE THE **CLEANWAVES** DIFFERENCE.

3

CONVENIENT LOCATIONS TO SERVE YOU!



EXPRESS SERVICE



QUALITY CLEAN



CUSTOMER FOCUSED

1 ELIZABETHTOWN, KENTUCKY



ADDRESS:
101 Menards Way
Elizabethtown, Kentucky 42701

PHONE:
270-982-1415

2 LOUISVILLE, KENTUCKY



ADDRESS:
12945 Shelbyville road
Louisville Ky 40243

PHONE:
502-398-5203

3 BRANDENBURG, KENTUCKY



ADDRESS:
1150 ByPass Rd
Brandenburg, KY 40108

PHONE:
270-422-7768

UNLIMITED WASH CLUBS
STARTING AT A LOW MONTHLY PRICE!



EASY TO JOIN,
EVEN EASIER TO CANCEL!

cleanwavesexpress.com

4-H Club - Continued

Collection of 50 leaves representing 50 forest trees native to Kentucky. Mounting Instructions in the "4-H Forestry Project Unit 1 – Introducing Yourself to Trees" (4DF-01PA or most recent version) Activity #1 are to be followed.

L 714 Leaf Print Collection 5th Year

Collect and print 50 leaves representing 50 trees native to Kentucky. Instructions in the forest book, "4-H Forestry Project Unit 1 – Introducing Yourself to Trees" (4DF-01PA or most recent version) Activity #2 are to be followed.

DIVISION 11 - 4-H HORTICULTURE & PLANT SCIENCE

1. Cloverbud eligible project at COUNTY LEVEL ONLY.
2. A class of exhibits representing the horticulture and plant science projects will be included in the Kentucky State Fair. Entries will be limited to one project per class from each county. Examples of acceptable exhibits are listed below. Plants, photographs, or other visual aids are necessary for most projects. The class will be governed by the following:

- Exhibits will be judged on the quality of the primary (horticulture) project work.
- All plants exhibited MUST have been grown by the 4-H'ers for at least 6 months. Exceptions will be made with terrariums, dish gardens and annual and vegetable bucket gardens which may have been grown for a shorter period of time.
- Items improperly entered will be disqualified.
- Exhibits entered with pesticide residue will be disqualified and disposed of.
- Care will be provided for all plants. However, because of low light, air conditioning, etc., no guarantee can be made that the plants will be returned in its original condition. Plants are entered at the risk of the exhibitor.
- Vegetable entries should be fresh, with the label on top of exhibit. Do not stick toothpicks in produce.

Youth should NOT use garden soil in containers. Use well-drained, disease-free potting soil for all containers.

L-561 Environmental Awareness: Note: a one-page description of project must accompany entry item (type or printed neatly) to be eligible for entry. Examples include:

- Tree planting on city property, roadways, parks, etc.
- Home landscaping
- Composting

L-562 Production and Marketing: Examples include:

- Vegetable garden planted for home and/or market use.
- The planting, production, or management of fruit plantings.
- The planting, production, or management of trees, shrubs, greenhouse crops or garden perennials.

L-563 Experimental Horticulture: Note: a one-page description of project must accompany entry item (type or printed neatly) to be eligible for entry. Examples include:

- "Science Fair" type of exhibit involving experimental work with plants.
- Comparison of different varieties of vegetables or annual flowers.
- Comparison of mulching or other cultural practices.

L-564 Horticultural Project Exhibits: Note: a one-page description of project must accompany entry item (type or printed neatly) to be eligible for entry. Examples include:

- How to propagate plants.
- How to force spring bulbs.
- How to start seeds.
- How to graft cacti.
- How to dry herbs.

Plant Display: Youth should NOT use garden soil in containers. Use well-drained, disease-free potting media for containers.

L-565 Terrariums (container should be clear, enclosing the entire plant display, with or without a lid; all plants need to be actively growing).

L-566 Dish gardens (desert or tropical) (container should be shallow, with container not exceeding 6 inches tall from base).

L-567 Vegetable container gardens (grown in container - not dug out of the garden)

L-568 Annual container gardens - (non-vegetable)

L-569 House plants

L-570 Hanging baskets

L-571 Herb Container Garden

L-572 Window Box Display

L-573 Upcycle Container Garden (Previously used container recycled, example, wood pallet garden)

Garden and/or Orchard Displays

L-574 The exhibitor may exhibit as many different fruits and/or vegetables from their garden as desired. Any size or type (minimum of five types) of produce may be displayed in the 2'x3' area provided for each exhibit. The exhibit must be in a display container (box or basket) which can be easily moved. Vegetables will not be returned to the exhibitor. DO NOT use toothpicks. They will be judged as follows:

Quality of Produce	40%
Attractiveness of Container	30%
Uniformity and true-to type ness	10%
Number of different types	15%
Labeling	5%

4-H'ers may also exhibit plates of vegetables. A white paper plate for vegetables must be supplied by the exhibitor. These vegetables will not be returned to the exhibitor. Classes of vegetables will be limited to:

L-575 Tomato, cherry (5 per plate) Must be ripe (red or yellow color only)

L-576 Tomato, beef steak (5 per plate)

L-577 Tomato, heirloom (5 per plate)

L-578 Peppers, hot (5 per plate)

L-579 Peppers, bell (5 per plate)

L-580 Peppers, sweet (5 per plate)

L-581 Cucumbers, slicing (5 per plate)

L-582 Cucumbers, pickling (5 per plate)

L-583 Beans, snap or lima (12 per plate)

L-584 Corn, sweet (in the husk with silks) (5 ears per plate) – place in a plastic grocery bag – NOT in a zip top bag

L-585 Cantaloupe (1 whole)

L-586 Squash, summer (3 per plate)

L-587 Eggplant (3 per plate)

L-588 Potato (5 per plate)

The largest vegetable may not be the highest quality, nevertheless, it is unique. The largest entry in each of the following classes will receive a class champion ribbon.

L-589 Largest Tomato (by weight) must be ripe (red or yellow color only)

L-590 Largest Pumpkin (by weight)

L-591 Largest Watermelon (by weight)

DIVISION 12 - 4-H ELECTRIC

- NOT a Cloverbud eligible project.
- Exhibits must be made based on the appropriate units in the 4-HCCS Electric Excitement project books. Projects entered using Snap Circuits® kits will be disqualified.
- The exhibitor is limited to one entry per class.
- All exhibits requiring bulbs must be the correct size.
- Use of molded plug-ins is not prohibited but discouraged.
- Any electric project observed or judged to be unsafe or potentially harmful to the public or surrounds will be disqualified immediately and disabled for further use.
- Effective strain relief should be provided for all wire to terminal connections.

Knots, clamps, connectors, or staples are acceptable when used appropriately.
MAGIC OF ELECTRICITY (4HCCS BU-06848) (All exhibits must be DC powered).

L-645 Battery powered series and parallel circuits (Circuits must include both series and parallel, a simple switch and can be no more than 9 volts).

L-646 Homemade Galvanometer (Must be able to detect the presence of an electrical current)

L-647 Electromagnetic Circuits (Must be a working electromagnet with a simple switch and can be no more than 9 volts).

L-648 Simple homemade DC motor (Rotor must turn under its own power).

INVESTIGATING ELECTRICITY (4HCCS BU-06849) (all exhibits must be DC powered)

L-649 Battery powered series or parallel circuit (Circuit may be either series or parallel, must contain either a momentary and/or three-way switch, a circuit diagram with explanation and can be no more than 9 volts).

L-650 Original design soldered circuit project (Circuit must contain an on/off switch, a motion or tilt activated switch, a light and sound producing device and must be powered by 9 volts. All connections in the circuit must be soldered and a circuit diagram with explanation must be included).

4-H Club - Continued

WIRED FOR POWER (4HCCS BU-06850) (all exhibits must be AC powered and be able to

be safely connected and disconnected from a standard 120-volt duplex outlet).
L-651 Display of wire sizes and types with description and example of usage (display must contain at least 12 different examples)

L-652 Simple household or farm use circuit (Circuit must contain one single pole switch controlling one electrical load device. Circuit should be mounted on a sturdy mounting surface and free standing. Wiring should be done with Romex NM-B 12-gauge wire and clamped or stapled appropriately. A circuit diagram with explanation must be included)

L-653 Complex household or farm use circuit (Circuit must contain at least two three-way switches, and may also contain a four-way switch, controlling one electrical load device. The circuit must also contain a working duplex electrical outlet. Circuit should be mounted on a sturdy mounting surface and free standing. Wiring should be done with Romex NM-B 12-gauge wire and clamped or stapled appropriately. A circuit diagram with explanation must be included)

L-654 Table, desk, vanity or floor lamp, any purpose – original design only. (Pop Can Lamp kits will be disqualified).

ENTERING ELECTRONICS (4HCCS BU-06851) (exhibits may be either DC or AC powered. AC powered exhibits must be able to be safely connected and disconnected from a standard 120-volt duplex outlet).

L-655 Basic electronic circuits without solid-state components (from project book).

L-656 Basic electronic circuits with solid-state components (from kit).

L-657 Basic electronic circuits with solid-state components (original circuit design, must include circuit diagram and explanation).

GREEN ENERGY

L-658a Wind powered energy project (original design).

L-658b Solar powered energy project (original design).

L-658c Water powered energy project (original design).

DIVISION 13 - 4-H WOOD SCIENCE

1. NOT a Cloverbud eligible project.

2. An exhibitor may enter only one Wood Science class per year.

L-674 Level 1, **made from a kit.** Simple items which have pre-cut, and pre-drilled parts and youth demonstrate knowledge of assembly, selection, and use of fasteners (nails, screws and/or glue), sanding techniques, and appropriate finishes. (Examples could include but not limited to small bird house, non-hopper bird feeder, etc.) Item must demonstrate skill with fasteners, sanding, and appropriate finish (no puzzles).

L-675 Level 1, **NOT from a kit.** Simple constructed wood item showing knowledge of hand tools, wood selection, cutting, drilling, usage of fasteners (nails, screws and/or glue), sanding techniques, and appropriate finishes. (Examples could include but not limited to: napkin holder, letter holder, simple picture frame, wire wiggly, towel holder, serving tray, jewelry box, small flag holder, 4-H book ends, airplane, hurricane lamp, trivet (pot holder), etc.)

L-676 Level 2, **made from a kit.** More elaborate items which require proper cutting, drilling and youth demonstrate knowledge of selection and skill in use of fasteners (nails, screws and/or glue), sanding techniques, and appropriate finishes. (Examples could include but not limited to jewelry boxes, tool tray, large bird house, pine wood cars, etc.) Item must demonstrate skill with fasteners, sanding, and appropriate finish (no puzzles).

L-677 Level 2, **NOT from a kit.** More elaborate items that demonstrate mastered skills with hand tools, basic knowledge of power hand tools, fastening options, appropriate surface preparations, and finish applications. (Examples could include but not limited to puzzle, foot stool, revolving tie rack, 4-H key holder, cutting board, book rack, serving dish shelf, sawhorse, hopper type bird feeder, etc.)

L-678 Level 3, **NOT from a kit.** Items showing a more advanced knowledge of power tools, expertise in cutting, fitting, surface preparation, attention to fastening details, and finish application, (Examples could include but not limited to a multi-purpose box, corner shelf, bookshelf or laminated wood projects, garden bench, planting box, nail and toolbox, shop tool rack & shelf, etc.) Original designs are welcomed. This exhibit is to be made up of two parts: 1) the **item** and 2) a **folder containing photographic documentation** of the steps taken to complete this exhibit. If the exhibit does not include both the item and a folder containing photographic documentation, then the exhibit will be disqualified.

L-679 Level 4, **NO kits.** Exhibits with “furniture” quality finish, showing an understanding of all woodworking techniques learned in previous levels. Items

must show a mastery of joint construction and use of special woods, and finishes. (Examples could include but not limited to checker boardroom divider, coffee table, end table, chest of drawers, gun rack or cabinet, etc.) Original designs are welcomed. This exhibit is to be made up of two parts: 1) the **item** and 2) a **folder containing photographic documentation** of the steps taken to complete this exhibit. If the exhibit does not include both the item and a folder containing photographic documentation, then the exhibit will be disqualified.

L-680 Level 4, **NO kits.** Exhibits do not require a fine finish (painted finish allowable) because of practical use. Items demonstrate knowledge of all woodworking techniques learned in previous levels. Items must show a mastery of cutting, drilling, joint construction, use of special woods, and appropriate finishes. (Examples could include but not limited to porch swing, chaise lounge, picnic table, lawn chair, large planters, etc.) This exhibit is to be made up of two parts: 1) the **item** and 2) a **folder containing photographic documentation** of the steps taken to complete this exhibit. If the exhibit does not include both the item and a folder containing photographic documentation, then the exhibit will be disqualified.

DIVISION 14 - 4-H ENTOMOLOGY & HONEY

1. NOT a Cloverbud eligible project.

2. **An exhibitor may enter only one class in Entomology and no more than two entries in Honey (one extracted, one chunk).**

3. Specifications for pinned insect exhibits 687A, 688A, 689A, 690A, and 691A, and Insect Photography Exhibits: 687B, 688B, 689B, 690B, 691B

Pinned-Insect Exhibits:

1. Folding cardboard insect-collection boxes available through University of Kentucky (Martin-Gatton College of Agriculture, Food and Environment Department of Entomology) should be used. Homemade or purchased cardboard or wooden exhibit boxes may be used instead but must have protective lids that can be easily opened and that don't damage the specimens inside. They must be approximately 9 inches by 12 inches* (cardboard) or 18 inches x 24 inches (wooden) and approximately 3 ½ inches thick. All boxes should have Plexiglas or glass covers and boxes must be easily opened (for instance; if a screw is used to secure Plexiglas tops, use a thumbscrew fastener instead of a fastener that requires a tool). (*For cardboard boxes, any size with a footprint about the size of a standard sheet of printer paper or a little larger is acceptable).

2. Specimens are to be arranged so the box can be exhibited horizontally.

4-Hers may attach wires to the back of wooden boxes to help make them easier to display.

3. Identification labels available from your County Extension Office must be used, or custom labels may be printed if they conform exactly to the font, font size and font color of the official labels. Labels should be printed onto white cardstock. The exhibit identification card should be placed on the front of the box (each box). Instructions for pinning and labeling are included in your project literature.

4. One half of the specimens may be from previous year's collection or from anywhere in the United States; one half or more must be Kentucky insects collected since the last Kentucky State Fair. No insects that were originally collected from countries outside of the United States will be judged.

5. For the first through fifth year projects, a display collection catalog must be in an envelope attached to the back of the display box. Envelopes should be attached to permit their being opened easily to remove catalogue from them without moving the exhibit.

6. Most specimens in the display cases should be pinned, and the use of vials is discouraged. If vials are used, they may account for no more than 2% of a collection. Vials must be securely wired or pinned to the pinning bottoms.

7. The inclusion of non-insect specimens (spiders, e.g.) is encouraged, but because this is primarily an insect collection, and because non-insects do not preserve well on insect pins, points will be deducted if there are more than one specimen from each non-insect class.

8. Pinned entomology exhibits are judged on the following categories: Orders, Species, Common Names, Labels, Condition of Specimens, Overall Appearance, Life Cycle Representation, Catalog of Specimens. Check with county 4-H Agent for point distribution on score sheet.

9. Exhibits will be penalized if they do not:

a. Use insect pins for pinning insects.

b. Use the 4-H Entomology identification labels.

c. Use display boxes that are approximately 9 inches x 12 inches x 3 ½ inches

4-H Club - Continued

cardboard boxes or wooden boxes that are approximately 18 inches x 24 inches x 3 ½ inches.

- d. Fulfill the requirements of the particular exhibit under which it is entered.
 - e. Have the insects arranged so the box can be exhibited horizontally.
 - f. Have the display collection catalogue in an envelope attached to the back of the display box through fifth year projects.
10. No extra credit will be given for specimens exhibited beyond the numbers listed in the current project books.
11. 4-H'ers entering fifth year cannot use the same exhibit that has been judged in any previous State Fair.

Insect Photography Exhibits:

1. Images will be submitted on a USB memory device (such as a "thumb drive") with no other data except for the images and folders. The USB device must be identified externally with a tag or label, showing "4-Her's last name-County-Lot Number-Class Number-Entry Number". The single root folder will be labeled with the same information. Images will be contained inside this folder. Example folder name: Doe-Fayette-6026-687a-24531.
2. Each image will be .jpg format, 1920 x 1080 pixels. Vertical or horizontal black bars may be present to allow for cropped images.
3. Each image will have a filename that matches the following: "last-name-county-#.jpg" where "#" indicates the number of the image inside the folder. Example filename: Doe-Fayette-1.jpg.
4. Each image will include a 400 x 225 pixel (or larger if necessary) white notation box with important information about the photo. This notation field may be placed anywhere inside the image, including inside black bars (if present). Fonts may vary based on the 4-Her's software, but we recommend Ariel, 18 pt, black, non-bold. The notation field will include the following information, with one space between each line:
[4-Her's Name, County, Lot Number, Class Number]
[Date of original photograph]/[Location of original photograph. Location may be in the form of a street/city/zip code address or GPS coordinates.]
[Brand and type of camera or camera phone]

[Settings, including type of lens, relevant camera settings, and "flash" or "no flash"]

[Insect Order – Common Name]

5. First year entomology photography exhibits are judged on the following categories: Orders, Species, Common Names, Labels, Quality of Photograph. Check with county 4-H Agent for point distribution on score sheet.
6. Digital insect collections be penalized if they: Consist of images that were created by someone other than the 4-Her
 - a. Are not submitted and labeled according to guidelines.
7. No extra credit will be given for photographs submitted beyond the numbers listed in the current project books.

4-H Entomology Pinned and Photography Exhibits will be divided into the following classes:

L-687A First year project: up to four cardboard boxes approximately 9 inches x 12 inches, or up to two 19 inches x 24 inches wooden boxes, with minimum of 25 insects, maximum 50 insects, from at least four orders. Identification beyond order is not necessary. All specimens must have a date and locality label.

L-687B First year project: minimum of 25 insect photographs, maximum 50 photographs, from at least four orders. Identification beyond order is not necessary. All photographs must have notation field.

L-688A Second year project: up to five cardboard boxes approximately 9 inches x 12 inches, or up to two 18" x 24" wooden boxes, with minimum of eight orders and not less than 50 insects, nor more than 100 insects. Half of the insects should be identified with a common name.

L-688B Second year project: 50-100 photographs total, minimum of 8 orders, at least one-half identified with a common name. Specifications for exhibits are the same as for 687B except that no images from the first-year photography project may be reused for this project.

L-689A Third year project: up to six cardboard boxes approximately 9 inches x 12 inches, or two 18" x 24" wooden boxes, with a minimum of 10 orders and 100 insects, a maximum of 150 insects.

L-689B Third year project: 100-150 photographs total, minimum of 10 orders,



**DIRT
WORKS
UNLIMITED**

270-668-9182

**For residential,
commercial
and industrial
needs**

4-H Club - Continued

all identified with common names except immature stages. Photos of at least one arthropod egg, nymph, larva, and pupa—identified to order, no common name needed—should be included as a part of the 100-150 photos. Specifications for exhibits are the same as for 688B except:

- Each image will include a 400 X 300 pixel (or larger if necessary) white notation box with important information about the photo. This notation field may be placed anywhere inside the image, including inside black bars (if present). Fonts may vary based on the 4-Her's software, but we recommend Ariel, 18pt, black, non-bold, or larger. The notation field will include the following information, with one space between each line:

[4-Her's Name, County, Lot Number, Class Number]

[Date of original photograph]/[Location of original photograph. Location may be in the form of a

street/city/zip code address or GPS coordinates.]

[Brand and type of camera or camera phone]

[Settings, including type of lens, relevant camera settings, and "flash" or "no flash"]

[Insect Order – Common Name (if applicable)]

[Life stage identified for all non-adult arthropods]

- Third year entomology photography exhibits are judged on the following categories: Diversity, Inclusion of life stages, Identification, Labels, Quality of Photographs. Check with county 4-H Agent for point distribution on score sheet.

- Identification to order (or class for non-insect arthropods) is necessary for any eggs, nymphs, larvae, pupae, and adult insects in the project; common name identification is necessary for all adult arthropods in the project. - No images from previous insect photography projects may be reused for this project.

L-690a Fourth year project: up to eight cardboard boxes approximately 9 inches x 12 inches, or two 18 inches x 24 inches wooden boxes, with minimum of 12 orders and 150 insects, not maximum. An additional cardboard or wooden box with an example of insect damage, the stage of the insect causing the damage and any other stage of the insect that helps identify the problem. Include information in the display that tells how the insect is controlled. Life cycle of two insects may be displayed if desired.

L-690b Fourth year project (150 photographs minimum, no maximum, 12 orders minimum, all identified with common names except immature stages. Photos of at least one arthropod egg, nymph, larva, and pupa—identified to order, no common name needed—should be included as a part of the 150+ photos). Specifications for exhibits are otherwise the same as for 689B. No images from previous insect photography projects may be reused for this project.

L-690c Junior Level Entomology Video Project. 1–3-minute entomology video submitted to social media platform (YouTube), focusing on one insect or insect relative (including arachnids, centipedes, millipedes, and crustaceans) that lives in Kentucky. Specifications:

a. Video may be created on any video-editing platform and may include editing, cuts, text, special effects, filters, still images, music, and narration.

b. The final video will be uploaded by the 4-Her onto YouTube or TikTok, either to an account managed by local County Extension staff or to an account managed by the 4-Her. If the County Office is managing the account, they will provide a link to the video to blaken@uky.edu. If the 4-Her chooses to upload the video with privacy settings, the final video may be shared as a link to blaken@uky.edu (for YouTube videos) or direct messaged to [@kentucky_bugs](https://www.instagram.com/kentucky_bugs) (for TikTok videos) prior to St. Fair project submission deadlines.

c. The video should begin with an introduction from the 4-Her which includes the following information: First Name, County Name, Name of Project ("Junior Level Kentucky 4-H Entomology Video Project"), Common Name of Insect (or insect relative), Scientific Order Name of Insect (or insect relative).

d. The 4-Her may appear in the video if they elect to do so and if they have a H-328 photo consent form on file (<https://entomology.ca.uky.edu/file/photo-imageconsentformh328pdf>). The inclusion of 4-H logos (such as on a T-shirt, or on a County Extension sign) in the video is encouraged. Videos may be used by the University of Kentucky on websites or social media for education or entertainment purposes.

e. The video should focus on a single kind of native or non-native insect or insect relative that lives wild in Kentucky. The video does not have to focus on a single species but needs to be more specific than the Order level. For instance, a video on "wolf spiders" would be acceptable, but "spiders" would be too general for this project. Similarly, "lady beetles" would be an appropriate topic, but "beetles" is too general.

f. The video may cover any factual information about the creature including: habitat, feeding strategies, defense, range, life cycle, impacts to humans, conservation status. Additional content, (such as folklore, humor, or personal experiences with the creatures) may be included but should account for less than 50% of the content. Information may be delivered via narration (live or overdubbed), text/subtitles, or a combination.

g. Any media used in the video must be generated by the 4-Her. Images, video clips, music or sound clips from other creators should not be used, with the exception of background music licensed for use by individual social-media platforms.

L-691a Fifth year project (may be repeated for successive years of eligibility but must be a different exhibit. No exhibit that has been judged in any previous State Fair may be entered.) Any type of display that pertains to experiences beyond those of previous projects. Special collections of native and/or exotic butterflies, beetles to some other insect order; an in-depth study of one insect or small group of insects: a display of insect camouflage: a display of plastic embedded insects: a collection of insect larvae and nymphs are examples. Charts, photographs, models, or any other visual aids may be used. 4-H'ers are encouraged to write a short (1 or 2 paragraphs) statement developing the theme of their fifth-year display.

L-691b 4-Her may repeat the fourth-year project with all new photographs or submit a creative digital project that is different from the previous projects. Examples may include: a documentary on a beneficial or pest insect based on video footage and photos curated by the 4-Her; a webpage covering an aspect of entomology, featuring the 4-Hers digital photographs; a short online social media course that teaches viewers about some aspect of entomology. This project may be repeated for successive years of eligibility but must be a different exhibit each year (or a repeat of the 4th year project with new photos).

L-691c Senior Level Entomology Video Project. 1–3-minute entomology video submitted to social media platform (YouTube), focusing on one insect or insect relative (including arachnids, centipedes, millipedes, and crustaceans) that lives in Kentucky. Specifications: same as 690C except for Senior level.

HONEY

Honey will show better in oval, flat sided to square clear glass containers. 4-H'ers must use standard honey jars purchased from a bee supply vendor. Wide-mouth honey jars may be used. The jars and lids must be clean. Fill jars to the "fill line". The "fill line" is the continuous ring that circles the jar and not necessarily the threads that help hold the lid. Note that jars must be glass, with the exception being the cut comb honey.

Note: Two jars must be submitted for the following classes.

Display cases for capped honey may be made by 4-H'ers or bought from a store, but they must be bee-proof and have a removable top for the judge to check moisture. One frame per container.

Observation hives shall be secure from opening to the satisfaction of the Bees and Honey superintendent.

This shall include the top of the observation hive and all holes and openings. Openings should be secured by screws or locks. Observation hives may be picked up after the end of judging.

L-692 Two one-pound glass Queenline or Classic jars of white extracted honey.

L-693 Two one-pound glass Queenline or Classic jars of light amber extracted honey.

L-694 Two one-pound glass Queenline or Classic jars of amber extracted honey.

L-695 Two one-pound glass Queenline or Classic jars of dark amber extracted honey.

L-696 Two wide mouth pints or Classic jars of chunk honey, any color.

L-697 Any frame of capped honey suitable for comb honey (Light)

L-698 Any frame of capped honey suitable for comb honey (Amber)

L-699 Any frame of capped honey suitable for extraction (Light)

L-700 Any frame of capped honey suitable for extraction (Amber)

L-701 Best display of **one-frame** observation hive of honeybees consisting of worker bees, a properly marked queen, and brood.

DIVISION 15: Financial Education

Poster Submissions: All submissions must use 20" x 30" foam core board or cardboard, turned in a vertical direction.

1. Cloverbud eligible project at COUNTY LEVEL ONLY.

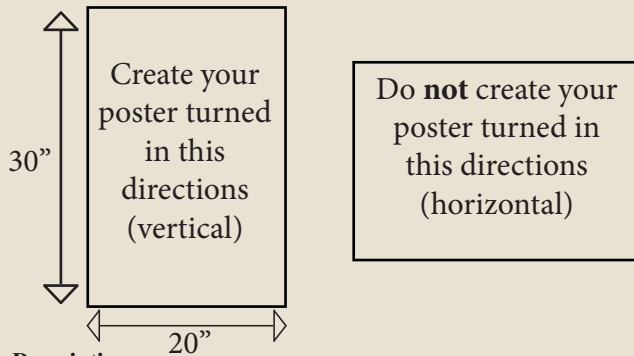
2. Number of Entries Permitted: A member may enter only one class in the Financial Education Division.

3. Unique Rules or Instructions:

4-H Club - Continued

- Create poster on 20" X 30" foam core board or sturdy cardboard (turned in a vertical direction).
- The use of pencil on the front of the poster is discouraged.
- Judging criteria will be based on theme, poster design (lettering, attractiveness, how well it conveys a message), and narrative.
- Information for the following classes can be found in the 4-H Consumer Savvy project manuals - *The Consumer in Me*, *Consumer Wise*, *Consumer Roadmap*, *Be the E: Entrepreneurship*, and *Financial Champions*.
- Posters that do not include the narrative or do not conform to the topics specified in the class description will not be judged.

4. **Additional Documentation Required:** Every class in this division requires a narrative.



Class Descriptions:

Level 1 *The Consumer in Me*

L- Poster on "Bargain Shopping" complete a cost comparison chart for one product you and your family use as outlined in the activities under "Bargain Shopping" on pp. 20-21. Use 20" X 30" foam core board or cardboard. Write a narrative telling how the decision-making process was used to reach your final choice; include answers to the questions in "Check This Out!" on p. 21. At the end of the narrative, list the sources of information used in researching the topic. Make a poster on "comparison shopping." Include name and county at top of narrative. The narrative can be handwritten or a computer printout; single or double spaced; on plain white or notebook paper - one to two pages, printed on front side only. Place the narrative in a plastic sleeve. Attach the sleeve to the back of the poster with tape or a binder clip.

L-915 Poster on "What is the Best Buy?" complete a cost comparison chart for two products in three different sizes as outlined in the activities on pp. 22-23. Use 20" X 30" foam core board or cardboard. Write a narrative telling how the decision-making process was used to reach your final choice; include answers to the question in "Check This Out!" on p. 23. At the end of the narrative, list the sources of information used in researching the topic. Make a poster on "checking prices". Include name and county at top of narrative. The narrative can be handwritten or a computer printout; single or double spaced; on plain white or notebook paper—one to two pages, printed on front side only. Place the narrative in a plastic sleeve. Attach the sleeve to the back of the poster with tape or a binder clip.

Level 2 *Consumer Wise*

L-916 Poster on "Media and the Marketplace" complete a commercial comparison as outlined in the activities on pp. 18-19. Use 20" X 30" foam core board or cardboard. Write a narrative of your answers to the questions in "Check This Out!" on p. 19 and tell what conclusions you were able to draw from the experience. At the end of the narrative, list the sources of information you used in researching your topic. Make a poster related to "advertising aimed at young people"—Include name and county at top of narrative. The narrative can be handwritten or a computer printout; single or double spaced; on plain white or notebook paper—one to two pages, printed on front side only. Place the narrative in a plastic sleeve. Attach the sleeve to the back of the poster with tape or a binder clip.

L-917 Poster on "Decision! Decisions! Decide!" complete the 6-Step Decision Making process on any item you wish to purchase as outlined in the activities on pp. 12-13. Use 20" X 30" foam core board or cardboard. Write a narrative of your answers to the questions in "Check This Out!" on p. 13 and tell what conclusions you were able to draw from the experience. At the end of the narrative, list the sources of information you used in researching your topic. Make a poster related to "the consumer decision-making process". Include name and county at top of narrative. The narrative can be handwritten or a computer printout; single or double

spaced; on plain white or notebook paper - one to two pages, printed on front side only. Place the narrative in a plastic sleeve. Attach the sleeve to the back of the poster with tape or a binder clip.

Level 3 *Consumer Roadmap*

L-918 Poster on "How to Write a Wrong" write a complaint letter as outlined in the activities on pp 22-23. Use 20" X 30" foam core board or cardboard. Write a narrative of your answers to the questions in "Check This Out!" on p. 23 and tell what conclusions you were able to draw from the experience. At the end of the narrative, list the sources of information you used in researching your topic. Make a poster related to "resolving a consumer complaint". Include name and county at top of narrative. The narrative can be handwritten or a computer printout; single or double spaced; on plain white or notebook paper - one to two pages, printed on front side only. Place the narrative in a plastic sleeve. Attach the sleeve to the back of the poster with tape or a binder clip.

L-919 Poster on "I Own a Car or Does It Own Me?" calculate and illustrate the costs of owning a car as outlined in the activities on pp. 28-31. Use 20" X 30" foam core board or cardboard. Write a narrative of your answers to the questions in "Check This Out!" on pp. 29-30 and tell what conclusions you were able to draw from the experience. At the end of the narrative, list the sources of information you used in researching your topic. Make a poster related to "consumer decision-making in buying a car." Include name and county at top of narrative. The narrative can be handwritten or a computer printout; single or double spaced; on plain white or notebook paper—one to two pages, printed on front side only. Place the narrative in a plastic sleeve. Attach the sleeve to the back of the poster with tape or a binder clip.

Entrepreneurship

L-920 Level 1: Be the E: Entrepreneurship – Love It. Create a poster that shows the different types of businesses in your community. Include a narrative about the different types of companies, and what businesses the community does not have. What type of business would be successful in the community? Include name and county at the top of the narrative. The narrative can be handwritten or a computer printout; single or double-spaced; on plain white or notebook paper—one to two pages, written/printed on the front side only. Place the narrative in a plastic sleeve. Attach the sleeve to the back of the poster with tape or a binder clip.

L-921 Level 2: Be the E: Entrepreneurship – Plan It. Create a poster that shows how you developed your business. Include a narrative that describes how your business was created. The narrative can be handwritten or a computer printout; single or double-spaced; on plain white or notebook paper—one to two pages, written/printed on the front side only. Include name and county at the top of the narrative. Place the narrative in a plastic sleeve. Attach the sleeve to the back of the poster with tape or a binder clip.

L-922 Level 3: Be the E: Entrepreneurship – Do It. Create a poster advertising your business. Include a narrative of how you have marketed your business and what success you have had from marketing. The narrative can be handwritten or a computer printout; single or double-spaced; on plain white or notebook paper—one to two pages, written/printed on the front side only. Include name and county at the top of the narrative. Place the narrative in a plastic sleeve. Attach the sleeve to the back of the poster with tape or a binder clip.

Financial Management

L-923 Money Fundamentals – Needs versus Wants. Create a poster that focuses on an item you currently do not own. The poster must convey to the audience is the item a need or want. Include a narrative on the item describing the item, whether you have decided the item is something that you need or want and why you made that decision. Include name and county at the top of the narrative. The narrative can be handwritten or a computer printout; single or double-spaced; on plain white or notebook paper—one to two pages, written/printed on the front side only. Place the narrative in a plastic sleeve. Attach the sleeve to the back of the poster with tape or a binder clip.

L-924 Money Fundamentals – Smart Financial Goals. Create a poster on how you have created SMART financial goals to attain a particular item. Include all parts of a SMART goal (specific, measurable, attainable, realistic and time). Include a narrative of your SMART goal if you have reached your goal and steps to reach those goals. Include name and county at the top of the narrative. The narrative can be handwritten or a computer printout; single or double-spaced; on plain white or notebook paper—one to two pages, written/printed on the front side only. Place the narrative in a plastic sleeve. Attach the sleeve to the back of the poster with

4-H Club - Continued

tape or a binder clip.

L-925 Money Fundamentals Poster on “How Much Does Real Life Cost?”

Identify and illustrate the true costs of living on your own as outlined in the activities on pp. 32-33. Write a narrative of your answers to the questions in “Check This Out:” on pp. 33 and tell what conclusions you were able to draw from the experience. At the end of the narrative, list the sources of information you used in researching your topic. Make a poster related to “the financial responsibilities of living on your own. Include name and county at the top of the narrative. The narrative can be handwritten or a computer printout; single or double-spaced; on plain white or notebook paper—one to two pages, written/printed on the front side only. Place the narrative in a plastic sleeve. Attach the sleeve to the back of the poster with tape or a binder clip.

DIVISION 16 - 4-H CROPS – Project entry must meet all the requirements for the class; otherwise, the entry will be disqualified.

1. NOT a Cloverbud eligible project.
2. See General Rules applying to all 4-H exhibitors and general rules applying to all exhibits other than livestock previously listed in this catalog. Project entry must meet all requirements for the class; otherwise, the entry will be disqualified.
3. Samples should not be chemically sprayed within 2 weeks of the sample being collected. Exhibits entered with chemical residue will be disqualified and disposed of.
4. Grain samples must be of good quality and free from foreign matters. The Superintendent has the authority to refuse any and all entries due to excess chaff, rodent pellets, mold, musty, foreign materials, or anything that makes it unsuitable for display. **Grain is to be brought in a clear glass pint-size jar with lid (such as a glass canning jar).** Grain and containers will be returned to the county. Identification tags and yield/variety information must be attached to the bag.
5. Hay: Bring ½ hay bale securely bound with cord or twine. **Place ½ hay bale in a large double strength garbage bag.** Tags must be attached to the bale and not the bags-Print id tags on cardstock with a hole punched in the corner and attached using rubber bands to the bale.

6. Legume hay shall consist of 85% if the class designed legume. Grass hay shall be 85% of the class-designed grass. Mixed hay should contain only one eligible grass and one eligible legume. The legume component shall be at least 30 percent alfalfa and not more than 70% legume. Eligible legumes are alfalfa, red clover, and ladino clover. Eligible grasses are timothy, Bermuda grass, orchard grass, tall fescue and rye grass.

7. The field corn and popcorn will be exhibited in trays provided by the State Fair. Variety and yield information must be included.

8. Hay will be returned to your county.

9. Roots of soybeans must be washed.

10. Exhibitor is limited to one entry per class. The exhibitor is not limited to number of classes entered.

CLASSES

LEGUME HAY:

L-600 Alfalfa hay, ½ bale (no full bales accepted) from the current year’s project crop, neatly tied and labeled.

L-601 Red clover hay, ½ bale (no full bales accepted) from the current year’s project crop, neatly tied and labeled.

GRASS HAY:

L-602 Timothy Hay, ½ bale (**no full bales accepted**) from this current year’s project crop, neatly tied and labeled. **Place hay in a double strength plastic bag.**

L-603 Other Grass Hay, ½ bale (**no full bales accepted**) from the current year’s project crop, neatly tied and labeled. **Place hay in a double strength plastic bag.**

MIXED HAY:

L-604 Mixed Hay, ½ bale (**no full bales accepted**) from the current year’s project crop, neatly tied and labeled.

YELLOW CORN:

L-605 Yellow-ear, from the previous year’s crop, 8 ears shucked, and labeled with variety and yield.

L-606 Yellow-ear, from the current year’s crop, 8 ears shucked, and labeled with variety and yield.

L-607 Yellow-shelled, from the previous year’s crop, 0.5 gallon in a container, and labeled to show variety and yield.



270-980-8555

— 24 HOUR SERVICE —

**New
Construction**

• **Plumbing
Service**

• **Drain
Cleaning**

• **Water
Heaters**

M640347

4-H Club - Continued

WHITE CORN:

L-608 White-ear, from the previous year's crop, 8 ears shucked, and labeled with variety and yield.

L-609 White-ear, from the current year's crop, 8 ears shucked, and labeled with variety and yield.

L-610 White-shelled, from the previous year's crop, 0.5 gallon in a container, and labeled to show variety and yield.

POPCORN:

L-611 White Popcorn-ear, from the previous year's crop, 8 ears shucked, and labeled with variety and yield.

L-612 Red Popcorn-ear, from the previous year's crop, 8 ears shucked, and labeled with variety and yield.

L-613 Yellow Popcorn-ear, from the previous year's crop, 8 ears shucked, and labeled with variety and yield.

FIELD SOYBEANS (Oil):

L-614 Soybeans from the current year's crop, three stalks tied together below leaves, with roots intact, but free of soil, and labeled to show variety.

L-615 Soybeans from the previous year's crop. 1-gallon zip lock bag, and labeled to show variety and yield.

GRAIN SORGHUM (Milo):

L-617 Grain Sorghum from the current year's crop, three stalks tied together below leaves, with roots intact, but free of soil, and labeled to show variety.

L-618 Grain Sorghum from the previous year's crop, 1-gallon zip lock bag, and labeled to show variety and yield.

SWEET SORGHUM

L-619 Sweet sorghum from the current year's crop, three stalks tied together below leaves, with roots intact, but free of soil, and labeled to show variety.

WHEAT (Soft, Red, Winter)

L-620 Wheat from the current year's crop, 0.5 gallon in a container, and labeled to show variety and yield.

L-621 Barley from the current year's crop, 0.5 gallon in a container, and labeled to show variety and yield.

DIVISION 17 - 4-H TOBACCO EXHIBITS

CAUTION: The 4-H tobacco exhibit rules and classes are determined by the state fair committee not the 4-H office; therefore, there could be changes to this category. This should be used only as a guide. The classes below are taken from the previous year's Kentucky State Fair catalog. The final decisions will not be made until June 2025 by the state fair board.

L-2101 Burley

L-2102 Dark Stripped

L-2103 Green Stick and Potted Burley

1. NOT a Cloverbud eligible project.
2. See General Rules applying to all 4-H Exhibitors and general rules applying to all exhibits other than livestock listed in the State Fair Catalog. Project entry must meet all the requirements for the class; otherwise, the entry will be disqualified.
3. There is no fee for entering 4-H tobacco.
4. Entries in 4-H tobacco must be made through the 4-H leader/agent.
5. It is the exhibitor's responsibility to make sure the entry online form is filled out correctly and tobacco is entered into the proper class by the August deadline.
6. All exhibits should be brought to the Tobacco Department in the West Hall. The department will be open for receiving 4-H tobacco on Monday (Exhibit Entry) before the state fair officially opens from 9:00 am to 2:00 pm.
7. 4-H tobacco will be released to the Department of Agriculture on Monday after the fair closes from 9:00 am to noon.
8. 4-H exhibitors are eligible to compete in only one division of the youth show (not 4-H AND FFA). However, they may compete in the Open Youth Class, provided they have separate entries for that class. Open class entries must be made by July 1 on open class (pink) entry forms.
9. Entries in 4-H tobacco are restricted to enrolled members of 4-H.
10. The Superintendent shall have the duty and authority to reject any entry that in his/her opinion is unworthy of entry.
11. Entries infected with insects or disease, or exhibiting severe damage, shall be discarded at the discretion of the Superintendent.
12. An exhibitor may enter in any one or all different classes. However,

one exhibitor is limited to ONE entry per class (Potted Plant, Green stick and Stripped Tobacco).

13. Each stick of green tobacco consists of 4 stalks per stick. The Superintendent and staff will NOT select a stalk to remove if 5 are included on the stick. It will be the duty of the agent/leader/exhibitor to select the stalk to remove.

14. All entries in the green stick classes should be wilted for a better presentation but must still be in GREEN STAGE. Green tobacco will be judged on uniformity, general appearance, and quality. The Superintendent has the right to disqualify any stick entered into the green stick category that has cured beyond the green stage.

15. All growing tobacco plants should be potted in a waterproof plastic bag and placed in an attractive container before arrival at the Fair. A five (5) gallon bucket is suggested.

16. Each exhibit of stripped Burley tobacco shall consist of two (2) hands, each hand shall be made of twenty (20) leaves or more. The first, second and third place entries in all stripped divisions will remain at the State Fair.

17. 4-H name tag for each exhibit of tobacco should be tied with string around the hands at entry.

18. 4-H will be awarded on the Danish system.

Entries shall be on an individual basis and must be produced by the exhibitor. Only one entry per individual is permitted and an entry shall consist of four grades: Flying, Lugs, Leaf and Tips. Each grade shall consist of two hands of 20 leaves each and samples entered in Classes 6 through 10 shall not be considered for this class.

TOBACCO DIVISIONS AND CLASSES

Burley Division – Stripped

All 4-H Burley should be entered as Division 2101

Class 5 – Flying

Class 6 – Lug

Class 7 – Leaf

Class 8 – Tip

Burley Division – Best Crop

All 4-H Burley should be entered as Division 2101

Class 15 – Best Crop, 4-H, 4 grades

Dark Tobacco

All 4-H Dark Tobacco should be entered as Division 2102

Entries shall be on an individual basis and must be produced by the exhibitor. One entry per individual is permitted.

Class 26 – 4-H Best Crop (2 hands – 20 leaves each grade). One entry per individual is permitted and entry shall consist of four grades: Wrappers, Heavy Brown Leaf, Dark Leaf and Thin Brown Leaf.

4-H Class Green Dark Tobacco (By Sticks)

Class 31 – Dark

Growing Dark Tobacco Plant

Class 33 – Best potted growing plant of Dark Tobacco, any type

4-H Class Green Tobacco (By Sticks)

Green Stick and Potted Burley Tobacco should be entered as Division 2103

Class 36 – Burley

4-H Class Green Tobacco (By Sticks)

Green Stick and Potted Burley Tobacco should be entered as Division 2103

Class 36 – Green Stick Burley

Class 39 – Best Potted Growing Plant of Burley Tobacco

All potted plants will become the property of the Kentucky State Fair and after judging will be used as decorations throughout the fair for promotion of the Tobacco Department.

DIVISION 18 – EDUCATIONAL 4-H COMPANION ANIMAL PROJECT POSTERS

Project entry must meet all the requirements for the class; otherwise, entry will be disqualified.

1. See General State Fair Rules applying to all 4-H Exhibitors and General Rules applying to 4-H Judging events. All participants must register electronically through the State Fair Department by the August deadline.

2. **Educational posters MUST relate to dogs or rabbits** and be completed since the last State Fair. Poster must be judged at the county level before entry at the State Fair. Only one entry per county is allowed (county winner must have received at least a blue ribbon at the county level before entry at the state fair

4-H Club - Continued

level).

3. Posters should encourage the participant's imagination in developing a slogan/theme that promotes a breed or project or educates the viewer about a dog or rabbit project related activity. Examples of topics include but are not limited to showing/grooming/caring for your animal, health, nutrition, breed characteristics, etc. Posters should be simple and focus on one message to tell the story of your poster theme. (See specific classes in #12)
4. Copyrighted characters such as Snoopy, Charlie Brown, or other cartoon characters cannot be used.
5. Resource information should be attached to the back of the poster (information may be in an envelope with your name, county and class). Reliable resource information should be used (please note that Wikipedia may not be a reliable source). The poster will lose points if resource information is not included on the back.
6. Participants may use a variety of media, however no 3-dimensional posters will be allowed and no text cut directly from a magazine will be allowed (such as a cut-out of a magazine article used for the poster).
7. Posters must be no smaller than 20 inches x 30 inches and no longer than 24 inches x 30 inches. Poster format should be portrait (vertical) no landscape. Posters must be made using one of the following: matt board or foam core board. No poster board is allowed. Posters submitted on poster board will be disqualified at entry.
8. An electronic label should be affixed to the lower right corner of the poster. Poster content should allow for display of the electronic label in the bottom right corner of poster, approximate size of a 3-inch x 5-inch card. On the back of the poster include youth name, county, class.
9. Posters will be judged on how well they present information and on their general appearance.
10. Class champion ribbons will be presented. All participants will receive ribbons and premiums.
11. There is no Cloverbud poster class.

12. Classes Include: Junior (age 9-13) Classes: 543A – General Dog Breed; 543C General Ra; 543D Rabbit Breed. Senior (age 14-19) Classes: 544A General Dog; 544B dog Breed; 544C General Rabbit; 544D Rabbit Breed

Ribbons: Blue: 100-75 points; Red: 74-50 points; White: 49 and below

DIVISION 19 - LIFE AND WORK READINESS

1. See General Rules applying to all 4-H exhibitors and general rules applying to all 4-H exhibits other than livestock.
2. Project entry must meet all the requirements for the class; otherwise, entry will be disqualified.
3. Appropriate hangers for project work is any hardware permanently attached to the project that can be displayed on a metal grid work walls via metal S hook, binder clip or zip tie.
4. Exhibits MUST correspond to:
 - a. Any project or activity from the Work Ready Life Skills Curriculum (Purdue Univ), Build Your Future (Michigan State) and Kentucky 4-H Resume, Cover Letter and Interview Lessons.
 - b. Only pages relevant to the project are needed. Additional pages are allowed but will not be considered by the judges.
 - c. The 4-H ID Card (4L)-11SO) should be securely attached to the outside lower right corner of the outside cover.
5. Exhibitors must be registered electronically through the State Fair Entry Department by the August deadline.
6. One exhibit per county per class. Exhibitors that do not meet the established criteria will not be considered for judging.
7. An exhibitor is limited to one set of record pages in each division for a total of three (3) entries.
8. Refer to the class entry to determine the required number of pages.
9. Pages will be scored on: see description under instructions.
10. Entries that do not meet the established criteria may not be judged.

Unique Rules or Instructions:

- a. For Junior Division: Create poster on 20" wide x 30" high foam core board or sturdy cardboard (turned in a vertical direction).
- b. The use of pencil on the front of the poster is discouraged.
- c. Judging criteria will be based on theme, poster design (lettering, attractive-

ness, how well it conveys a message) and narrative.

d. Information for the class can be found in Kentucky 4-H Life and Work Readiness resources.

e. Posters that do not include the narrative or do not conform to the topics specified in the class description will not be judged.

f. For Senior Division: Resume should be placed in a document protector.

g. The 4-Her should create the personal information section and not use their actual information. This is for safety reasons.

Classes

L-925 Senior Division (Grades 9-12):

Resume – one page resume using Microsoft Word. See the Kentucky 4-H Live and Work Readiness Resume Lesson.

L925A Junior Division (Grades 4-8):

In this project for grades 4-8, 4-Hers will interview someone in their community and create a poster showing the results of the interview. The person should work in a field the 4-Her is interested in pursuing. Topics to cover in the interview include:

- First name of interviewee
- Position title
- Responsibilities
- Experiences
- Education or training needed
- Why chosen (Spark)
- Challenges and successes in the position
- A one-page narrative describing the process should be attached to the back of the poster.

DIVISION 20 - 4-H CIVIC ENGAGEMENT/SERVICE LEARNING

1. See General Rules applying to all 4-H exhibitors and general rules applying to all 4-H exhibits other than livestock.

2. Project entry must meet all the requirements for the class; otherwise, entry will be disqualified.

3. Appropriate hangers for project work are any hardware permanently attached to the project that can be displayed on a metal grid work walls via metal S hook, binder clip or zip tie.

4. Exhibits MUST correspond to:

a. Any project or activity from the Public Adventures (National 4-H), Voices Service Learning (National 4-H) and KY 4-H Civic Engagement and Service.

b. Only pages relevant to the project are needed. Additional pages are allowed but will not be considered by the judges.

c. The 4-H ID card (4LO-11SO) should be securely attached to the outside lower right corner of the outside cover.

5. Exhibitors must be registered electronically through the State Fair Entry Department by the August deadline.

6. One exhibit per county per class. Exhibits that do not meet the established criteria will not be considered for judging.

7. An exhibitor is limited to one set of record pages in each division for a total of three (3) entries.

8. Refer to all the class entry to determine the required number of pages.

9. Pages will be scored on: see specific guidelines below.

10. Entries that do not meet the established criteria may not be judged. Unique Rules or Instructions:

a. Create poster on 20" wide x 30" high foam core board or sturdy cardboard (turned in a vertical direction).

b. The use of pencil on the front of the poster is discouraged.

c. Judging criteria will be based on theme, poster design (lettering, attractiveness, how well it conveys a message and narrative).

d. Information for the class can be found in Kentucky 4-H Civic Engagement and Service Curriculum.

e. Posters that do not include the narrative or do not conform to the topics specified in the class description will not be judged.

L-926 Junior Division Civic Engagement and Service

In this project for grades 4-8, 4-Hers will interview a Community Worker (Helper) and create a poster showing the results of the interview. Community workers are described as people who work in the community for its overall well-being. Examples of community workers/helpers are plumbers, carpenters, traffic police, doctors, teachers and safety personnel. Community workers work for the people residing in the community. The solve problems that we experience in daily life.

4-H Club - Continued

Poster to include:

- First name of worker
- Title
- Responsibilities
- Education/training
- Challenges and successes
- Why they want to help their community (Spark)
- A one-page narrative describing the process should be attached to the back of the poster.

L-926A Senior Division Civic Engagement and Service

In this project for grades 9-12, 4-Hers will create a poster showing the process of completing a service project from beginning to end. Service learning is a method through which 4-Hers learn and develop through active participation in thoughtfully organized service learning that is conducted in and meets the needs of the community, is coordinated with a community service program and with the community and helps foster civic responsibility.

Poster to include:

- The project to be completed
- Why there is a need
- What the most effective plan was
- The service that was done
- The results of the service project
- A one-page narrative describing the process should be attached to the back of the poster

DIVISION 6042 – KENTUCKY 4-H HEALTHY LIVING

1. See General Rules applying to all 4-H exhibitors and general rules applying to 4-H exhibits listed previously in this catalog.
2. All items must have been made since the last State Fair. All participants must be registered electronically by the August deadline. Posters must have been judged at the county level before State Fair submission and must have received a blue ribbon to qualify.
3. Each exhibit must be properly labeled. Place ID tag (4LO-11SO) in the most visible place on the exhibit, preferably on the lower right-hand corner.
4. Eligible topics and classes are derived from information contained in the approved 4-H curriculum:
 - a. Mental Health – Examples but not limited to Stress management, mindfulness, healthy coping, destigmatizing mental illness, emotional wellbeing.
 - i. GEM: Get Experience in Mindfulness
 - ii. Your Feelings Matter
 - iii. Youth Strong: Helping Youth and Families in Times of Disaster and Stress.
 - b. General Wellbeing (Non-Nutrition) – Examples but not limited to Healthy habits, hygiene, digital wellness, sleep health, balanced routines.
 - i. Health Rocks (National 4-H Council)
 - c. Personal Safety – Examples but not limited to Safe internet use, injury prevention, emergency preparedness, bullying prevention.
 - i. Code Name: Home Alone
 - ii. Be Internet Awesome
 - iii. Inderland Game
 - iv. Medicine: Science and Safety
 - d. Addiction Prevention – Examples but not limited to Avoiding substance misuse (tobacco, alcohol, vaping, drugs), peer pressure, brain health
 - i. Health Rocks (National 4-H Council)
 - e. Physical Activity
 - i. 4-H Dancefit
 - ii. SPARK After School
 - iii. Outdoor Adventures
 - iv. Soccer for Success
 - v. STEPS to a Healthy Teen
5. Junior: Any member aged 9-13. Senior: Any member aged 14-19.
6. Posters must be educational and clearly related to health and well-being topics listed under this division. Posters should encourage creativity and deliver a clear educational message about the chosen topic.
7. Posters should focus on one clear message. Creativity is encouraged – slogans, themes, and visuals should be youth-developed. Posters should educate, promote healthy behaviors in an age-appropriate way, and be family friendly in

nature.

8. Use of copyrighted or trademarked characters (e.g., SpongeBob, Disney, Marvel) is not allowed. Do not use images cut from magazines unless they are used as part of a collage, and no magazine articles should be pasted directly.
9. Posters must have reliable resource information attached to the back (in an envelope or taped securely), labeled with youth's name, county, and class. Wikipedia is not considered a reliable source. Lack of cited sources will result in point deduction.
10. Poster Specifications
 - a. Size: 20"x30" to 24"x30"
 - b. Format: Portrait (vertical)
 - c. Material: Mat board or foam core board only.
 - d. No poster board allowed.
 - e. No 3D items or attachments, the poster must be no thicker than 1/2"
 - f. Leave space in the lower right corner for a 3"x5" electronic label.
11. Posters will be judged on: Educational value & accuracy, Creativity & originality, Clarity of message, Visual appeal & neatness, Proper formatting & source citation.
12. Awards: Class champion ribbons will be awarded. All participants will receive a ribbon. One overall Grand and Reserve will be chosen from Junior and Senior entries.
13. No Cloverbud Poster Class at the state level. County ONLY.

Mental Health

L-1060 Junior Division Mental Health
L-1061 Senior Division Mental Health

General Well-being (Non-Nutrition)

L-1062 Junior Division General Well-being (non-nutrition)
L-1063 Senior Division General Well-being (non-nutrition)

Personal Safety

L-1064 Junior Division Personal Safety
L-1065 Senior Division Personal Safety

Addiction Prevention

L-1066 Junior Division Addiction Prevention
L-1067 Senior Division Addiction Prevention

Physical Activity

L-1068 Junior Division Physical Activity
L-1069 Senior Division Physical Activity



Sponsors Index

Allen Blanc Roofing.....78	First State Bank.....36	Pfeiffer Jewelers.....39
Allen's S&T.....62	Flaherty Chevrolet.....79	Pike Electric.....58
Auto Clinic.....52	Flaherty Tractor.....19	Pike Lawn & Garden.....67
Barr Realty.....75	Good Earth.....81	Planter's Insurance.....86
BeeHive of Brandenburg.....100	Hager Funeral Home.....95	Prevento Plumbing.....113
Big O Tires.....17	Hardesty Farms.....80	Prodigy Construction.....97
Bim's Ready Mix.....93	Hardinsburg Tire Service.....34	Rachael Brown.....100
Bluegrass Animal Care.....71	Johnston's Plumbing.....82	Ray's Ford.....35
Bob Cooper Insurance.....72	Jones-Woolfolk.....82	ReMax Realty.....44
Bohannons.....96	Knotts Supply INC.....52	Shirley's Way Deals.....104
Brandenburg Nursing & Rehab..47	Ky Land Co.....67	Sinking Creek Lumber.....87
Brandenburg Police.....35	Lincoln Trail Health Department.....75	Southern States.....41
Brandenburg Telephone Company.....56	Meade Activity Center.....18	Spark's Tires.....102
BJS Funeral Home.....35	Meade County Bank.....2	Stivers Flooring.....70
Burnett Embroidery.....35	Meade County Chamber of Commerce.....93	Stonegate Realty.....46
CAD Metals.....86	Meade County Detention Center.....56	Troy Kok.....26
Cecilian Bank.....119	Meade County Extension Office.....21	Webb's Butcher Block.....21
Ciará's House.....76	Meade County Farm Bureau.....16	Wrights Construction.....59
Clean Waves Car Wash.....107	Meade County Pediatrics.....54	
Cosmic Golf.....23	Meade County RECC.....104	
Cox's Outdoor.....24	Meade County Water District.....70	
Cox's Pump Service.....59	Medley's HVAC.....97	
DBH Services.....88	Midway Rents.....95	
Dirt Works Unlimited.....110	Monument Chemical.....77	
Doc's BBQ Shack.....37	Mosquito Chuck.....9	
Dodson Farms.....89	Nancy Tate.....46	
Doe Run Federal Credit Union.....92	NAPA of Brandenburg.....91	
Doe Valley.....4	Nucor Steel Brandenburg.....15	
Dutch Heritage.....83	Otter Creek Campground.....33	
Elizabethtown Community and Technical College.....120	Pets In Need.....99	
Exit Realty.....91		
Farm Credit Mid America.....29		
Fast Services LLC.....94		



Fair Survey



Comments and feedback will help the Fair Board in planning the next year's fair.

If you have any suggestion on how an event may be improved, or would like to tell us what you liked about an event, fill out the spaces below. You may also comment on any other part of the fair such as exhibits, the fairgrounds, parking, restrooms, Midway or Carnival, etc.

Event: _____

Comments: _____

Event: _____

Comments: _____

Event: _____

Comments: _____

Event: _____

Comments: _____

Other Comments: _____

Your feedback is appreciated!
Please return the page to the fair office or to
Meade County Fair Inc., P.O. Box 325, Brandenburg, KY 40108.



Welcome to the Meade County Fair and The Cecilian Bank!

*Catch all the blue-ribbon fun at the Meade County Fair,
and stop by The Cecilian Bank booth to say hello to Bob!*

*From funnel cakes to Ferris wheels, life's sweeter with a hometown bank by your side.
Visit us at the fair or stop by our Brandenburg Banking Center to get started today.*

Short on time? Open your account online anytime!

www.TheCecilianBank.com



College for **YOUR** world

ECTC offers high-quality education and training close to home, small class sizes, faculty who care about your success, and the **lowest tuition** in Kentucky.

Learn more about pathways to bachelor's degrees, certificate programs, and two-year degrees that lead to high-demand careers.



NOW ENROLLING FOR FALL CLASSES

Now enrolling
for Fall classes
at the ECTC Meade
County Center!

VISIT ELIZABETHTOWN.KCTCS.EDU • CALL 270-769-2371

MEADE COUNTY CENTER 270-422-7525



ELIZABETHTOWN
COMMUNITY
& TECHNICAL **COLLEGE**