

THE
OFFICIAL

Meade
COUNTY
FAIR
catalog

JULY 22 - 29, 2023

WWW.MEADEKYFAIR.COM

THE MEADE COUNTY FAIR BOARD

FAIR OFFICE 270-422-2000.
Visit our website at www.MeadeKyFair.com

Dear Meade County Fair Supporters,

Welcome Back, it is that time of year that we get to see friends that we haven't seen since last year's fair and the opportunity to make some new ones. On behalf of the Meade County Fair Board, we want to thank the many supporters and contributors that continue to make YOUR fair one of the best in the state of KY.

Once again, The Meade County Fair Board is producing the Official Meade County Fair Catalog. The Fair has produced, or has partnered with others to produce, a Meade County Fair Catalog since the 1930's. We have partnered with FFA, The Pioneer Paper, The Meade County Messenger, and most recently with Ship N Print of Brandenburg.

We would like to thank Courtney Lasley with Ship N Print, for the tremendous effort of once again putting together what we feel is a fresh new look to a time-honored tradition provided by the Meade County Fair since the 1930's.

We are currently contracting with the Meade County Messenger to produce a Fair Review again in 2023.

We hope you enjoy the 2023 Fair, and the changes to our schedule, for a fun filled week to visit and make new friends. Remember, help us make the Meade County Fair a Family Affair. We welcome you to stop by the Fair Office to say hello and let us know your thoughts.



Photo left to right: back row: Lance Padgett, Kenny Hought, Perry Richardson and Chad Ford. Middle row: Russ Fackler, Doug Banks, Brandon Phillips and Andrew Ford. Front row: Sarah Fackler, Morgan Wyatt, Co-Secretary, David Pace, Fair Manager, Kristen Barr, Co-Secretary and Melissa Yates, Co-Secretary.

SCHEDULE OF EVENTS 2023

SATURDAY, JULY 22

Fair Fest 1-Mile Walk/Run	7:40 A.M.	Pg 11
Fair Fest 5K.....	8 A.M.	Pg 11
Antique Tractor & Engine Show	9 A.M.	Pg 14
Garden Tractor Pull	5 P.M.	Pg 11
Beef Breeding Show	5:30 P.M.	Pg 12
Western Contest Horse Show	6 P.M.	Pg 13
Cornhole Tournament	7 P.M.	Pg 14

SUNDAY, JULY 23

Antique Tractor & Engine Show	9 A.M.	Pg 14
Western Horse Show	10 A.M.	Pg 15
Fair Parade	2:30 P.M.	Pg 16
Community Gospel Sing	4 P.M.	Pg 16
Community Worship Service	6:30 P.M.	Pg 16

MONDAY, JULY 24

Exhibit Entries Check-In	7:30 A.M. - 12:30 P.M.	Pg 56
4-H Rabbit Show	8:30 A.M.	Pg 17
4-H Poultry Show	11 A.M.	Pg 17
King Arthur Flour Bake-Off	12:45 P.M.	Pg 21
Swine Shows	5 P.M.	Pg 18
Commercial & 4H/FFA Exhibits	5 P.M. - 9 P.M.	Pg 67
Home & Garden Exhibits	6 P.M. - 9 P.M.	Pg 56
Rides	6 P.M. - Closing	
Miss Meade County	6 P.M.	Pg 19
Ms. Meade County	6 P.M.	Pg 20
English Horse Show	7 P.M.	Pg 21
Demo Derbies	7:30 P.M.	Pg 23
Youth Talent Contest	8 P.M.	Pg 22
\$8,000 Cash Drawing	app. 10 P.M.	Pg 23

TUESDAY, JULY 25

Special Needs Day	10 A.M. - 1 P.M.	Pg 24
Peewee Miss	4 P.M.	Pg 28
Precious Miss	4:30 P.M.	Pg 28
Sheep Shows	4:30 P.M.	Pg 24
Goat Shows	app. 5 P.M.	Pg 26
Commercial & 4H/FFA Exhibits	5 P.M. - 9 P.M.	Pg 67
Home & Garden Exhibits	5 P.M. - 9 P.M.	Pg 56
Rides	6 P.M. - Closing	
Rook Tournament	6 P.M.	Pg 30
KOI Drag Race	7 P.M.	Pg 31
Truck and Tractor Pull	7:30 P.M.	Pg 31

WEDNESDAY, JULY 26

Meade County Farm Bureau Day	All Day	Pg 34
Farm Bureau Community Breakfast	7 A.M.	
Beef Steer Shows	9 A.M.	Pg 32
Athletic Events	Noon	Pg 34
Round Robin Competition	1 P.M.	Pg 34
Home & Garden Exhibits	1 P.M. - 9 P.M.	Pg 56
Rides	3 P.M. - Closing	
Commercial & 4H/FFA Exhibits	5 P.M. - 9 P.M.	Pg 67
4-H/FFA Auction	5 P.M.	Pg 35
Backseat Driver	5 P.M.	Pg 37
Texas Hold'Em	7 P.M.	Pg 37
Mud Sling	7:30 P.M.	Pg 38
Monster Trucks	7:30 P.M.	Pg 40

THURSDAY, JULY 27

Open Poultry & Rabbits	8:30 A.M.	Pg 41
Commercial & 4H/FFA Exhibits	5 P.M. - 9 P.M.	Pg 67
Home & Garden Exhibits	5 P.M. - 9 P.M.	Pg 56
Miss Pre-Teen Pageant	5:30 P.M.	Pg 42
Rides	6 P.M. - Closing	
Watermelon-Eating Contest	6:30 P.M.	Pg 44
Horse Pull	7 P.M.	Pg 44
Miss Teen Pageant	7 P.M.	Pg 43
Rooster Crowing Contest	7:30 A.M.	Pg 41
Demo Derbies	7:30 P.M.	Pg 45

FRIDAY, JULY 28

Commercial & 4H/FFA Exhibits	5 P.M. - 9 P.M.	Pg 67
Home & Garden Exhibits	5 P.M. - 9 P.M.	Pg 56
Rides	5 P.M. - Closing	
Truck & Tractor Pull	7 P.M.	Pg 51

SATURDAY, JULY 29

Pet & Dog Show	9 A.M.	Pg 52
Baby Contest	10 A.M.	Pg 52
Pedal Pull	10:30 A.M.	Pg 52
Draft Horse & Mule Show	10 A.M.	Pg 54
Children Mini-Truck Pull	Noon	Pg 53
Commercial Exhibits	3 P.M. - 6 P.M.	
Rides	4 P.M. - Closing	
4H/FFA Exhibits	5 P.M. - 9 P.M.	Pg 67
Home & Garden Exhibits	5 P.M. - 9 P.M.	Pg 56
Prince & Princess	5:30 P.M.	Pg 55
Truck & Tractor Pull	7 P.M.	Pg 51
Little Mr. & Miss Meade Co. Fair	7 P.M.	Pg 55

FAIRGROUNDS MAP

884 HILLCREST DRIVE - BRANDENBURG, KY 40108



B - Farm Bureau Community Bldg.
Cornhole Tournament, Gospel Sing & Worship Service,
Pageants, Youth Talent Contest, Rook Tournament,
Texas Hold'Em, Baby Contest

D - Commercial Exhibit Building

E - Fair Board Office

G - Pit Area

H - Livestock Barn

I - Show/Auction Barn

AND LOCATIONS



N - Main Arena

Garden Tractor Pull, Demolition Derbies, Cash Giveaway, Truck and Tractor Pulls, Back-Seat Driver Contest, Watermelon-Eating Contest, Pet & Dog Show

O - Home & Garden Bldg.

Department Exhibits, King Arthur Flour Bake-Off

P - Public Restrooms

R - Emergency Services

T - Pavilion

V - Horse Arena

Horse Shows, KOI Drag Racing, Athletic Events, Mud Sling, Horse Pulling

2023 CONTRIBUTORS

FLAHERTY



CHEVROLET

FLAHERTY CHEVROLET



LOCAL 502



MAC TRAILERS



HERITAGE COAL



NUCOR STEEL BRANDENBURG



FEDERATED AUTO PARTS



CREEKSIDE TIRES AND BATTERIES



IMI CONCRETE



UNITED RENTALS



BOYD CATERPILLAR



FAIR RULES AND REGULATIONS

The fair is planned and conducted according to Kentucky Department of Agriculture regulations for the use of state funds.
Everyone pays \$12 admission which includes all events, parking and Midway.

1. Gate admission will constitute entry fee for all contests not having an entry fee.
2. There shall be no entry fee for exhibits.
3. Adult classes open to all exhibitors.
4. All exhibits must be owned by the exhibitor.
5. All exhibits remain the property of the exhibitor.
6. Premiums not filled remain the property of the Meade County Fair, Inc.
7. No combinations allowed except Junior Agriculture groups.
8. All exhibitors must secure a release from superintendent before removing exhibits from departments.
9. Any exhibits judged unworthy of showing shall not be exhibited. (Decision rests with superintendent of department.)
10. Any article exhibited that is not included in the premium list shall not be awarded a premium.
11. The management shall use the utmost care to guard and protect exhibits, but will not be responsible should losses or damages occur.
12. No exhibitor shall be allowed more than two exhibits in any one ring.
13. Exhibitors shall at all times give the necessary personal attention to whatever they may have on exhibition and at the close of the fair take charge of the same.
14. Premium checks will be mailed after the fair, as soon as possible.
15. Any premium check not cashed within 90 days after issue will be forfeited to Meade County Fair, Inc.
16. Experienced judges shall be engaged to judge the exhibits.
17. The decision of the awarding judges shall be final.
18. Premium ribbons have no value as to payment of premiums since premiums shall be paid from the record of the superintendent.
19. Any exhibitors attempting to interfere with the judges during the adjudications shall be promptly excluded from competition.
20. Vegetables shall be judged on marketable quality and usability.
21. The Meade County Fair shall furnish space on the fairgrounds for all exhibits, including pens for swine, dairy and beef, horses and mules.
22. Exhibitors shall furnish all necessary halters for dairy, beef, horses and mules.
23. Exhibitors shall furnish container for all exhibits such as: field seed and grain, fruits and vegetables, plants and flowers, etc.
24. Feed and bedding must be furnished by exhibitor of live-stock.
25. Entries in the 4-H Club and Future Farmers of America classes are eligible to enter the Open Class rings, **unless otherwise stated in departments.**
26. The Meade County Fair will furnish a space for exhibits, exhibitors and spectators, but will not be responsible in case of loss or injury to either. Any questions not covered by the above rules and regulations shall be answered by the fair committee.
27. No premiums shall be paid if any of the above are broken.
28. Second prize money will be paid if there is only one entry except in animal classes.
29. All premium money will be prorated on percentage basis provided net profit does not exceed premium list.
30. Persons found guilty by the Meade County Fair of misconduct will forfeit any premiums and be asked to remove exhibits from grounds.
31. No reservations will be made for stalls. The stalls will be furnished on a first-come, first-served basis.
32. All 4-H and FFA entries must have been produced in conjunction with an approved project.
33. All entries and exhibits will be accepted between 8 a.m. and 1 p.m., Monday, July 24, **unless otherwise stated in departments.**
34. All entries will be picked up Sunday, July 30, between 2 and 3:30 p.m. **NO EXCEPTIONS.**
35. **Shirts and shoes required.**
36. **NO ANIMALS, NO DRONES AND NO WEAPONS.**



NOTICE AND DISCLAIMERS

LIVESTOCK HEALTH REQUIREMENTS

All livestock/animals offered for sale or exhibition at Kentucky County Fairs shall meet the following regulations according to KRS Chapter 257:

A. 302 KAR 20:040 (Entry into Kentucky)

B. 302 KAR 20:065 (Sale and Exhibition of Kentucky Origin Live- stock)

Any questions concerning these health regulations should be directed to your local veterinarian or the Kentucky Department of Agriculture State Veterinarian's office at 502-573-0282.

Livestock Health Regulations can be obtained on the Kentucky Department of Agriculture website:

<http://www.kyagr.com/statevet/animal-movement.html>

Please be advised that Livestock Health Regulations are subject to change anytime.

NOTICE DISCLAIMER

Notice is hereby given by the Meade County Fair Board Inc., here-inafter the "Board", that all vendors, commercial advertisers and entertainment facilities utilizing the Meade County Fairgrounds during the course of the Meade County Fair are independent contractors hereinafter the "independent contractor." The independent contractor is not the agent, servant or employee of the Meade County Fair Inc. or the board. Any and all intentional or negligent acts, statements, representations, or warranties, either oral or written, expressed or implied, made by or on behalf of said independent contractor in relation to any matter including, but not limited to any products, goods or services, shall be the sole responsibility of the independent contractor and the board disclaims any responsibility or liability thereafter. All future references to the Meade County Fair Inc. in this catalog are here and after referred to as Meade County Fair, the DBA for the Meade County Fair Inc.

This fair is under the management of the Meade County Fair Board, Inc. composed of David W. Pace, manager and Farm Bureau Member; Board members Kenny Haught (Cattle Member), Doug Banks, Russ Fackler (Horse Member), Chad Ford, Andrew Ford, Perry Richardson, Lance Padgett, Sarah Fackler, and Brandon Phillips; and our Advisory Committee Noel Pack, MCHS FFA leader; Andy Mills, County Extension Agent for Agriculture and Natural Resources; Deana Reed County Extension Agent for 4-H/Youth Development; and Jennifer Bridge County Extension Agent for Family and Consumer Science.

The 2023 Meade County Fair work days will be held July 20th, July 21st, & July 22nd.

FOOD BOOTHS

**OPEN DURING THE WEEK, SERVING LUNCH AT 11:00 A.M. - 1:00 P.M.
NO GATE CHARGE DURING THESE TIMES.**

SUNDAY, JULY 23

Meade County Wrestling
Chicken, Fries, Taco Salad

THURSDAY, JULY 27

Meade County FFA
Fish Sandwich

MONDAY, JULY 24

Meade County Swim
Brat, Fried Bologna, Ribbon Fries,
Fried Oreos

FRIDAY, JULY 28

MCHS Soccer Team
Pork Chop Sandwich,
Pork Burger, Dole Whip

TUESDAY, JULY 25

**Blue River Island
Baptist Church**
Hamburgers, Cheeseburgers,
Funnel Cakes, RC

SATURDAY, JULY 29

MCHS Soccer Team
Pork Chop Sandwich, Pork Burger,
Dole Whip

WEDNESDAY, JULY 26

**Meade County
Cattlemen's Association**
Steak Sandwich


Meade County Wrestling
Chicken, Fries, Taco Salad

**Meade County
Cattlemen's Association**
Steak Sandwich

MCHS Baseball Team
Pizza, Fried Pickles, Corndogs,
Slushies

**Blue River Island
Baptist Church**
Hamburgers, Cheeseburgers,
Funnel Cakes, RC





SATURDAY, JULY 22, 2023

PRE-FAIR EVENT 25TH ANNUAL FAIR FEST 5K & 1-MILE

7:40AM 1-MILE RUN/WALK • 8:00AM - 5K

Proceeds will be donated to the MCHS Track and Cross Country teams.

ENTRY FEE: \$15 for one race, if received by June 19, 2023; \$20 day of race. Please return all entries to: MCHS Track and Cross Country, c/o Larry Garner, 108 Rolling Trail, Brandenburg, KY 40108.

LOCATION: Meade County Fairgrounds.

COURSE DESCRIPTION: This 5K course begins and ends at the Meade County Fairgrounds. The first 2 miles consist of a continuous gradual downhill before heading back to the finish. There are a few hills in the last mile before finishing at the fairgrounds. T-shirts awarded to the first 80 entrants.

AWARDS: AGE DIVISIONS: 14 & under, 15-19, 20-24, 25-29, 30-34, 35-39, 40-44, 45-49, 50-55, and 56 and up.

FOR MORE INFORMATION, CALL: 270-422-1734 or visit www.meadexc.com

GARDEN TRACTOR PULL

WEIGH-IN 4:00PM • PULL STARTS 5:00PM • MAIN ARENA

PROMOTER: Sledge Hammer Pulling, LLC.

SUPERINTENDENTS: Nathan Hager, 270-945-1715; Lamar Hager, 270-668-7408

CLASSES

Hook Fee: Cash only - \$20 for stock classes; \$50.00 for NQS classes

- | | | | |
|--|------|--------------------------|------|
| 1. Meade County Yard Stock | \$20 | 5. NQS Stock Alt. | \$50 |
| 2. 12 HP Stock 26x12x12 Tri-State Rules..... | \$20 | 6. NQS Super Stock | \$50 |
| 3. 16 HP Stock 26x12x12 Tri-State Rules..... | \$20 | 7. NQS Pro Stock | \$50 |
| 4. Carb SuperStock | \$50 | | |

Class Order will be determined day of.

CONTRIBUTORS:

NH Construction • Hager Farms • Barr's Bobcat Service • Hackman Performance Cams
Medley & Son's Vinyl • S&H Contracting • IMI Concrete • Gerber Family • Rood Dawg Chassis Worx
Ray's Electric • Lancaster Electric • Peter's Performance Engineering • MWSC • Don's One Stop Rental

SAT. JULY 22

SATURDAY, JULY 22, 2023

SAT. JULY 22

DEPARTMENT A: OPEN BREEDING STOCK BEEF SHOW

5:30PM • LIVESTOCK BARN

PRIZE MONEY: First Place, \$25; Second Place, \$17; Third Place, \$12;
Fourth Place, \$10; Fifth Place, \$7.

Champion will receive trophy and rosette; Reserve Champion will receive rosette.

COMMERCIAL DIVISION, ANGUS DIVISION, HEREFORD/POLLED HEREFORD DIVISION, AOB DIVISION

(Other Breeds will include representatives of all breeds, either purebreds or percentage.) A minimum of 8 total head in any one breed other than those listed must be entered to qualify for a separate division.

Otherwise, they must show in the Other Breeds Division.

- | | |
|----------------------------------|----------------------------------|
| 1. Junior Heifer Calves | (Calved Jan. 1 - April 30, 2023) |
| 2. Winter Heifer Calves | (Calved Nov. 1 - Dec. 31, 2022) |
| 3. Senior Heifer Calves | (Calved Sept. 1 - Oct. 31, 2022) |
| 4. Late Summer Yearling Heifers | (Calved July 1 - Aug. 31, 2022) |
| 5. Early Summer Yearling Heifers | (Calved May 1 - June 30, 2022) |
| 6. Spring Yearling Heifers | (Calved Mar. 1 - April 30, 2022) |
| 7. Junior Yearling Heifers | (Calved Jan. 1 - Feb. 28, 2022) |
| 8. Senior Yearling Heifers | (Calved Sept. 1 - Dec. 31, 2021) |
| 9. Grand Champion Heifer | Trophy & Rosette \$100 |

(All first place class winners must be led into ring to compete.)

Sponsor: Stith Big D Angus

Rosette \$50

10. Grand Reserve Champion Heifer

(All first place class winners and second place winner in class that produced Grand Champion Heifer.)

Sponsor: Stith Big D Angus

- | | | | |
|---------------------------------|----------------------------------|--|------------------|
| 11. Junior Bull Calves | (Calved Jan. 1 - April 30, 2023) | 1. Champion Youth Showmanship (9-13 years) | Trophy & Rosette |
| 12. Winter Bull Calves | (Calved Nov. 1 - Dec. 31, 2022) | 2. Reserve Champion Youth Showmanship (9-13 years) | Rosette |
| 13. Senior Bull Calves | (Calved Sept. 1 - Oct. 31, 2022) | 3. Champion Intermediate (14-18 years) | Trophy & Rosette |
| 14. Late Summer Yearling Bulls | (Calved July 1 - Aug. 31, 2022) | 4. Reserve Intermediate Showmanship (14-18 years) | Rosette |
| 15. Early Summer Yearling Bulls | (Calved May 1 - June 30, 2022) | 5. Champion Adult Showmanship (19 and up) | Trophy & Rosette |
| 16. Spring Yearling Bulls | (Calved Mar. 1 - April 30, 2022) | 6. Reserve Champion Showmanship (19 and up) | Rosette |
| 17. Junior Yearling Bulls | (Calved Jan. 1 - Feb. 28, 2022) | 7. Novice (up to 8 years) | |
| 18. Senior Yearling Bulls | (Calved Sept. 1 - Dec. 31, 2021) | | |
| 19. Two-Year-Old Bulls | (Calved Mar. 1 - Aug. 31, 2021) | | |

20. Other Age Bulls

21. Grand Champion Bull Trophy & Rosette \$50

(All first place class winners must be led into ring to compete.)

Sponsor: Meade Stock Farm

22. Reserve Grand Champion Bull Rosette \$25

(All first place class winners and second place winner in class that produced Grand Champion Bull.)

Sponsor: Meade Stock

Farm

23. Cow/Calf Pair (any age) Trophy & Rosette \$50

Showmanship animals must be breeding stock entered in one of the above classes.

SATURDAY, JULY 22, 2023

WESTERN CONTEST HORSE SHOW



WARM-UPS 4:00PM-5:30PM • SHOW STARTS 6:00PM
HORSE ARENA - 884 HILLCREST DR. BRANDENBURG, KY



SAT. JULY 22

4:00 - 5:00PM - Warm-up Barrels - \$5.00
5:00-5:30PM - Warm-up Poles - \$5.00
6:00PM - Show Starts

\$5 Ground Fee per horse / No gate fee
\$1,000 added money; 80% payback

SUPERINTENDENT: Russ Fackler, 270-668-2974

- | | |
|---|------|
| 1. Pee wee Poles – (Riders 10 yrs. & under) | \$5 |
| 2. 3-D NPBA Youth Poles – \$50 Added (Riders 18 yrs. & under) | \$17 |
| 3. Jr. Horse Poles Horses – \$50 Added (Horses 5 yrs & under) | \$15 |
| 4. 3-D NPBA Open Poles – \$200 Added | \$25 |
| 5. Pee wee Barrels – (riders 10 yrs. and under) | \$5 |
| 6. Open Flags – \$100 Added with 10 entries (2-D 1/2 sec split with 10 entries) | \$15 |
| 7. 3-D IBRA Open Barrels – \$500 Added (4-D with 100 horses) | \$27 |
| 8. 3-D IBRA Youth Barrels – \$100 Added (Riders 18 yrs. & under) rollover option to open..... | \$17 |
| 9. IBRA Adult Barrels – (Riders 18 -39 yrs) rollover option to open | \$17 |
| 10. IBRA Master Barrels – Rollover option from open.. .. | \$17 |

Classes 1 and 5 – 100% payback plus trophy and ribbons. If you run this class you CANNOT RUN YOUTH.

Classes 2, 3, 4, 7, 8, 9 and 10 will be one second split.

Classes 2 & 4 include a \$2 NPBA fee not included in payback.

Classes 7, 8, 9 and 10 include a \$2 IBRA fee not included in payback.

Classes 4 and 5 will only have added money with 10 or more entries. Added Money day of show

SHOW RULES AND REGULATIONS

1. No classes will be added.
2. All out-of-state horses shall have an official health certificate not more than 30 days old.
3. All horses must have a negative Coggins test performed within 12 months of the show.
4. Once exhibitors are called for their run, the exhibitors have 1 minute to enter the ring, after which the gate will be closed. Any exhibitor not in the ring by that time will not be admitted and will be disqualified. Please cooperate by being on time. Once entering the show ring, the exhibitor has 45 seconds to begin their run.
5. **Protest: A protest must be in writing, signed and addressed to the chairman of the show and accompanied by a deposit of \$25. It must be received by the chairman by the end of the show. If the protest is sustained, the deposit shall be returned. If not sustained, the deposit shall be forfeited to the Meade County Fair Horse Show.**
6. The Meade County Fair Horse Show is a member of the Kentucky Association of Fairs and Horse Shows.
7. The horse show committee will not be held responsible in case of accidents or theft. All precautions will be taken for the protection of riders, and their animals, but no responsibility will be assumed by the Meade County Fair Board.
8. The show will be run according to the IBRA and NPBA rules that apply.
9. No practice runs allowed between classes. Anyone doing so will be disqualified.
10. Each class entry closes when the preceding class begins. Late entries will be left to the discretion of the superintendents.
11. NO REFUNDS.
12. Knocked over barrel in IBRA classes is a no time. Knocked over pole in NPBA is a no time.
14. Youth Classes – Rider 18 yrs. and under
15. Pee wee Classes – Rider 10 yrs. and under
16. Announcements day of show take precedence over printed material in catalogs or show bills.
17. Rider has option to roll time from open; must pay both entry fees. Payback will be 80%.
18. Fair Office subject to close at midnight. In event that this happens any winnings past that point will be mailed or can be picked up at fair office the following week.

SATURDAY, JULY 22, 2023

CORNHOLE TOURNAMENT

7:00PM • FARM BUREAU COMMUNITY BUILDING

SUPERINTENDENTS: Anthony Brown 270-268-5552, Nancye Lynn, Day of tournament – Fair Office, 270-422-2000

PREREGISTER: Contact Anthony Brown, 270-268-5552 • **PRIZE:** 1st, \$300, 2nd, \$200, 3rd, \$100

ENTRY FEE: \$20.00

RULES

BLIND DRAW - if uneven number of people have signed up, after 15 min. and no one else signs up money will be returned.

1. Check-in 5:30 - 6:30 p.m. located at the Meade County Farm Bureau Building. Tournament starts at 7 p.m. until finished.
2. Must be 18 years old or older to participate.
3. The two boards will be 27 feet apart from the front of one board to the front of the other board.
4. Each team will use 4 bags of the same color.
5. Teammates stand across from each other and use the same color bags.
6. All bags should begin at same side of board and with each player rotating each throw.
7. All players must throw from behind foul line or throw will not count! Superintendents will be watching players.
8. Game continues by alternating throws between the two opponent players until all 8 bags have been thrown.
9. The team who wins the round will throw first in the next round.

SCORING

1. 1 point for a bag on the board.
2. 3 points for a bag in the hole.
3. 0 points for a bag that lands off the board.
4. If a bag hits the ground then bounces up onto the board then that bag should be taken off the playing surface before any more bags are thrown.
5. The points cancel each other out. Example: If Team A gets 2 bags on the board and 1 bag in the hole (5 points) and Team B gets 3 bags on the board and 1 bag in the hole (6 points) Team B would get 1 point.
6. The game continues until one team reaches 21 points. A time limit may be imposed due to the number of entries.

CONTRIBUTORS:

Farm Bureau Ins. • Big O Tires
Meade County Messenger
Abound Credit Union

Mr. & Mrs. Gary Chapman, Magistrate 4th District

SATURDAY & SUNDAY, JULY 22 & 23 2023

ANTIQUE TRACTOR AND ENGINE SHOW

9:00AM

SUPERINTENDENT:

Neal Dodson 270-945-2214

1. All makes & models welcome to display.
2. Featuring Case.
3. Barrel Train Rides.
4. Lawn Mowers.
5. Related antique farm equipment.
6. Farm demos.
7. Activities for tractors, engines & lawn mowers.
8. Kid's Pedal Pull.
9. Tractor Ride Saturday

SUNDAY, JULY 23, 2023

WESTERN HORSE SHOW

SHOW STARTS 10:00AM • HORSE ARENA
884 HILLCREST DR. BRANENBURG, KY

SUPERINTENDENT: Russ Fackler, 270-668-2974

1. **Lead Line** - (Riders 8 yrs. & under) No Entry Fee; Trophy & Ribbon to all
2. **Youth Showmanship** (Exhibitor 18 yrs & under)\$10
3. **Open Showmanship**\$10
4. **Open Halter** - (\$50 added with 10 entries).....\$10
- 15 Minute Break**
5. **Youth Walk Trot** - (Riders 18 yrs & under)\$10
6. **Open Walk Trot**.....\$10
7. **Youth Western Pleasure** - (Riders 18 yrs & under)\$10
8. **Open Western Pleasure** - (\$50 added with 10 entries)\$10
9. **Open Ranch Horse Pleasure** (no silver trimmed tack).....\$10
- 15 Minute Break**
10. **Youth Horsemanship** - (Riders 18 yrs & under).....\$10
11. **Open Horsemanship**\$10

SHOW RULES AND REGULATIONS

1. No classes will be added.
2. Class 1 - No entry fee, trophy and ribbon to each rider.
3. Classes 2-11 - \$10 entry fee with payback of \$40, \$30, \$20, \$10
4. Patterns will be posted for Showmanship and Horsemanship.
5. All out of state horses shall have an official health certificate not more than 30 days old.
6. All horses must have a negative Coggins test performed within 12 months of the show.
7. **Protest: A protest must be in writing, signed and addressed to the chairman of the show and accompanied by a deposit of \$25. It must be received by the chairman by the end of the show. If the protest is sustained, the deposit shall be returned. If not sustained, the deposit shall be forfeited to the Meade County Fair Horse Show.**
8. The Meade County Fair Horse Show is a member of the Kentucky Association of Fairs and Horse Shows.
9. The horse show committee will not be held responsible in case of accidents or theft. All precautions will be taken for the protection of riders, their animals, but no responsibility will be assumed by the Meade County Fair Board.
10. Late entries will be left to the discretion of the superintendents.
11. NO REFUNDS
12. Announcements day of show take precedence over printed material in catalogs or show bill.

SUN. JULY 23

SUNDAY, JULY 23, 2023

FAIR PARADE

2:30PM • STARTING POINT TBA - ENDS AT THE FAIRGROUNDS

For more information, call:

Joe and Katie Carter, 270-750-0056; Ashley and Kyle Mattingly, 270-750-0239; Billy and Abby, 270-750-0054

NO THROWING CANDY! IT MAY ONLY BE HANDED OUT!

Any type of entry may participate: clowns, floats, horses, farm implements, bands, bicycles, commercial, antique cars, antique tractors, etc.

No three-wheelers, four-wheelers, motorcycles, etc. allowed, except when pulling a float. Floats need to be on the grounds and finished by 1:30 p.m.

Trophies and prize money awarded as follows:

FLOATS - \$150 – 1st place; \$100 – 2nd place; \$75 – 3rd place.

BEST HORSE-DRAWN VEHICLE – Trophy & \$25.

TROPHIES WILL BE AWARDED TO:

Best Dressed Horse & Rider; Best Dressed Western Horse & Rider.

\$25 awarded to Best Group: best group could be on a float, on foot or horses, etc.

\$5 and ribbon to boy with best decorated bicycle. \$5 and ribbon to girl with best decorated bicycle.

Ribbons will be given to boys and girls who place 2nd and 3rd in the best decorated bicycle event.

29TH ANNUAL COMMUNITY GOSPEL SING

4:00 PM • FARM BUREAU COMMUNITY BUILDING



This year's Gospel Sing will feature The Blackwood Quartet. This group has been singing since 1934. This group has sung with Barbara Mandrell, Willie Nelson, performed on Hee Haw and the Arthur Godfrey Show.

Also there will be featured local artists.

If you need more information call Gary Benham (270) 828-8447 or Rick Stith (270) 668-3078.

COMMUNITY WORSHIP SERVICE

6:30 PM • FARM BUREAU COMMUNITY BUILDING

Led by members of area churches as well as the Meade County Ministerial Association

SUN. JULY 23

MONDAY, JULY 24, 2023

4-H RABBIT SHOW

CHECK-IN 8:30AM JUDGING 9:00AM • GOAT BARN

All classes open to Meade County 4-H members (9-18 yrs old) and Cloverbuds (5-8 yrs old)

Unless otherwise indicated, all classes are: Blue - \$4.50; Red - \$2.50; White - \$1.50

SUPERINTENDENT: Misty Benham

RULES AND REQUIREMENTS

1. All rabbits shall be identified by an ear tattoo. Rabbits shall be owned and under continual care of exhibitor.
2. All rabbits on check-in date (Monday, July 24, 2023) will be checked for health problems and can be disqualified.
3. This is a carrier show.
4. Each 4-H exhibitor can show five (5) rabbits.
5. All rabbits will be released following the 4-H Rabbit Show.

CLASSES

- | | | |
|-----------------------------|-----------------------------|-------------|
| 1. Californian | 5. All Other 6 Class Breeds | 9. Best Pet |
| 2. Wool Breeds | 6. Mixed Breed/Pet Class | 10. Poster |
| 3. All Lop Breeds | 7. Best 4 Class | |
| 4. All Other 4 Class Breeds | 8. Best 6 Class | |

SHOWMANSHIP RULES

1. Each exhibitor can show any one of their five rabbits for showmanship.
2. All rabbits must be handled properly (no scuffing or picking up by the ears will be allowed).
3. Exhibitors must wear proper show attire. Pants or jeans and long sleeves are acceptable. No shorts, short sleeves, open toe shoes or long dangle jewelry. Long hair must be worn back.
4. Participation awards will be given upon completion.

SHOWMANSHIP CLASSES

Junior Ages 9-13 Ribbon
Senior Ages 14 and older Ribbon

4-H POULTRY SHOW

SHOW TIME 11:00AM • GOAT BARN

This show is only for current Meade County 4-H Poultry Club Members

SUPERINTENDENT: Misty Benham

RULES

- | | |
|---|--|
| 1. Five (5) bird limit per exhibitor. | 7. Any bird exhibiting signs of illness will be disqualified. |
| 2. All birds subject to testing by Kentucky Department of Agriculture. | 8. 4-H members MUST attend four (4) meetings during the 2022-23 4-H season. |
| 3. Birds must be five (5) months of age or older. | 9. 4-H members MUST participate in at least one (1) bird class plus showmanship and either the skill-a-thon or the poster project. |
| 4. Birds must be checked in by 10:30 a.m. the day of the show. | 10. All birds will be released following the show. |
| 5. Exhibitor must stay on-site for the show and remove their bird(s) promptly after the show. | |
| 6. All birds shall be owned by and under continual care of the exhibitor. | |

SHOWMANSHIP RULES:

1. Each member will use a bantam or standard chicken of their choice for showmanship. This bird does NOT have to be one shown in one of the classes.
2. All birds must be handled properly.
3. Members should dress appropriately for showmanship. No shorts, short sleeves, open toe shoes or dangle jewelry and long hair must be pulled back.

CLASSES

- | | |
|---|---|
| 1. Standard/Large Rooster - Ribbon | 6. Reserve Grand Champion over all birds - Banner |
| 2. Standard/Large Hen - Ribbon | 7. Clover Buds - Ribbon |
| 3. Bantam Rooster - Ribbon | 8. Showmanship - Ribbon |
| 4. Bantam Hen - Ribbon | 9. Skill-a-thon - Ribbon |
| 5. Grand Champion over all birds - Banner | 10. Poster - Ribbon |

MON. JULY 24

MONDAY, JULY 24, 2023

4-H/FFA SWINE SHOWS

5:00PM • LIVESTOCK ARENA

All classes open to Meade County 4-H/FFA Members only

SUPERINTENDENT: Patrick Hobbs, 270-268-5955

PREMIUMS: Blue \$10, Red \$7, White \$5

RULES:

1. All 4-H/FFA swine must be on the fairgrounds by 8:00 a.m., Monday, July 24, 2023, and ready for weigh-in at 9:00 a.m.
2. Every exhibitor is responsible for cleaning stall area. **Absolutely no sawdust.**
3. There will be a \$50 charge to anyone leaving an unclean stall area.
4. Classes will be divided after weigh-in. **Swine must weigh 200-285 lbs.**
5. The local committee will exercise all reasonable precautions to prevent injuries or losses but will not be responsible for mishaps, injuries, losses or deaths that may befall animals or people during this event.
6. Exhibitors are expected to treat their animals in a manner consistent with good animal husbandry and display proper sportsmanship at all times. Failure to comply may result in disqualification of exhibitor if so recommended by the local show committee. Each local committee shall have the authority to interpret and enforce all rules.
7. **All purebred swine showing in purebred market show must have purebred papers.**
8. **Gilts exhibiting in the breeding gilt division CANNOT be shown in the Market Hog Show. Market animal can only show in market class.**

4-H/FFA Showmanship:

- | | |
|--|-----------|
| 1. FFA Showmanship (Freshmen & Sophomores) | Banner |
| 2. FFA Showmanship (Juniors & Seniors) | Banner |
| 3. 4-H Junior Showmanship, age 9-11 | Banner |
| 4. 4-H Intermediate Showmanship, age 12-13 | Banner |
| 5. 4-H Senior Showmanship, age 14-19 | Banner |
| 6. 4-H/FFA Grand Showman | \$50 Cash |

Contributed by: JC Hilltop Farm

- | | |
|---|---------|
| 7. 4-H/FFA Reserve Grand Showman | |
| 8. Cloverbud Exhibitors, age 5-8
(open to Meade County youth only) | Rosette |

4-H/FFA Market Hog Show

(Barrows & Gilts-Crossbred and purebred classes):

Market Hog - Classes will be determined after weigh-in.

Top Five (5) overall - Market Swine will be determined after weigh in

Top Five Overall Sponsors:

K&P Farms, Pepper's Hardin County Milling, Cecilian Bank, and Meade County Bank

4-H/FFA Premier Exhibitor:

Junior	\$15.00
Intermediate	\$15.00
Senior	\$15.00
Champion Premier Exhibitor	\$25.00 and Chair

Contributed by: FL Sipes Farms

4-H/FFA Swine Club Record Book Contest:

Prize: First \$25.00, Second \$15.00, Third \$10.00

Contributed by: Mark Redmon Highlift Service

1. All Meade County 4-H/FFA members who auction a market hog are **REQUIRED** to enter.
2. Record Books must meet requirements specified by swine club leaders.
3. Final judging will take place in early fall.

4-H/FFA Swine Breeding Gilt Class:

Premiums: Lightweight: First \$25, Second \$20, Third \$15, Fourth \$10, Fifth \$5

Heavyweight: First \$25, Second \$20, Third \$15, Fourth \$10, Fifth \$5

1. Breeding gilt classes are open to 4-H/FFA members only.
2. Each exhibitor may show one hog in the class.
3. Gilts exhibiting in the breeding gilt division CANNOT be shown in the Market Hog Show.
4. Breeding gilts will be divided into weight classes after weigh-in.
5. An overall grand champion will be selected from the weight divisions.

Grand Champion Breeding Gilt	\$150 Cash
------------------------------	------------

Contributed by: K & P Farms

Reserve Grand Champion Breeding Gilt	\$75 Cash
--------------------------------------	-----------

Contributed by: Nutrien Ag Cecilia - Greg Thomas

MON. JULY 24

MONDAY, JULY 24, 2023

MISS MEADE COUNTY FAIR PAGEANT

6:00PM • FARM BUREAU COMMUNITY BUILDING

DEADLINE FOR ENTRY, JULY 17, 2023 • SPONSOR FEE \$40 (cash or money order only)

Winner will be crowned at Meade County Fairgrounds and will compete in the state contest for the title of Miss Kentucky County Fair.

PAGEANT DIRECTOR: Amy Haynes, 270-668-2787

ASSISTANTS: Maggie Love, 270-422-3597 • Bridget Love, 270-668-5370

IN ORDER TO PARTICIPATE:

1. A contestant must have reached her 16th birthday and cannot have reached her 22nd birthday by October 31st of the year when the local contest is held. (Birth Certificate may be required)
2. Contestants must be residents of Meade County no less than one year prior to the Meade County Fair. (Proof of residency may be required)
3. Contestants must be a natural-born female, and must be single. (Never married, never had a marriage annulled, and never had any children.) **Birth Certificate may be required.**
4. Winner must be able to attend opening day ceremonies at the Kentucky State Fair to assist with the state level Little Miss & Master Pageant in August 2023.
5. Winner must be willing to participate in award presentation events as needed throughout the entire week of the 2023 Meade County Fair.
6. Judging will be on the basis of poise, personality, posture, beauty, general appearance, and stage presentation. Interview is 20%, One-Piece swimsuit is 40%, and evening gown is 40%.
7. A Miss Congeniality will be selected by the contestants, and a Humanitarian Award will be given to the contestant who provides the most donations for a local charity/cause.
8. A People's Choice Award will be selected by an audience vote. (25 cents each)
9. The winner will represent Meade Co. in the Miss Kentucky County Fair Pageant in January 2024 at the Galt House in Louisville, Ky.
 - *a.) Contestant will be required to consult with both the pageant committee and/or a panel of individuals in regard to wardrobe, make-up, hair, etc....prior to their purchase /changes for the January pageant. This will allow both the contestant and the Meade County Fair to be well represented at State level.
 - *b.) The committee will also provide the opportunity for pre-pageant interviews and a complete dress rehearsal prior to the event.
10. The winner will receive roses and a crown, along with: \$100.00 Cash / \$150.00 towards her wardrobe for the state pageant. / \$250.00 scholarship to be awarded upon enrollment in college. (No more than 5 years from crowning.)
11. Other Awards: 1st Runner-Up - \$75.00, ribbon / 2nd Runner-Up - \$50.00, ribbon / 3rd Runner-Up - \$25.00, ribbon / Miss Congeniality - \$25.00, ribbon / People's Choice Award - ribbon / Humanitarian Award - ribbon
12. In the event that the winner has not, or does not, meet the above stated rules, the first runner-up will then represent Meade County in the State Pageant.
13. Once an individual has held the title of "Miss Meade County Fair", she will not be eligible to compete in the future for the same title.



2022 Miss Meade County Fair: Reece McCoy

MON. JULY 24

MONDAY, JULY 24, 2023

MS. MEADE COUNTY FAIR PAGEANT

6:00PM • FARM BUREAU COMMUNITY BUILDING

DEADLINE FOR ENTRY, JULY 17, 2023 • SPONSOR FEE \$50 (cash or money order only)

PAGEANT DIRECTOR: Amy Haynes, 270-668-2787

ASSISTANT: Meg Haynes, 270-668-7835

IN ORDER TO PARTICIPATE:

1. Contest will be held on Monday July 24, 2023 during the Miss Meade County Fair Pageant. Contestants **MUST** reside in Meade County no less than 1 year prior to the pageant, (proof may be required).
2. Contestants must be a natural-born female, 22 years of age or older, with or without children, and married or unmarried. Only the first **20** registered contestants will be eligible to compete. Preregistration will be available. (Birth Certificate may be required)
3. Contestants will be judged on the basis of poise, personality, posture, beauty, general appearance and stage presentation. Each contestant will have a 3-minute interview where they will wear an outfit of their choice. Contestants will also be judged in an evening gown competition to be held during the Miss Meade County Fair Pageant. Interview = 40 percent / Evening Gown = 60 percent.
4. Contestants will pay an entry fee of \$50.00 when registering.
5. Contestants will have to pay entry into the Fairgrounds (\$12.00 per person) if gates are open upon arrival.
6. Winner will receive a crown, sash, flowers, and a \$100.00 cash prize. First runner-up will receive \$25.00 and a ribbon, Second runner-up will receive a ribbon.
7. Winner may be asked to participate in events throughout fair week, and will be allowed to represent her title in the Fair parade the following year.
8. There will be an optional "Most Photogenic" competition:
 - a. \$5.00 entry
 - b. 5x7 or 8x10 color or black and white photo accepted
 - c. Will be judged immediately following interview
 - d. Winner will receive a ribbon at the awards presentation at the conclusion of the evening gown competition.
9. Once registered, anyone not abiding by the rules, or bringing negative attention to the Meade County Fair, will be disqualified and will not receive a refund.
10. Once an individual has held the title of "Ms. Meade County Fair", she will not be eligible to compete in the future for the same title.



2022 RESULTS:

Ms. Meade County Fair: Jessica Youart

First Runner Up: Lindsey Haukom

Second Runner Up: Ashley Childs

Most Photogenic: Ashley Childs

MON. JULY 24

MONDAY, JULY 24, 2023

ENGLISH HORSE SHOW

7:00PM • HORSE ARENA

884 HILLCREST DR. BRANDENBURG, KY

SUPERINTENDENT: Russ Fackler, 270-668-2974

Entry Fees and Premiums:

Classes #1 and #2 – no entry fee, trophies and ribbons to all.

All other classes – \$10 entry fee, payback – \$40, \$30, \$20, \$10.

Negative Coggins and Health Certificates required;

Classes may be added, changed or eliminated at the discretion and show superintendents.

- | | | |
|--|---|---|
| 1. Lead Line
Any breed, Rider under age 8 | 8. Miniature Halter
Open - any ages and sex | 15. Show Pleasure Open |
| 2. Tiny Tot Halter
Assisted by adult, handler under age 8,
(No Stallions) | 9. Miniature Halter
Shown by youth, ages 17 & under | 16. Harness Pony Open |
| 3. Open Halter
Any breed except miniatures | 10. Miniature Halter
Spotted or Multicolored | 17. Old Timers Country Pleasure
Walk and favorite gait. Rider over age 50 |
| 4. Miniature Halter
Weanlings & yearlings | 11. Open Showmanship
Any breed | 18. Fine Harness Open |
| 5. Miniature Halter
Stallions, ages 2 and over | 12. Youth Showmanship
Any breed, ages 17 & under | 19. Miniature Horse Open Pleasure Driving |
| 6. Miniature Halter
Geldings, ages 2 and over | 13. Open Walk and Favorite Gait | 20. Hackney Pony Open |
| 7. Miniature Halter
Mares, ages 2 and over | 14. Youth Walk and Favorite Gait
Ages 17 & under | 21. Three Gaited Open |
| | | 22. Roaster Pony to Bike |
| | | 23. Miniature Horse Youth Pleasure Driving
Ages 17 & under |
| | | 24. Roaster Horse to Bike |
| | | 25. Five Gaited Open |
| | | 26. Open Costume Class |



KING ARTHUR FLOUR BAKING CONTEST

12:45 PM • HOME & GARDEN BUILDING

SUPERINTENDENT: Jennifer Bridge, 270-422-4958 or email jennifer.bridge@uky.edu

Youth Division - (Ages 9-18) ; Adult Division - (Ages 18 & UP)

KING ARTHUR FLOUR PRIZES:

Adult Prizes:

- 1st: \$75 gift certificate to the Baker's Catalogue/kingarthurfLOUR.com
2nd: \$50 gift certificate to the Baker's Catalogue/kingarthurfLOUR.com
3rd: \$25 gift certificate to the Baker's Catalogue/kingarthurfLOUR.com

Youth Prizes:

- 1st: \$40 gift certificate to the Baker's Catalogue/kingarthurfLOUR.com
2nd: \$25 gift certificate to the Baker's Catalogue/kingarthurfLOUR.com
3rd: King Arthur Tote Bag

RULES

- Pre-entry determined by fair, sample entry form provided by King Arthur.
- Exhibitor must bring the opened bag of King Arthur Flour or submit a UPC label from the flour bag when he/she submits the entry.
- Contestant must follow the designated category.
 - For the junior/youth entry the recipe for Best Cookie - 5 Total, All Same
 - For the Adult entry the recipe for Best Cookie - 5 Total, All Same
- An entry form must accompany the entry
- Must provide a legible recipe, if applicable, with the entry**, preferably typed.
- All entries must be submitted on a disposable container for judging (**Bring (5) cookies and must arrive no later than 12:30 pm. E.S.T. at the Home & Garden Exhibit Hall with all required information).**
- Criteria:

Taste	50 Points
Overall Appearance + Creativity	25 Points
Texture	25 Points
TOTAL	100 Points
- Failure to follow the rules may result in disqualification.
- King Arthur Flour is not responsible for replacing lost or misplaced prizes or ribbons (including: gift cards).

MON. JULY 24

MONDAY, JULY 24, 2023

YOUTH TALENT CONTEST

8:00PM • FARM BUREAU COMMUNITY BUILDING

SUPERINTENDENT: Stephanie Parker, 270-863-2055 or email: sparker@bbtel.com to sign up.

RULES:

1. Entries must be emailed to sparker@bbtel.com and sent no later than July 17. Complete rules given at registration.
2. Act must not be over four minutes long.
3. Any type of clean talent admitted as follows: twirling, dancing, vocal, instrumental, pantomime, acrobat, comedy act, variety act. Can be single or group acts.
4. There will be three divisions: Division I – ages 9 and under, Division II – ages 10 through 14, Division III – ages 15 through 20.
5. Acts will be limited in each division.
6. The age limit is 20 years and under, and contestants must be a resident of Meade County. Contest is for amateurs only.
7. The winner in each division will receive a trophy. Second and third prize winners will receive ribbons. The overall champion will receive a trophy.
8. The overall champion will compete in the state contest at the Kentucky State Fair and must be between 13-20 years of age.
9. Any previous grand champion will not be eligible to enter.

**COMPLETE RULES WILL BE GIVEN
AT REGISTRATION**

**DEFINITION OF CATEGORIES FOR
STATE FAIR COMPETITION**

Vocal: Shall consist of a performance by a vocalist(s). An instrumental accompaniment by the performer or others is allowed, but must assume the pure character of an accompaniment. The test shall be whether the performance would stand alone if accompaniment was removed. No voice, voices, record or tape with vocal utterance may be used for accompaniment. This includes recorded live voices and voices that are produced and recorded synthetically (i.e. synthesizers or digitally sampled).

Instrumental Solo or Band: Shall consist of a solo instrumental performance without vocal utterance or a band. In instrumental solo, the only accompaniment allowed is a live or taped acoustical piano. If the instrument is piano, no accompaniment is allowed. In the use of electronic keyboard, the contestant must create all sound live.

Dance Solo and Ensemble Categories: Shall consist of a performance by a dancer or dancers. Accompanists are permitted, but must not assume visual importance. Acrobatics or gymnastics will be judged in another category. Vocal performance will not be judged.

Acrobatic/Gymnastic Solo or Group: Shall consist of a solo or group performance. At least one-third of the performance must be acrobatics or gymnastics, but no more than two-thirds should be acrobatic or gymnastic movements. This should be a choreographed performance.

Variety: Shall consist of a performance by one or more persons. This category is intended to provide a proper showcase for those acts not listed in any other category, ex.: ventriloquist, juggler, comedian. (A vocalist or vocal group accompanying themselves would not normally meet this test.) Assignment to this category is at the discretion of the State Fair. Performers who fit the description of another category may not appear in the Variety category.

Song and Dance: Shall consist of a performance by one or more persons including both song and dance. At least one-third of the performance must be song and at least one-third must be a style of dance. Performers who fit the description of another category may not appear in the Song and Dance category.

MON. JULY 24

MONDAY, JULY 24, 2023

DEMOLITION DERBY

7:30PM • MAIN ARENA

ALL PRIZE MONEY GUARANTEED!

Sponsored by Meade County Fair Board

SUPERINTENDENTS: Chuck Haynes, 270-828-5154 and Kevin Compton, 270-422-3186

PROMOTER: John Peck, 859-393-8693

Big Car Street Stock \$50 Entry Fee

1st. \$1,200 + Trophy (King of Meade County) **2nd.** \$500 + Trophy **3rd.** \$200 + Trophy **Maddog:** \$300 + Trophy

Lawn Mower Derby \$30 Entry Fee: Trophy

Kids Power Wheels \$10 Entry: All Kids Receive Trophy

ALL TOP DOG RULES APPLY!



\$8,000 CASH GIVEAWAY

10:00PM • MAIN ARENA

1st: \$5,000

2nd: \$1,000 • 3rd: \$1,000 • 4th: \$1,000

1. Money given away Monday, July 24, approximately 10 p.m. at the Meade County Fairgrounds. Winner **MUST** be present to win.
2. The winner will be determined in a random drawing conducted by the members of the Fair Board. By participating, entrants accept and agree to be bound by these rules, and the decision of the fair board members is final.
3. Must have matching ticket stub to win. No advance tickets. Winner will be called by name and number from the ticket stub. Tickets must be signed to be valid. One ticket per paid admission. Entrant must pay regular gate admission to receive ticket.
4. The Meade County Fair Board and members of their immediate household are ineligible.
5. Subject to all local, state and federal regulations. Taxes on prize are the responsibility of the winner.
6. The only ticket drop box available will be at the Meade County Fairgrounds on Monday, July 24, from 6 to 9:30 p.m.

MON. JULY 24

TUESDAY, JULY 25, 2023

SPECIAL NEEDS DAY

10:00AM - 1:00PM

SUPERINTENDENT: Amelia Ford, 270-945-0170

For all special needs participants and caregivers.

4-H/FFA SHEEP SHOW

4:30PM • LIVESTOCK BARN

All classes open to Meade County 4-H/FFA Members only

SUPERINTENDENTS: Angie Argabright, 270-668-4402, Dana Moore, 270-945-4035

Unless otherwise indicated all classes are: Market Lambs: Blue - \$10, Red - \$7, White - \$5.

RULES

1. All 4-H and FFA lambs must be on the fairgrounds and ready for weigh-in by 10:00 a.m., Tuesday, July 25, 2023.
2. Market Lamb classes will be broken down after final weigh-in.
3. This show is open to 4-H and FFA members engaged in the Meade County lamb project.
4. Exhibitors may enter purebred and grade ewe and wether lambs. Induced cryptorchids, short scrotum lambs and ram lambs may not be shown.
5. All lambs must be accompanied by a certificate of veterinary examination.
6. All lambs must be owned by member and tagged at earlier tag-in date.
7. Lambs will be shown by weight. Weight ranges **50 lbs.** or above.
8. Lambs must be docked and clean castrated, and the animal must be slick above the knee and hock (1/4 inch or less).
9. Bedding must be furnished by the exhibitor. NO Sawdust.
10. All lambs to be sold in the Meade County Fair 4-H/FFA Youth Auction must meet the Meade County Fair Youth Auction consignor regulations.
11. The local committee will exercise all reasonable precautions to prevent injuries or losses, but will not be responsible for mishaps, injuries, losses or deaths that may befall animals or people during this event.
12. Exhibitors are expected to treat their animals in a manner consistent with good animal husbandry and display proper sportsmanship at all times. Four on the floor is expected. Failure to comply may result in disqualification of exhibitor if recommended by the local show committee. Each local committee shall have the authority to interpret and enforce all rules.

Market Lamb Show

FFA Showmanship

Senior Showmanship

(Juniors, Seniors, & members under 22)

Banner

Junior Showmanship

(Freshmen & Sophomores)

Banner

4-H Showmanship

Senior Showmanship (14 to 18)

Intermediate Showmanship (12 to 13)

Junior Showmanship (9 to 11)

Banner

Banner

Banner

Showmanship Grand Showman

\$100

Showmanship Reserve Grand Champion

\$75

Contributed by: Outdoor Specialties & Doe Run Federal Credit Union

4-H Cloverbud Showmanship

Rosette

(5-8 Meade County Youth Only)

4-H/FFA Market Lamb Show

Market Lambs – Class broken after weigh-in.

Top five (5) overall

4-H/FFA Grand Champion Market Lamb

Banner + \$75

4-H/FFA Reserve Grand Champion Market Lamb

Banner + \$50

4-H/FFA 3rd Overall Market Lamb

Banner + \$25

4-H/FFA 4th Overall Market Lamb

Banner + \$15

4-H/FFA 5th Overall Market Lamb

Banner + \$10

Contributed by: Meade County Kids Academy

4-H/FFA Sheep Club Premier Exhibitor

Junior

\$10

Intermediate

\$10

Senior

\$10

Grand Champion Premier Exhibitor

\$25

Contributed by: Bruce & Angie Argabright

4-H/FFA Sheep Club Record Book Contest

Contributed by: Ray's Ford

Prize: 1st \$50; 2nd \$25; 3rd \$15, 4th \$10

1. All Meade County 4-H/FFA members who exhibit a market lamb are **required** to enter.
2. Record books must meet requirements specified by sheep club leader.
3. Final judging will take place early fall.

TUES. JULY 25

TUESDAY, JULY 25, 2023

OPEN SHEEP SHOW

FOLLOWING 4-H/FFA SHEEP SHOW CHECK-IN 3:30PM

ALL SHOWS IN LIVESTOCK BARN

SUPERINTENDENTS: Angie Argabright, 270-668-4402 and Dana Moore, 270-945-4035

PREMIUMS: First - \$12, Second - \$10, Third - \$8, Fourth - \$5 and Fifth - \$5.

RULES

1. Health papers are required.
2. Animals must be on the grounds by 3:30 p.m. July 25, 2023.
3. The Meade County Fair Board will not be responsible for loss of animals or equipment in case of fire, theft or any other reason.
4. Exhibitors must pay admission to the grounds.
5. Exhibitors are required to clean up stall and shearing areas. A \$50 fee will be charged for unclean stalls.
6. Bedding must be furnished by the exhibitor, NO Sawdust.
7. All first and second place class winners must be lead into ring to compete.

MARKET LAMB SHOW

Novice Showmanship Champion

Banner

Novice Grand Champion

Banner

Contributed by: Dana Moore and Angie Argabright

Market Lamb Show

Market Lambs – Class broken after weigh-in

Grand Champion Market Lamb

\$75 & Rosette

Contributed by: Family Focused Healthcare - River Ridge

Reserve Grand Champion Market Lamb

\$50 & Rosette

Contributed by: Bruce and Angie Argabright

Banner Contributed by: Bruce and Angie Argabright

BREEDING LAMB SHOW

PREMIUMS: Lightweight: First - \$12, Second - \$10, Third - \$8, Fourth - \$5 and Fifth - \$5.

Heavyweight: First - \$12, Second - \$10, Third - \$8, Fourth - \$5 and Fifth - \$5.

1. Breeding sheep classes are open.
2. Each exhibitor may show one lamb in the class.
3. Ewes exhibiting in the Breeding Sheep division CAN NOT be shown in the Market Lamb Show.
4. Breeding sheep will be divided into weight classes after weigh-in.
5. An Overall Grand Champion will be selected from the weight divisions.

Grand Champion Breeding Ewe

\$75 & Banner

Reserve Grand Champion Breeding Ewe

\$25 & Banner

Contributed by: Meade County Kids Academy

Banner Contributed by: Bruce and Angie Argabright

TUES. JULY 25

TUESDAY, JULY 25, 2023

4-H/FFA GOAT SHOW

FOLLOWING 4-H/FFA SHEEP SHOW • LIVESTOCK ARENA

All classes open to Meade county 4-H/FFA Members only.

SUPERINTENDENT: Stephanie Lee, 270-668-9323

PREMIUMS: Blue - \$10, Red - \$7, White - \$5

RULES

1. Exhibitors must abide by the general rules for the fair and livestock.
2. All 4-H and FFA Goats must be on the fairgrounds by 10:00 am, Tuesday, July 25, 2023, and ready for weigh-in at 11:00 am.
3. Goats must be stalled in showbarn (not on trailer) by 11:00am day of show.
4. This show is open to 4-H and FFA members engaged in the Meade County goat project.
5. Animals must have an approved health certificate. Any OBVIOUSLY UNHEALTHY animal may result in the entire herd's disqualification from the show, subject to the ruling of the show committee and/or the official veterinarians.
6. Goats shown must be tipped to at least 1/2 inch or disbudded, regardless of child's age.
7. Age of animals will be computed from July 25, 2023.
8. Goats will be shown by weight. **Weight ranges 35 lbs. or above.**
9. Entries in the Market Goat and Commercial Doe Division must still have their milk teeth.
10. Show management reserves the right to cancel, combine or split classes as necessary.
11. Exhibitors are responsible for bringing their own feed/water buckets.
12. Females cannot be entered in both breeding and marketing classes.
13. Goats shown in showmanship must be tagged in the person's name that is showing unless they are a Cloverbud.
14. The local committee will exercise all reasonable precautions to prevent injuries or losses, but will not be responsible for mishaps, injuries, losses or deaths.
15. Exhibitors are expected to treat their animals in a manner consistent with good animal husbandry and display proper sportsmanship at all times. Four on the floor is expected. Failure to comply may result in disqualification of exhibitor if recommended by the local show committee. Each local committee shall have the authority to interpret and enforce all rules.

MARKET GOAT SHOW

4-H/FFA Showmanship

FFA Showmanship

Senior Showmanship (Juniors, Senior)	Banner
Junior Showmanship (Freshmen and Sophomores)	Banner

4-H Showmanship

Senior Showmanship (14 to 19)	Banner
Intermediate Showmanship (12-13)	Banner
Junior Showmanship (9-11)	Banner

4-H/FFA Grand Showman

\$25

Contributed by: Dean Lee, CFM

4-H/FFA Reserve Grand Showman

4-H Cloverbud Showmanship (5-8 Meade County Youth Only)	Rosette
--	---------

4-H/FFA Market Wether or Doe

1. Lightweight 2. Middleweight 3. Heavyweight
Top Five (5) overall Banner
4-H/FFA Grand Champion Market Goat Banner/\$100
Contributed by: Meade County Bank
4-H/FFA Reserve Grand Champion Market Goat Banner/\$50
Contributed by: Meade-Breck Goat Producers

4-H/FFA Goat Club Premier Exhibitor

Junior	\$10
Intermediate	\$10
Senior	\$10
Grand Champion Premier Exhibitor	\$25

Contributed by: Meade-Breck Goat Producers

4-H/FFA Goat Club Record Book Contest

Prize: 1st - \$25, 2nd - \$15, 3rd - \$10

Contributed by: Dean Lee, CFM

1. All Meade County 4-H/FFA members who exhibit a market goat are **required** to enter.
2. Record books must meet requirements specified by goat club leader.
3. Final judging will take place in early fall.

TUES. JULY 25

TUESDAY, JULY 25, 2023

OPEN BREEDING GOAT SHOW

FOLLOWING 4-H/FFA MEAT GOAT SHOW • LIVESTOCK ARENA

SUPERINTENDENTS: Stephanie Lee, 270-668-9323; Alicia Lee, 270-668-2015

PREMIUMS: First \$12, Second \$10, Third \$8, Fourth \$5, Fifth \$5

RULES

1. Full-blood purebred and percentage animals, but registration papers must be presented upon arrival at the show for verification.
2. Breeding animals for the open show can be brought in between noon and 3 p.m., commercial does & market and goats will be weighed in between 1 p.m. and 3 p.m. No late entries.
3. Show will start once 4-H/FFA Market show is over.
4. If animal is shown in the youth market class it CANNOT be shown in the open class.
5. Exhibitors must abide by the general rules for the fair and livestock.
6. Animals must have an approved health certificate. Any OBVIOUSLY UNHEALTHY animal may result in the entire herd's disqualification, subject to the ruling of the show committee and/or the official veterinarians.
7. **Show management reserves the right to cancel, combine, or split classes as necessary.**
8. Exhibitors are responsible for bringing their own feed/water buckets.
9. The local committee will exercise all reasonable precautions to prevent injuries or losses, but will not be responsible for mishaps, injuries, losses or deaths during this event.
10. Exhibitors are expected to treat their goats in a manner consistent with good animal husbandry. Failure to comply may result in disqualification of exhibitor if recommended by the local show committee. Each local committee shall have the authority to interpret and enforce all rules.
11. **Registration papers must be presented when entering full-blood/purebred classes. All full-blood purebred and percentage goats must be registered in the name of the exhibitor only.** Animals registered in farm names or anyone else's name will not be accepted. The original registration certificate is required for all animals 6 months of age or older. All Boer goats must be registered with an approved Boer goat association. Animals that are under 6 months and are entered on pending applications must show proof that the application has been submitted to the approved Boer goat association for processing. These must be shown to the show secretary at check in. No copies of the registered or stamped applications will be accepted. Faxed copies will be accepted.

Market Goat Class - Classes to be broken after weigh-in

Commercial Doe Class - Classes to be broken after weigh-in

OPEN DAIRY

PERCENTAGE FEMALE CLASS

1. 0-under 3 months
2. 3 months to under 6 months
3. 6 months to under 9 months
4. 9 months to under 12 months

Junior Grand Champion / Junior Reserve Champion

5. 12 months to under 16 months
6. 16 months to under 20 months
7. 20 months to under 24 months

Yearling Grand Champion / Yearling Reserve Champion

8. 24 months to under 36 months
9. 36 months to 48 months

Senior Grand Champion / Senior Reserve Champion

Overall Grand Champion and Reserve Champion Percentage Does

FULL-BLOOD/ PUREBRED FEMALES

10. 0 to under 3 months
11. 3 months to under 6 months
12. 6 months to under 9 months
13. 9 months to under 12 months

Junior Grand Champion / Junior Reserve Champion

14. 12 months to under 16 months
15. 16 months to under 20 months
16. 20 months to under 24 months

Yearling Grand Champion / Yearling Reserve Champion

17. 24 months to under 36 months
18. 36 months to 48 months

Senior Grand Champion / Senior Reserve Champion

Overall Champion and Reserve Champion FB/PB Does

FULL-BLOOD/PUREBRED BUCKS

19. 0 to under 3 months
20. 3 months to under 6 months
21. 6 months to under 9 months
22. 9 months to under 12 months

Junior Grand Champion / Junior Reserve Champion

23. 12 months to under 16 months
24. 16 months to under 20 months
25. 20 months to under 24 months

Yearling Grand Champion / Yearling Reserve Champion

26. 24 months to under 36 months
27. 36 months to 48 months

Senior Grand Champion / Senior Reserve Champion

Overall Grand Champion and Reserve Champion FB/PB Bucks

TUES. JULY 25

TUESDAY, JULY 25, 2023

PEEWEE MISS PAGEANT

4:00PM • FARM BUREAU COMMUNITY BUILDING

Deadline for entry is July 20.

*A text or email will be sent to you confirming your registration after entry fee and registration is received. Form and entry fee **MUST** be turned in to Pam Medley no later than July 20th, in order for the contestant to be registered. **NO entries will be accepted after this date.***

PAGEANT DIRECTOR: Pam Medley, 270-668-9714

PRIZES: Winner – Crown, flowers and plaque; First runner-up – Flowers and plaque;
Second runner-up – Flowers and plaque. Third runner up – Flowers and plaque.

RULES

1. Must be a resident of Meade County for at least one year.
2. Must have reached 2nd birthday and cannot have reached their 3rd birthday by date of the pageant.
3. Contestants must be prepared to show a birth certificate if questioned.
4. Contestants will be judged on beauty, personality and grooming (a pageant dress is NOT required but can be worn).
5. Contestants will only compete in dress attire (no interviews).
6. Each contestant must obtain a \$15 sponsor fee to enter, Made payable to: MEADE CO. FAIR
7. All registered contestants must arrive at the Farm Bureau Bldg. no later than 3:15 on July 25th, to pick up their number, order pictures if they desire, and practice walking across stage, if they so desire, before the start of the pageant.
8. The stage will be in a "7" shape and have three X's. Contestants will stop at each X and look at the judges and then go off at the end of the runway.
9. Everyone must pay for a regular fair admission at the gate.

2022 RESULTS: PeeWee Miss: **Kayleigh Rodriguez**

First Runner Up: Kenzie Hazelwood Second Runner Up: Ava Cucino Third Runner Up: Charlotte Phillips

PRECIOUS MISS PAGEANT

4:30PM • FARM BUREAU COMMUNITY BUILDING

Deadline for entry is July 20.

*A text or email will be sent to you confirming your registration after entry fee and registration is received. Form and entry fee **MUST** be turned in to Pam Medley no later than July 20th, in order for the contestant to be registered. **NO entries will be accepted after this date.***

PAGEANT DIRECTOR: Pam Medley, 270-668-9714

PRIZES: Winner – Crown, flowers and plaque; First runner-up – Flowers and plaque;
Second runner-up – Flowers and plaque; Third runner up – Flowers and plaque.

RULES

1. Must be a resident of Meade County for at least one year.
2. Must have reached 3rd birthday and cannot have reached their 5th birthday by date of the pageant.
3. Contestants must be prepared to show a birth certificate if questioned.
4. Contestants will be judged on beauty, personality and grooming (a pageant dress is NOT required but can be worn).
5. Contestants will only compete in dress attire (no interviews).
6. Each contestant must obtain a \$15 sponsor fee to enter, Made payable to: MEADE CO. FAIR
7. All registered contestants must arrive at the Farm Bureau Bldg. no later than 3:15 on July 25th, to pick up their number, order pictures if they desire, and practice walking across stage, if they so desire, before the start of the pageant.
8. The stage will be in a "7" shape and have three X's. Contestants will stop at each X and look at the judges and then go off at the end of the runway.
9. Everyone must pay for a regular fair admission at the gate.

2022 RESULTS: Precious Miss: **Prestyn Stewart**

First Runner Up: Alanina Richardson Second Runner Up: Everlee Reesor Third Runner Up: Brynn Haukom

TUES. JULY 25

PEE WEE & PRECIOUS MISS ENTRY FORM

Fill out this Emcee sheet below exactly as you want the Emcee to introduce and tell about you.
(Detach and mail with entry fee to: Pam Medley 730 Colman Road, Vine Grove, KY 40175)

☐ PEEWEE MISS PAGEANT

☐ PRECIOUS MISS PAGEANT

FULL NAME: _____

ADDRESS: _____

PHONE: _____ BIRTHDATE: _____ AGE: _____

PARENTS: _____

EMAIL: _____

FAVORITE FOOD: _____

HOBBIES/ACTIVITIES: _____

FAVORITE TV SHOW: _____

SPONSOR(S): _____

TUESDAY, JULY 25, 2023

ROOK TOURNAMENT

6:00PM • FARM BUREAU COMMUNITY BUILDING

SUPERINTENDENT: Don McMahan 270-828-4140

ENTRY FEE: \$20 and a new deck of cards

PRIZES: Double elimination, 95% payback guaranteed – 1st, 60%, 2nd, 25%, 3rd, 10%, 4th, 5%.

LIMITED TO THE FIRST 32 TEAMS

RULES

1. Deck consists of 40 cards – 5 through 14.
2. Nine cards are dealt to each player with the last four cards face down in nest. Dealer must offer a cut before dealing.
3. The highest bid is 100; lowest bid is 65. Dealer must take the bid at 65 if no other player bids.
4. Highest bidder must call his trump color before looking at the nest.
5. Bidder must hold all count cards (5, 10, 14) in his hand. If unable to discard without discarding a count card, the PENALTY is 100 points up for the opposing team and 100 points down for the bidder.
6. Bidder must turn four discards down when ready to play unless discarding trumps which must be turned face up. PENALTY is automatic set: opponents get what they make.
7. In the event of a misdeal, (dealing too many cards to any one player and after any player has looked at his cards), the dealer must deal again. No redeal due to the value of the cards.
8. The player sitting to the left of the bidder makes the first lead.
9. In the event of a player reneging (not following suit when he does have a card of the color led) if the play can be straightened out before the next play with no harm to either side, no penalty applies.
10. If either team reneges, the PENALTY is 100 points up for the opposing team and 100 points back for the team that reneged.
11. All tricks should be stacked separately; therefore, if either team is accused of reneging, the cards played to that point are set aside (no looking at this time). The hand is played out. The cards in question are taken off the stack one trick at a time and looked at by all players concerned. If a renege did occur, the penalty in # 10 applies.
12. Cheating in any form – bidding out of turn, signals, bottom dealing, talking (that's my trick, throw on, etc.) or anything to harm the opponents, PENALTY is loss of game.
13. If both teams reach 300 or more in the same hand, the bidding team wins.
14. No looking at caught tricks after the first card of the next play is made.
15. No person other than the four players at the table may touch the cards.
16. Playing out of turn by showing one's cards (ex. your partner catches a trick, but his or her partner leads or a player thinks he has the rest of the tricks and throws his cards down on the table). PENALTY: Loss of 100 points, opponents up 100.
17. When playing with a color and bid number board, the bid is to be made by pointing to the bid amount with the bidder's finger, not the color block. Color blocks are not to be touched until the bidder calls his trumps.
18. Teams, win or lose, must change tables after each game.

--BRING NEW DECK OF CARDS--

CONTRIBUTORS

Adkisson Overhead Door • Bim's Trucking and Ready Mix

TUES. JULY 25

TUESDAY, JULY 25, 2023

KOI DRAG RACING

7:00PM • HORSE ARENA

SUPERINTENDENTS: Quinten Dodson, 270-945-2208

Eliminations: 7 p.m. with registration and practice starting 2 hours prior (track permitting)

FB: KOI Drag Racing • www.koidrageracing.com • 859-576-7380, 859-351-9417

Day of event call Quinten Dodson: 270-945-2208.

Classes are **\$10 entry fee**, with 100% payback.

Diesel classes are **\$20 entry fee**, with 100% payback

Kids Classes, Quads, Dirt Bikes

Modified Classes, Open Classes,

SXS Classes

Diesel, Gas

2-Wheel Drive, 4-Wheel Drive

Buggies, Semis

MEADE COUNTY FAIR PRESENTS BATTLE OF THE BLUEGRASS PULLING SERIES

7:30PM • MAIN ARENA



SUPERINTENDENTS:

Jason Allen, 270-668-3017

Kevin Mills, 270-945-4533

Fred L. Sipes, 270-668-2783

Day of Pull: 270-422-2000



CLASSES:

Light Limited Super Stocks Tractors

Hot Farm Tractors

Light Limited Pro Stock Tractors

Pro-Stock 4WD Trucks

Diesel Trucks 4x4

CONTRIBUTORS:

Stonegate Realty

Ray's Ford • Rivertown Spirits

Save-Rite Pharmacy • Dowell's Hardware

Compression Fabrication Machine

C&S Pumping • Smith Auto

EQUIPMENT PROVIDED BY:

Boyd Caterpillar • Hobdy-Dye-Read, Hardinsburg

Wright Implement Co. Hardinsburg

Jacobi Sales Inc. of Elizabethtown and Palmyra

Rent an Emmert • Lincoln Trail Powers of Past Club

Phillips Brothers Construction - Larry Phillips

Caster Mow'n Service • Ford Lawn Service

F.L. Sipes Farms • United Rentals

Trophies sponsored by the Sipes family: Fred L. Sipes and Melinda Banks

Scales will open for weigh-in at 4:30PM • Tech man's decision will be final.

Laser measurements by Smith Engineering & Land Surveys

TUES. JULY 25

WEDNESDAY, JULY 26, 2023

4-H/FFA BEEF SHOW

9:00AM • LIVESTOCK ARENA

All classes open to Meade County 4-H/FFA Members only

SUPERINTENDENT: Laura Gayle Stith 270-668-4996

Unless otherwise indicated all classes are: Blue \$15, Red \$10, White \$7

RULES

1. Using coloring agents to alter the natural color of an animal is not allowed.
2. Market Beef animals must be owned by exhibitor, be 100% beef blood, weigh a minimum of 900 lbs. and a maximum of 1450 lbs. at fair time and must be tagged at official validation site by the initial weigh-in date. If any Market Beef animal is over/under the weight limits, that Market Beef animal will be disqualified from the youth auction but not from showing.
3. Market Heifers and Market Steers will show in the same weight classes.
4. All 4-H/FFA beef must be on the fairgrounds by 1:00 p.m., Tuesday, July 25, 2023, and ready for weigh-in at 2:00 p.m.
5. Bedding for animals will be baled straw or bagged bedding, **NO** sawdust allowed. You will be responsible for cleaning up your animals' bedding. All bedding must be removed after the sale. If you do not clean your pen, you will be assessed a \$50.00 fee per tie that will be deducted from your auction proceeds.
6. The local committee will exercise all reasonable precautions to prevent injuries or losses but will not be responsible for mishaps, injuries, losses or deaths that may befall animals or people during this event.
7. Exhibitors are expected to treat their animals in a manner consistent with good animal husbandry and display proper sportsmanship at all times. Failure to comply may result in disqualification of exhibitor if so recommended by the local show committee. Each local committee shall have the authority to interpret and enforce all rules.
8. Announcements made day of the show overrides fair catalog.

4-H/FFA Showmanship Classes

1. FFA Showmanship (Freshmen & Sophomores) \$25/Banner
2. FFA Showmanship (Juniors & Seniors) \$25/Banner
3. 4-H Junior Showmanship, age 9-11 \$25/Banner
4. 4-H Intermediate Showmanship, age 12-13 \$25/Banner
5. 4-H Senior Showmanship, age 14-19 \$25/Banner

Contributed by: Don Hayes Angus Farm and Meade Stock Farm

6. Grand FFA Showman \$50

Contributed by: Dennis Farmer in memory of Harry Mills

7. Grand 4-H Showman \$50

Contributed by: Dennis Farmer in memory of Harry Mills

8. Supreme 4-H/FFA Showman \$100

Contributed by: Dennis Farmer in memory of Harry Mills

4-H/FFA Market Beef Classes

1. Lightweight
2. Middleweight
3. Heavyweight

Top Five (5) Overall Banner

- 4-H/FFA Grand Champion Market Beef \$70/Banner

Contributed by: Jamie & Jean Barger, Barger Farms

- 4-H/FFA Reserve Grand Champion Market Beef \$30/Banner

Contributed by: Jamie & Jean Barger, Barger Farms

1. Best Meade County Market Beef \$200 Cash / Banner

(1/2 to Champion, remainder divided to other entries)

Contributed by: Judy D. Jackson, Chad & Lucy Vessels

4-H/FFA Premier Exhibitor

- | | |
|----------------------------|------|
| Junior | \$10 |
| Intermediate | \$10 |
| Senior | \$10 |
| Champion Premier Exhibitor | \$25 |

Contributed by: Laura Stith

4-H/FFA Beef Herdsman Award Plaque

Judging will take place Tuesday evening (TBD)

Contributed by: Laura Stith

4-H/FFA Beef Club Record Book Contest

Prize: First \$50, Second \$25, Third \$10

Contributed by: Meade County Cattlemen's Association

1. All Meade County 4-H/FFA members who exhibited a market beef in the beef show are **REQUIRED** to enter.
2. Record Books must meet requirements specified by beef club leaders.
3. Final judging will take place in early fall.

WED. JULY 26

WEDNESDAY, JULY 26, 2023

4-H/FFA BEEF BREEDING STOCK SHOW

IMMEDIATELY FOLLOWING MARKET BEEF SHOW

All classes open to Meade County 4-H/FFA Members only

SUPERINTENDENT: Laura Gayle Stith 270-668-4996

Unless otherwise indicated all classes are: Blue \$15, Red \$10, White \$7

BREEDING STOCK SHOW

Breed classes are: Commercial, Angus, Hereford, Shorthorn, %AOB and AOB Divisions

All breed champions will compete for Grand and Reserve Grand Champion

- | | | |
|-----------------------|---------------------------------|----------------------------|
| 1. Junior Heifer Calf | 4. Late Summer Yearling Heifer | 7. Junior Yearling Heifers |
| 2. Winter Heifer Calf | 5. Early Summer Yearling Heifer | 8. Senior Yearling Heifers |
| 3. Senior Heifer Calf | 6. Spring Yearling Heifers | |

Champion Heifer

(all first place winners must be led into ring to compete)

Rosette

Reserve Champion Heifer

(all first place winners and second place in class that produced champion)

Rosette

Grand Champion Heifer

Contributed by: Meade County Bank

Trophy & \$100 Cash

Reserve Grand Champion Heifer

Contributed by: Meade County Bank

Trophy & \$50 Cash

Champion Meade County Bred and Owned Heifer

Contributed by: Mills Triple A Angus, Meade Stock Farm, Stith's Big D Angus and Oak Ridge Angus, Kenny & Becky Haught

\$100 Cash

Reserve Champion Meade County Bred and Owned Heifer

Contributed by: Mills Triple A Angus, Meade Stock Farm, Stith's Big D Angus and Oak Ridge Angus, Kenny & Becky Haught

\$75 Cash

- | | | | |
|--|----------------|---------------------------|------------------------|
| 9. Cow-Calf Pair | Trophy/Rosette | 12. Summer Yearling Bulls | 15. Two Year Old Bulls |
| (Cow at any age with nursing calf at side) | | 13. Junior Yearling Bulls | 16. Other Age Bulls |
| 10. Junior Bull Calves | | 14. Senior Yearling Bulls | |
| 11. Senior Bull Calves | | | |

Grand Champion Bull

(all first place winners must be led into ring to compete)

Trophy/Rosette

Champion Bred & Owned Bull

(must be bred, born and owned by exhibitor)

Rosette

Reserve Grand Champion Bull

(all first place class winners and second place in class that produced Grand Champion Bull)

Rosette

Reserve Champion Bred & Owned Bull

Rosette

OPEN BEEF MARKET STEER / MARKET HEIFER SHOW

IMMEDIATELY FOLLOWING YOUTH SHOW

PRIZE MONEY: First place, \$25; Second place, \$17; Third place, \$12;
Fourth place, \$10; Fifth place, \$7.

Champion will receive trophy and rosette; Reserve Champion will receive rosette.

MARKET HEIFER/STEER DIVISION:

Steers must be weighed upon arrival at the fairgrounds to see which class they will be entered in.

1. Heifer/Steers - Lightweight
2. Heifer/Steers - Mediumweight
3. Heifer/Steers - Heavyweight
4. Champion Market Animal Trophy & Rosette \$50
(All first place winners in classes.)
5. Reserve Champion Market Animal Rosette \$25
(All first place class winners and second place winner in class that produced Champion Steer.)

WED. JULY 26

WEDNESDAY, JULY 26, 2023

MEADE COUNTY FARM BUREAU DAY

Anyone who pays General Admission fee gets \$1.00 off.

Compliments of Meade County Farm Bureau.

ATHLETIC EVENTS

NOON • HORSE ARENA

SUPERINTENDENT: Gery Whelan

PRIZES: First place, \$3; Second place, \$2; Third place, \$1

AGE GROUPS: Age groups and events are subject to change.

Boy-Girl Division:

Ages 6 and under: 35-yard dash; 3-legged race; basketball shooting; softball throw

Ages 7-10: 50-yard dash; 3-legged race; basketball shooting; softball throw

Ages 11-13: 50-yard dash; 3-legged race; basketball shooting; softball throw

Ages 14-21: 75-yard dash; 3-legged race; basketball shooting; softball throw

Ages 22 and over: 75-yard dash; 3-legged race; basketball shooting; softball throw

Contributor: Monument Chemical

MEADE COUNTY FAIR 4-H/FFA ROUND ROBIN SHOWMANSHIP COMPETITION

1:00PM • LIVESTOCK ARENA

SUPERINTENDENT: Laura Stith 270-668-4996

2022 WINNER: John Banks

SHOW ORDER: Cattle, Swine, Sheep, Goats

Round Robin Champion Showman

Contributed by: Butler Farms in Memory of Brian Butler

Buckle & Banner

RULES

- 1) The overall champion showman of each species will compete for the Round Robin Competition at the Meade County Fair.
- 2) Exhibitors will be required to show all species in the Round Robin Competition.
- 3) The judge will score each showman using .25 point increments between zero (0) and ten (10) in each species.
The winner will be announced at the auction.
- 4) In the event of a tie, the champion will be determined as follows:
The showmen tied will have the score from their representative species that they received in the Round Robin Competition removed from their overall Round Robin Competition score. The one with the highest remaining point total will be declared the Round Robin Champion Showman.
- 5) In the event a showman is the overall champion showman in multiple species, they will choose which species they will represent in the Round Robin Competition. The reserve champion from species the individual chose not to represent will then be that species representative in the Round Robin Competition.
- 6) An exhibitor may only win the Round Robin Award one time per his/her career.
- 7) The exhibitor may only show their species they represent. In the event they have multiple species, they CANNOT show that animal species upon entering the contest.

WED. JULY 26

WEDNESDAY, JULY 26, 2023

4-H/FFA YOUTH AUCTION

5:00PM • LIVESTOCK ARENA

YOUTH AUCTION COMMITTEE: Kenny Haught, Doug Banks, Fred L. Sipes, Laura Stith, Stephanie Lee, Angie Argabright, Dana Moore and Patrick Hobbs

ADVISORS: David Pace, Deana K. Reed, Noel Pack and Andy Mills

YOUTH AUCTION SUPERINTENDENT: Christy Pike

CONSIGNOR REGULATIONS

1. Market animals must be owned by the 4-H or FFA member and tagged with RFID tag. In the event of a lost tag, exhibitor must contact their FFA Advisor or Extension Office to receive instructions on re-tagging.
2. 4-H and FFA members can only sell through their senior year in high school. Each 4-H or FFA member can only sell one market animal per year.

3. Market animals must meet weight requirements as listed below upon arrival at the Meade County Fair
Swine - 200-285 lbs., Market Beef - 900-1450 lbs., Lambs - 50 lbs. min., Goats - 35 lbs. min.

4. Market animals must be on the fairgrounds at the specified times and remain on the fairgrounds until conclusion of the youth auction.

Swine - Mon., July 24 on grounds by 8 a.m.

Weigh-in - 9 a.m.

Lambs - Tues., July 25 on grounds by 10 a.m.

Weigh-in - 10 a.m.

Goats - Tues., July 25 on grounds by 10 a.m.

Weigh-in - 11 a.m.

Market Beef - Tues., July 25 on grounds by 1 p.m.

Weigh-in - 2 p.m.

5. The Grand Champion and Reserve Grand Champion animals will be required to be displayed within one hour after the completion of the show. **(Optional-On Monday evening, the Champion/Reserve Champion hogs can remain in the livestock facility but must be in Champion pens by 6:00 p.m. Tuesday evening).**

All Champion animals leaving the fairgrounds must be in their respective pens between 6:00 p.m. - 11:00 p.m. They must stay in their respective Grand Champion and Reserve Grand Champion pens during this time (except for daily animal care) or forfeit their championship, banners, auction money and premiums. All Champion animals must be provided with feed and water daily by the exhibitor.

6. If an exhibitor is in **BOTH** 4-H and FFA, he/she must show in the program area (**FFA/4-H**) that is identified at the tagging (ex. if your form is signed by an FFA advisor, you show FFA).

7. Each market animal that sells must show in its respective show. Example: market hogs must show in market hog show, etc.

8. Each market animal will have a base selling price relative to its weight, and the price of the market animal at a stockyard on July 26, 2023. A representative from the stockyard will determine all base prices. The Auction Committee does not guarantee any reimbursement or responsibility of the base price.

9. Sale order will be as follows: 1st-Grand Champion, 2nd-Reserve Grand Champion, remaining market animals will draw for sale order. A selling fee will be charged to help pay for advertising. The fees are as follows: Swine 3%, Lambs 5%, Beef 2%, Goats 5%.

10. Show superintendents are responsible for overseeing the loading of market animal after the sale.

11. There will be a \$50.00 charge **per pen/tie** to anyone leaving an unclean stall area. This will be deducted from the individual's auction proceeds.

12. Any disputes or final decisions concerning the sale will be addressed and settled by the Meade County Fair 4-H/FFA Youth Auction Committee.

13. Auction check must be cashed by December 31, 2023, or it will be forfeited back to the Meade County Fair 4H/FFA Youth Auction Committee account.

THERE IS NO GUARANTEE ALL ANIMALS WILL BE SOLD.

WED. JULY 26

4-H/FFA YOUTH AUCTION

BUYER REGULATIONS

1. The sale is open to the public.
2. Market animals will sell by the pound as printed on sale bill. Each market animal will have a base or minimum starting bid.
3. Grand Champion of each species will be sold to highest bidder. Sale price of all other market animals shall not exceed price given for their respective Grand Champion. In the event the Grand Champion does not sell, the Reserve Grand Champion will set the ceiling price.
4. Grand and Reserve Grand Champion animals will be placed on display within one hour after completion of the show and will remain on the Fairgrounds daily between 6:00 pm – 11:00 pm. **(Optional-On Monday evening, the Champion/Reserve Champion hogs can remain in the livestock facility but must be in Champion pens by 6:00 pm Tuesday evening).**
5. All market animals will be grain fed and ready for slaughter.
6. Buyer will be required to sign purchase acknowledgment for each animal purchased.
7. Any announcement made from the auction box on sale date will take precedence over material printed in the catalog.
8. There will be a registration table located outside the auction barn next to the auction trailer.
9. If you are participating in a group purchase and know ahead of time, to help with book keeping, please pick up ONE buyer number before the auction listing your group.
10. **Consignor will retain ownership/possession of animal at the conclusion of the auction.**
11. Monetary donations will be split three ways – Meade County Fair 4-H/FFA Youth Auction Committee, FFA and 4-H Youth Development.
12. **Buyer will not take possession of animal** and will only be responsible for premium over market price.
13. Single buyers can pay night of auction. Multi-buyers will be billed.
14. **Make checks payable to: Meade County Fair 4-H/FFA Youth Auction.**
15. Any disputes or final decisions concerning the sale will be addressed and settled by the Meade County Fair 4-H/FFA Youth Auction Committee.

WEDNESDAY, JULY 26, 2023

BACK SEAT DRIVER CONTEST 6:00PM • MAIN ARENA

Register in arena at 5:30PM or call to preregister.
First 12 teams to sign up will compete. This contest will be postponed if raining or if the ring is muddy.

SUPERINTENDENTS: Fran Thompson, 270-828-8008; Karen Stull, 270-668-1762

RULES:

1. Team (age 18 or over) consists of a person to operate a golf cart and teammate to ride in the backseat of the golf cart giving verbal instructions.
2. All drivers will be blindfolded. Teams will travel through a course with time penalties for mishaps. Winners will be determined by best time overall.

TEXAS HOLD'EM 7:00PM-1:00AM • FARM BUREAU COMMUNITY BUILDING

Sponsored by: St. John the Apostle Church, #ORG0000416

For preregistration contact: John Beavin, 270-668-2734
or email: st.john.poker@gmail.com

PRIZES: Cash payouts to Top Ten and Commemorative Final Table t-shirt.

RULES OF PLAY:

We will use the **TDA (Tournament Directors Association)**.

Check in 5:00-6:30PM Tournament starts at 7:00PM sharp! Players pass the deal.

Winners: last person standing or at 1:00AM, a chip count will determine finishing order.

Original buy-in \$50, re-buy \$50 (for the first 4 rounds, 20 minutes rounds). Players will receive **5,000** in tournament chips for original buy-in, **5,000** for re-buys and **5,000** for an add-on. Add-on will cost \$30. Players can re-buy when chip count is 2,000 or below.

The one time add-on is only available during first break.

Seat position will be drawn at check-in.

Chips will be distributed at table, prior to tournament start time (7 p.m.).

Registration: Must be 18 years old, seats are limited to 200 entrants.

Prize pool: 60% of pot including all entries, re-buys, and add-ons.

Prize structure: First, 33%; Second, 19%; Third, 13%; Fourth, 8%; Fifth, 7%; Sixth, 6%; Seventh, 5%; Eighth, 4%; Ninth, 3%; Tenth, 2%.

WED. JULY 26

WEDNESDAY, JULY 26, 2023

MUD SLING

7:30PM • HORSE ARENA

Hall's Motorsports Presents Kentucky State Points Series Mud Race
For information call J.F., 859-983-5692 • James, 859-825-8539

TRUCK CLASSES:

Entry Fee:** 1 Run \$15 - 2 Runs \$25

4 & 6 Cylinder Class - \$85, \$60, \$35, \$20

Hot Stock Class - \$85, \$60, \$35, \$20

County & Surrounding Class - \$85, \$60, \$35, \$20

Street Stock Class - \$85, \$60, \$35, \$20

(** If less than 8 trucks, 100% payback)

TRUCK CLASSES:

Entry Fee - 1 Run \$20 - 2 Runs \$30

Pro Street Class - \$125, \$90, \$55, \$25

Super Stock Class - \$200, \$125, \$75, \$50

Pro Stock Class - \$275, \$200, \$100, \$60

Modified Class - \$325, \$225, \$125, \$75, \$50

ATV / UTV CLASSES:

ATV classes (for both 2WD and 4WD) \$15 Entry Fee

Kid's class \$10 Entry Fee trophies for 1st - 3rd places

Kids Class (1 Pass)

- 250cc. and Under
- 12 years of age and younger

4 Stroke 4wd (2 passes)

- 500cc. and up
- Four wheeler must be in 4wd.

4 Stroke 4wd (2 passes)

- 499cc. and Under
- Four wheeler must be in 4wd or Full Time 4wd

4 Stroke 2wd (2 passes)

- Must be Utility
- Must be in 2wd. (Has to have 4wd. Option)
- No Limit on CC.

2wd Utility (2 passes)

- Must be Full Time 2wd Utility w/ no 4wd Option
- Must be Utility (No Sport)

4 Stroke 2wd (2 passes)

- Must be Sport Four wheeler
- No limit on CC.
- No Nitrous (If the bottle is present, even if it's not hooked up, it is still not allowed)
- NO UTILITIES!

2 Stroke (2 passes)

- Must be a 2 Stroke Four wheeler

GENERAL RULES FOR ALL CLASSES-2023

No alcoholic beverages allowed. Participants must be licensed drivers. Driver's meeting will be held prior to start of races. Absolutely no passengers allowed. Track official decisions are final. Both general and safety rules apply. After the class has started, no hoods will be raised without a tech person present. Protest fee is \$100.

Drivers can only protest a truck in the class in which they have participated. Protesting will have to be done within ten (10) minutes after the class is completed. Track officials will determine the time the truck will be checked. Protest can only be made to the track official. At no time may drivers go to the truck or the driver being protested. Only the driver of the truck, the driver protesting, and the track official will be allowed at the time of protest re-teching. There will be no protest fee if official request to check your vehicle. You have to prove that you are legal. If you refuse, you will be banned for the rest of the year.

4 & 6 CYLINDER TRUCK CLASS

These are street legal trucks. Any size dot tires allowed (no cuts). Body, frame and drive must be of same make. Inside of tires must not exceed the body. Fender well trimming ok to allow for tires. No after market blocks or heads. Factory type suspension (lift kits & traction bars ok). No nitrous. No gutting. No turbos.

Can be a full-size truck. No tracking.

WED. JULY 26

MUD SLING CONTINUED

STREET STOCK AND COUNTY ONLY TRUCK CLASSES

These are strictly street stock classes. No race trucks allowed. No roller rockers or roller cams unless factory available for that model. Must have smooth idle. Must be able to pull eighteen (18) inches of vacuum at 1,000 rpm's. Vacuum will be checked randomly. Only dot tires allowed (no cut tires). Headers are ok but must be capped. Lift kits ok. Dual exhaust ok. Exhaust must come past cab. Aluminum intake ok. No double pumper carbs (carb. Maximum 650 cfm). Must have full body. No gutting or body swaps. Must have no less than factory number of springs. No traction bars of any kind are allowed. Truck must sit level or higher in rear. Must have factory transmission (no stall converters or trans brakes). Must have factory fuel pumps. All accessories must be in place (i.e. Fans, alternators, belts, etc.) Can have a floor or after market shifter. Must have factory ignition. No tracking.

HOT STOCK TRUCK CLASS

Dot tires no larger than 38". No cuts. No paddles. Must have driveshaft safety loops. Maximum of 477 cubic inches. No turbos. No nitrous. Race fuel ok. Performance cams ok. Must pull a minimum of 14" vacuum at 1100 rpm. No aftermarket heads or blocks. No aluminum heads. Maximum 770cfm carb. Dual line ok. No mechanical carb. Single carb only. Aftermarket fuel pump ok. Aftermarket ignition systems ok. Fuel tank displacement ok. Open headers ok. Race seats ok. Stahl converters ok. No transbrake. No rack & pinions. All drivetrain components in stock location (engine, transmission, etc.) Must have stock type suspension mounted in stock location and as designed on that particular frame. No traction bars. No ladder bars. No cal tracks. No floaters or anything related to these systems. No body swaps. Full body truck. No cutting or location altering of any kind to the body, firewalls, beds, etc. All body must be on truck. Tailgates and bumpers are optional. Must have lights. Dash must still be in truck. Leather or carpet can be removed from the floor of the cab of truck. Must have glass windows. No lexan. Driver must wear helmet and seat belt.

PRO STREET TRUCK CLASS

Dot only – maximum 40 inch tire. After market intake and/or headers ok. Body or suspension lifts ok. Needs to have a minimum of four (4) leaf springs. Traction bars are allowed but cannot be any longer than front of spring mount. No trans brakes. Hydraulic or solid flat tappet cams ok. No electric or air shifters. Mechanical secondary carbs ok. Racing fuel or pump gas only. No nitrous or alcohol mixes. After market ignition systems or rev limiters ok. Must pull 10" vacuum at/below 1200 rpm: to be checked at pvc or brake booster. No after market heads or blocks. No dominators: 850 cfm limit. Upright headers and roller cams are allowed. 518 Cubic inch limit. 1st - 3rd place trucks will be checked at random. Drive shaft loops recommended. No tracking.

SUPER STOCK TRUCK CLASS

This is a full-size truck class. Dot only – maximum 40 inch tire. Maximum 600 cubic inch limit. Single carb only. No nitrous, no alcohol, no tunnel rams with split dominators. Aluminum intakes ok. Sheet metal intakes allowed. No alcohol carbs. Stock tank in stock location or tank in the bed is ok. After market or aluminum heads ok. Absolutely no aluminum or cast iron hi-performance blocks. Factory body and frame. (I.E. Chevy must have chevy motor. Ford must have ford motor, etc.) Fender wells may be cut no more than three inches for tire clearance. Absolutely no gutting or altering in any form including firewall. No chain drives. Nets can be used in place of tailgates. All seats will be in place. You may have a race seat on the driver's side but you must also have a secure passenger seat. Engine and differential in stock location. Trans brakes ok. Stall converter ok. Must have three (3) working leaf springs. Traction bars and ladder bars ok. Sliders allowed. No floaters allowed. Relocation of rear shocks ok – not to exceed top of frame rail. Any oem front and rear differential and trans- mission allowed. Drive shaft loops required. No tracking.

PRO STOCK TRUCK CLASS

Any size cut tires. Dual carburetors or split dominators ok (no nitrous or alcohol). Any factory body allowed. Fiberglass body parts allowed. Gutting is allowed but must have bed sides. Wheels and tires will match up under the fender as far as length is concerned. Engine swaps are allowed. No aluminum blocks. Aluminum heads are ok. Sheet metal intake ok. Motor can be set back no more than twelve (12) inches from the center of the front axle to #1 spark plug. Up or down draft headers ok. Must have 6 point roll cage. Frame rails minimum dimensions of 2"x3" or any factory frame or frame rails. 3-Link front suspension ok. Four link suspension allowed. Coil over shocks allowed. Chain drives allowed. Tracking allowed.

MODIFIED TRUCK CLASS

Any size dot tires. Cut tires ok. Vera-trax ok. Any carburetor combination allowed. Fuel injection, nitrous, &/or alcohol ok. (No blowers). Any type frame, suspension, body, or engine allowed. The driver must be enclosed on all sides. Tracking allowed.

WED. JULY 26

WEDNESDAY, JULY 26, 2023

**BRANDENBURG
Kentucky**

MEADE COUNTY FAIRGROUNDS

**JULY
26TH**

FULL THROTTLE

— MONSTER TRUCKS —

7:30 PM • MAIN ARENA

**FEATURING
COUNTY MOUNTY,
BOOTLEGGER,
MONKEY BUSINESS
AND BUGZILLA**

WED. JULY 26

THURSDAY, JULY 27, 2023

OPEN POULTRY AND RABBIT SHOW

ENTER FROM 8:30AM TO NOON • LIVESTOCK ARENA

SUPERINTENDENTS:

Randall Hardesty, 270-496-4241; Bruce Hardesty, 270-945-8495; Brandy & Tobby Oaks, 270-945-6993

PICKUP ENTRIES: Thursday night, 8 - 9PM; Friday, 8 - 10AM

AWARDS: Trophies, Plaques, & Ribbons

RULES:

1. Chickens WILL BE TESTED by Dept. of Agriculture
2. All Rabbits & Poultry MUST be over 6 months of age
3. Cages will be provided for with food & water
4. Entries can be FOR SALE with sign on cage & contact info.
5. ***If hot weather, we recommend frozen water bottle put in cage.

CONTRIBUTORS:

Alec Stone: Alec Stone Law Office • Hardesty Farm, Payneville

OPEN POULTRY SHOW

Grand Champion Poultry • Reserve Champion Poultry

- | | |
|----------------------------------|---------------|
| 1. Mixed Breed Standard | 7. Rare Breed |
| 2. Mixed Breed Bantam | 8. Bantam |
| 3. Standard Pair (Hen & Rooster) | 9. Game Bird |
| 4. Bantam Pair (Hen & Rooster) | 10. Duck |
| 5. Standard Breed | 11. Quail |
| 6. African Silkie | 12. Pigeon |

OPEN RABBIT SHOW

Grand Champion Rabbit • Reserve Champion Rabbit

Small Rabbit	Regular Rabbit
Long Haired Rabbit	Large Rabbit
Lop Eared Rabbit	

REAL ROOSTER CROWING CONTEST

7:30 PM • BARN

1. \$5 ENTRY FEE; TROPHY & money to top winners.
2. Roosters must be entered in show to be eligible.

THUR. JULY 27

THURSDAY, JULY 27, 2023

MISS PRE-TEEN PAGEANT

5:30 PM • FARM BUREAU COMMUNITY BUILDING

Deadline for entry is July 10, 2023.

You must call ahead to register for this pageant. We will not accept any contestants after the deadline.

Entry fee for this pageant is \$35 (cash only).

PAGEANT DIRECTORS: Clarissa Lucas, 270-945-9694; Danielle Anderson, 270-547-8552

Forms can be picked up at WesBanco in Brandenburg.

PRIZES:

Winner – Crown, trophy and flowers, \$100 toward wardrobe for state pageant.

First runner-up – Trophy and flowers;

Second runner-up – Trophy and flowers;

Third runner-up – Trophy and flowers.

RULES

1. Contestants must be residents of Meade County no less than one year prior to the Meade County Fair.
2. Contestants must attend a Meade County School.
3. Contestants must have reached their 8th birthday by July 1, and cannot have reached their 13th birthday by Oct. 31.
4. Contestants will compete in personal interview and formal dress.
5. Contestants will be judged on beauty, poise, posture, personality, self-confidence and stage presentation.
6. Contestant must be a natural-born female.
7. The winner will represent Meade County in the Miss Pre-Teen Kentucky County Fair Pageant.
8. In the event the winner has not met the above stated rules, the first runner-up will then represent Meade County in the state pageant.

2022 RESULTS:

Miss Pre-Teen: Scarlett Reed

First Runner Up: Aliyah Medley

Second Runner Up: Cambell Hardy

Third Runner Up: Jaydee Wood

THUR. JULY 27

THURSDAY, JULY 27, 2023

MISS TEEN PAGEANT

7:00 PM • FARM BUREAU COMMUNITY BUILDING

Deadline for entry is July 10, 2023. You must call ahead to register for this pageant. Registrants will not be accepted if they do not call to register by the deadline.

Entry fee for this pageant is \$40 (CASH ONLY)

PAGEANT DIRECTORS: Clarissa Lucas, 270-945-9694; Danielle Anderson, 270-547-8552

Forms can be picked up at WesBanco in Brandenburg.

PRIZES:

Winner – Crown, trophy and flowers, \$150 cash toward wardrobe for state pageant.

First runner-up – \$100 cash, flowers and trophy;

Second runner-up – \$75 cash, flowers and trophy;

Third runner-up – \$50 cash, flowers and trophy;

Miss Congeniality – \$25 cash, flowers and trophy.

IN ORDER TO PARTICIPATE

1. A contestant must have reached her 13th birthday by July 1, and cannot have reached her 16th birthday by Oct. 31 of the year the local contest is held.
2. Contestants must be a resident of Meade County no less than one year prior to the Meade County Fair.
3. Contestants must be single. (Never married, never had a marriage annulled, and never had any children.)
4. Contestant must attend a Meade County School.
5. Contestants will compete in casual wear, personal interview and formal dress.
6. Judging will be based on poise, posture, beauty, general appearance and stage presentation.
7. Contestant must be a natural-born female.
8. A Miss Congeniality will be selected by the contestants.
9. The winner will represent Meade County in the Miss Teen Kentucky County Fair Pageant.
10. In the event the winner has not met the above stated rules, the first runner-up will represent Meade County in the state pageant.

2022 RESULTS:

Miss Teen: Leila Wardrip

First Runner Up: Cheyanne Hardesty

Second Runner Up: Logan Compton

Third Runner Up: Grayson Branaham

Miss Congeniality: Leila Wardrip

THUR. JULY 27

THURSDAY, JULY 27, 2023

WATERMELON EATING CONTEST

6:30PM • MAIN ARENA

SUPERINTENDENT: Emily Thompson, 502-609-4404

CONTRIBUTOR: Tim Curran

RULES:

1. NO HANDS
2. 15 adults (17 and above) and 15 youths (16 and under) entry limit.
3. Must be preregistered by July 28, at the Meade County Fair Office.
4. Winners will be determined by the event judges, and whoever eats the most watermelon in 2 minutes.

HORSE PULLING CONTEST

7:00PM • HORSE ARENA

SUPERINTENDENTS: Russ Fackler, 270-422-4080; J.W. Greenwell, 270-668-6903;
Todd Ray, 270-832-2751

All teams will be weighed at fairgrounds on same scale.

Start weighing at 2 p.m.

**Weights may be carried over from previous Bluegrass Horse Pull according to
Bluegrass Horse Pull Rules**

Split Overweight Horse Pull

Heavy Weight

1. \$300
2. \$200
3. \$200
4. \$200
5. \$200

Light Weight

1. \$300
2. \$200
3. \$200
4. \$200
5. \$200

NO ENTRY FEE! EVERYONE PAYS AT GATE.

Pull will be judged according to Bluegrass Horse Pull Rules.

Fairboard reserves the right to call off or postpone due to inclement weather.

JUDGE'S DECISION WILL BE FINAL.

THUR. JULY 27

THURSDAY, JULY 27, 2023

DEMOLITION DERBY

7:30PM • MAIN ARENA

ALL PRIZE MONEY GUARANTEED!

Sponsored by Meade County Fair Board

SUPERINTENDENTS: Chuck Haynes, 270-828-5154 and Kevin Compton, 270-422-3186

PROMOTER: John Peck 859-393-8693

Kids Power Wheels

\$10 Entry

All Kids Receive Trophy
Call to sign up and details on
POWER WHEELS!

Any Year Big Car Semi Stock/Motor Swap

\$50 Entry Fee

1st. \$1,500 + Trophy
(King of Meade County)
2nd. \$500 + Trophy
3rd. \$200 + Trophy
\$200 + Maddog Trophy

Mini Car Stock Street Chase

\$50 Entry Fee

1st. \$1,000 + Trophy
2nd. \$500 + Trophy
3rd. \$300 + Trophy
\$200 + 3' Maddog Trophy
(Bubba Thompson Award)

TOP DOG PROMOTIONS 2023 RULES

Big Car Semi Stock Motor Swap Class!

#TopDog Season Rules

NO 03 and ups at all!

**Big Car Semi Stock/Motor Swap Class - 1980-2002
(Unless show states any year)**

1. DO NOT PLAY GREY AREAS. YOU WILL BE LOADED UP!
2. All glass, chrome molding, hood latches, gas tanks, and rear seats must be removed before cars arrive at the fairgrounds. NO GLASS ALLOWED!
3. Stock type hood must be used. Hoods must be open for inspection. Hoods can be secured in 6 places. Wired ONLY! 3/4". All thread can be used in the front mount. 3" x 3" plate on hood NOT welded. No more than a 3" spacer in front mount which can be welded.
4. Seat belt, helmet and eye protection must always be worn.
5. Gas tanks must be relocated behind driver's seat, securely fastened and covered. Any visible leaking fuel will result in automatic disqualification. However, it cannot be bolted to strengthen the car. You CAN have a 28" gas tank protector, but it can't be made from anything larger than 2 1/2" x 2 1/2" square tubing! That means 1 piece of tubing across the back of tanks 28" wide. Yes, it can touch the sheet metal. Anything else larger will be cut out! It CANNOT be welded or bolted to the backseat area anywhere! NO FLAT PLATE or anything else may be used. This is more for safety than strength!
6. Radiators must stay in original location. They may be wired on all four corners. NO ADDED PROTECTORS that mount to the core support. Only thing you can use is the type that goes around radiator itself that's free floating and it's to be strapped in by ratchet straps. Radiator cage mounts follow the same guidelines! They have to be free floating and strapped by ratchet style straps. They cannot be mounted any other way!
7. You may run electric fan, after market gas and brake pedal. NO, it CANNOT be fastened to, or add strength to, anything. If it does, it's out! Pedal set ups can't be used as a wedge to the frame box!
8. Batteries must be moved to the passenger's side floorboard. The battery box cannot strengthen the car in any way. NO more than 2 batteries.
9. No welding on frames or body seams. This will be checked. No plated frames. Nothing can be added to the body or frame that isn't from the factory unless it is listed in these rules. DO NOT PAINT FRAMES!

**PLEASE FOLLOW THE RULES. IF YOU HAVE ANY
QUESTIONS CALL FOR CLARIFICATION OR YOU
WILL BE DISQUALIFIED!**

10. Cutting the ends off bumpers and fenders for clearance is permitted. 11. All cars must sit level within 5" with no car sitting lower than 16" from the bottom of the bumpers or higher than 21" from the bottom of the bumpers.
12. Sunroofs must be covered, no exceptions. Any type of fan must be covered.
13. Factory condensers only. They may be wired in, not welded.
14. You may have a 4 bar cage. Max material used 4" x 4", 2" x 6". It CANNOT have down legs to the frame or floorboard. Dash bar must be at least 6" from the steel bell and not reinforced in any way! Side bars can't go past the firewall and the back of the side bars must stop 6 inches before the back door seam. No #9 wire can be ran off the cage to anything. The gussets for the corners of the cage can ONLY be out of 2" x 2" tubing 6 inches long nothing bigger! If you run a center bar it cannot have gussets ran across to side bar. If you need to mount something to cage, mount it to center bar. You can have a FULL DRIVER'S DOOR PLATE welded on and overlap the driver's door seam by 4 inches and stitch welded every 4 inches! DO NOT OVER DO THIS RULE!
15. You must use factory body bolts and bushings and they must remain stock. ONE broken body bolt can be fixed with approval. YOU CAN CHANGE THE 4 BODY BOLTS IN THE BOX AREA TO 7/16- 12MM and USE THE FACTORY RUBBER MOUNT! Yes, you CAN add 4 washers to the bottom of the 4 body bolts and 4 SEPARATE washers for the top side. THOSE ONLY! NO car body swaps.
16. Motor and transmission swaps are allowed. You can run shifter. You can weld in motor mounts of choice. With bottom cradle, it can only have front plate against the front of block! You CAN run a slider shaft with aftermarket yokes! You cannot change the transmission tail shaft! NO PROTECTORS AT ALL ANYWHERE! YOU CAN ONLY HAVE CRADLE FOR MOTOR MOUNT PURPOSES. NO CHAINS ON, OR AROUND, MOTOR! YOU CAN ONLY RUN A PULLEY PROTECTOR IF YOU ARE NOT RUNNING A SWAY BAR! Any cross member is okay. Nothing larger than 2" x 2" with mounts no longer than 4 inches.

THUR. JULY 27

DEMOLITION DERBY CONT.

New mounts cannot overlap or connect to factory mounts. If overdone, you won't run. Cross member must be ran and mounted straight across, and mount in line, with the cross member. This is to hold the transmission, not add strength to anything. If ran to any other part of the frame it will not pass. **DO NOT GET CLOSE TO THE BOX!**

17. No distributor protectors are allowed. No transmission protectors and nothing aftermarket. **ONLY STOCK TRANS WITH STEEL BELL HOUSING ARE PERMITTED! NO MIDPLATE! NO STEEL TAIL! NO TRANS BRACES!** Trans or bell cannot be reinforced in anyway.

18. Aftermarket steering columns **ARE** allowed! They **CANNOT** add strength to the car in any way.

19. Transmission coolers are allowed but when mounted **CANNOT** strengthen the car!

20. Car must have suspension travel in the front! You can change springs but must have suspension travel. Chains can be used around rear end but must go straight up to spring pocket. Chains cannot go around frame anywhere. **NO** all thread shocks.

21. Any year factory bumpers which can be welded are allowed with factory bumper shocks to that car only, or none. They can be collapsed and welded. Front bumpers can be welded on. Bumper shocks can't be welded through the holes on the side of frame. DEC or SMW bumpers are allowed. Loaded factory bumpers are allowed **BUT** it must be a bumper! Loaded means loading inside bumper only! Nothing outside like "homemade pointys"! **NO HOMEMADE SHARP BUMPERS.** Back bumpers can be any stock bumper. It can be welded on with no added metal. **NO #9 wire to bumpers! THE FRAME RAIL CANNOT BE SLID INSIDE OF BUMPER.** Any year cars can weld bumper shock cups.

22. You can run any factory car 5 lug rear end with A brace across the back **ONLY** on 1980 - 1997 cars! It cannot reinforce anything else! **NO PINION BRAKES!** Upper and lower control arms on rear end can be reinforced if they are shortened or lengthened on the sides only. No solid control arms. On 1998 - 2002 cars must run the Factory rear end to the car they are running! Rear ends must be mounted factory with factory components. Rear end can have a brace on the tubes only and **NOT** through or over the center section. Brace cannot be used for any other purpose. No pinion Brakes! No extra Bracing on Control arms. Can Not change A-arms!

23. Trunk lids must have a 15" x 15" inspection hole in the center of the trunk. Trunk must stay in factory location. **TRUNK LIDS CAN BE CREASED! 6 SPOTS OF WIRE ON THE TRUNK, 3 STRANDS EACH SPOT! YES,** trunks can be half trunked and folded down at a 90 degree angle. Rear quarters from the backdoor seam back to tail lights can be creased but must remain upright. Pillars can be creased! **NO OTHER BODY PANEL CAN BE CREASED!**

24. **NO PITCHING, NO CREASING OF FRAMES, FACTORY! DO NOT MANIPULATE THE FRAME IN ANY WAY! *YOU CAN CUT A LINCOLN OR MERCURY FRONT FRAME BACK TO THE SAME AS STOCK VIC. NOT ON THE EYE OR IN IT! DO NOT PUSH THAT RULE! *You CANNOT cut Crown Vic front frame rails back.**

25. **NO WELDING** except bumpers and motor mounts. Back frame rails can be notched or dimpled but **NO** welding of frames or cutting off! **DO NOT PAINT FRAMES!**

26. Roll over bars are okay. Must be straight up and down and connect to the **TOP** of the back bar only.

27. **ALL FRONT SUSPENSION MUST STAY FACTORY! THAT GOES FOR A-ARMS, BALL JOINTS, AND ANYTHING ELSE ON THE CAR DO NOT RUIN THIS CLASS BY BUYING ALL**

NEW AND UPGRADING. IF YOU DO THAT... JUST STAY HOME! NO OLD STYLE A-ARMS ON BUBBLE VICS OR MERCS! FOLLOW THE RULE! YES 1990 - 1997 LINCOLN'S CAN HAVE BOX STYLE A-ARMS. (Some came factory with them). * 2021 you can have aftermarket Tie Rods Everything else remains the same! Abuse it you lose it! **NO** replacement or upgraded parts. This was covered in the original rules above. Replacement parts are an upgrade. Only exception is you can bolt the sway bar on the lower A-arm and no it can't be welded. It must mount factory to frame with nothing added.

28. Doors must be wired or chained only in 6 places. 3 strands of wire in each spot. **NO** welding of washers on the body. Wire **CANNOT** go around frame.

29. Any tire and any wheel. If you run a foam filled tire and it comes apart you will be disqualified for safety reasons.

30. **NO RUST REPAIR ON BODY!** Very minimal rust repair on frame and it has to be preapproved!

31. Front window can have 2 flat bars 3" wide can't go past the bottom of windshield area and 3" on roof! *Fire wall can be cut. **NO** Back window bars!

32. **ALL CARS CAN HAVE ONLY 2-3"x5" PLATES 1/4 THICK PERIOD!** No cutting plates into pieces!

33. Pre-Ran cars can have a total of 4-4"x4" 1/4 thick plates where bent or broke! Those along with the #33 rule plates. (6 total)

34. No leaf sprung cars and No 03 and up cars!

35. **LAST RULE DO NOT DO ANYTHING NOT LISTED ABOVE. DO NOT TELL ME YOU DID SOMETHING BECAUSE IT DOESN'T STATE ABOVE THAT YOU CAN OR CAN'T! ALWAYS CALL FIRST!** After the car is inspected and a flag is out on there are no refunds. We are not responsible for accidents or injuries! Rules may be clarified and rewritten at any time. **ALL JUDGES DECISIONS ARE FINAL.** Always come to shows ready to run heats if needed! **WE RESERVE THE RIGHT TO REFUSE ANY ENTRY AT ANY TIME FOR ANY OR NO REASON!**

*If you have any questions please call
John Peck: 859-393-8693*

TOP DOG PROMOTION 2023 MINI CAR STREET STOCK CLASS RULES!

#TopDog Season Rules!

1. Wheelbase must not exceed 109" on front wheel drives or 105" on rear wheel drives cars.
2. **NO** shortening "stubbing" of frames or cradles front or back. **NO** moving or switching cradles. No moving of axles to shorten wheelbase. W-BODY cars that have the small crush piece that hooks to the front bumper can be removed.
3. Must be 4 or 6 cylinder engines. **NO** V8s. **NO** MOTOR SWAPS! Match motor to car. Ford to Ford, Chevy to Chevy, etc.
4. **NO** LEAFING MINI CARS. Ex.: (No adding of extra leafs to existing leafs. Must run Factory leafs to the car you are running. No coil to leaf spring conversions). Leaf Sprung cars must run leafs on factory side of rear end and **NO** straight leafs! All suspension components must stay factory to the car you are running including number of factory leaf spring clamps. Coil springs can be changed. Factory struts to the car you are running can be welded solid and mounted factory. No added metal or anything to add strength. **NO HOMEMADE STRUTS!** Front Wheel Drive Cars can add a 2" x 2" x 2" piece of square tubing can be welded behind the strut to help it from laying over. (Don't abuse this rule). Or it could cause you to cut it all the way out! No all-thread shocks or chained suspensions. No 4-wheel drive vehicles.
5. **NO** AMCs OF ANY KIND AND **NO** FULL FRAMED CARS! **NO** PT Cruisers!

DEMOLITION DERBY CONT.

6. Stock gas tank can be removed. Gas tanks must be relocated behind driver's seat, securely fastened and covered. Any visible leaking fuel will result in automatic disqualification.
7. All glass, chrome molding, hood latches, gas tanks, and rear seats must be removed before cars arrive at the fairgrounds. NO GLASS!
8. Stock type hood must be used. Hoods must be open for inspection. Hoods can be secured in 6 places with wire only 3 strand each spot and a 12" inspection hole. You may use 1/2" all thread only in core support with 3" max spacer from top of frame to core support but this will count as 2 of your 6 places! The factory rubber bushing between the sub-frame and frame must remain no other spacer. NO WELDING! FOR W-Bodies only you CANNOT run all-thread all the way through the sub-frame, frame, and hood! You can run a 3/4" bolt through the sub frame and top of frame and then a 3/4" bolt through the core support and hood. No all thread through the frame rails or bumpers shocks (bottom to the top) on any rear wheel drive car front or back. *2022 UPDATE! NO CAR CAN HAVE THE SUB-FRAME / CRADLE WELDED TO THE FRAME! NO WELDING OR SHORTENING ON THE SUBFRAME and NO CONNECTING THE TWO WITH PLATES, WIRE or CHAIN.
9. Seat belt, helmet and eye protection must be worn always.
10. Radiators must stay in original location and can be wired on all four corners. You may run electric fan. Factory condensers only and they may be wired in, not welded. NO added protectors of any kind.
11. Batteries must be moved to the passenger's side floorboard. The battery box cannot strengthen car in any way!
12. NO welding on frames or innerbody seams. NO illegally plated frames. The Frames or subframes can NOT be hammered or shaped in anyway. DO NOT PAINT THE FRAME OR FRAME SEAMS or CRADLE!
13. Cutting the ends off bumpers for clearance is okay. Bumpers cannot be wider than car. No sharp edges!
14. Sunroof must be covered or at least have wire in them. 15.4"x4" Floating cage is permitted! It cannot touch the tunnel or floor. Cage must be at least 5" from floor sheet metal at all times! The back bar can't be any further back than 12" from driver's seat. NO kickers of any kind off the cage to anything. Center bar is okay but no kickers or anything. Cage is for SAFETY and NOT for strength of car. You can have a 5" Long gusset in each corner of the cage ran from bar to bar. Total of 4! Gas tank holder can touch sheet metal by 2"x2" tubing only NO KICKERS! GAS TANK CAN HAVE PROTECTION BEHIND IT THAT CONFORMS WITH THE TANK! NOTHING OVERBOARD. It can't be welded or bolted to anything on the back side. More for safety than strength. Must conform to tank. * NO BACK WINDOW BARS!
16. No Protectors at all unless stated in the rules! NO ENGINE CRADLES! No engine chains.
17. NO motor swaps. Ford to Ford and Chevy to Chevy! Volvo need to stay factory Volvo. Yes, you can run a Ford 2.3 in Ford cars only. Only diesel motors in factory diesel cars! Factory car rear ends and the Rear end itself can have a back brace... (NO BRACING) FROM REAR END. ALL CONNECTED USING FACTORY PARTS TO THE CAR YOU ARE RUNNING. Slip shafts are allowed.
18. We will be looking in frames from factory holes. If your frame does not have them, we will make our own!
19. You can use aftermarket steering column, factory tie rods only and not to be reinforced. Front sway bar must be factory to your car and not formed for strength. It cannot be welded or used for strength in anyway. It has to be mounted factory.
20. Transmission coolers or oil coolers are allowed. No transmission protectors at all.
21. Any year factory car bumpers which can be welded are allowed. Loaded factory bumpers are okay. Must be inside bumper only! If it's a homemade bumper it CANNOT have a sharp point! Nothing that's more than a 5 inch rounded nose over a 30" span. If we think the bumper is too much or unsafe it will not run! It's always safer to call first! NO welding a small/short piece of tubing in the center of a tube style bumper. THE BUMPER CAN NOT HAVE A SHARP POINT! IT WILL NEED TO BE ROLLED OR ROUNDED! NO BUMPER TALLER THAN 8 INCHES AT ANY SPOT! Bumper shocks not to exceed 10 inches, they will be measured from back of bumper where the shocks are mounted/bolted/welded! No sliding frame rails inside of the bumpers. NO, YOU CANNOT USE A SHOCK THAT IS NOT FACTORY TO THAT CAR. YOU CAN USE A PIECE OF 2" x 2" PIPE OR TUBING! EVEN ON FACTORY SHOCKS THEY CAN ONLY BE WELDED THE FIRST 10". NO EXCEPTIONS AND NO YOU CAN'T BOLT THEM EITHER. YOU CAN MAKE THE BUMPER SHOCKS SHORTER BUT NOT LONGER!
22. Doors and trunk can be welded 6" on and 6" off all the way around. Trunk must stay in original position (NOT SLIDE FRONTWARDS OR BACKWARDS). The body of the car can be creased but the rear quarter panels must stay upright, and trunk needs to have a 12" inspection hole. (SAFETY) YOU CAN have a 12" wide 1/4 thick DRIVER'S DOOR plate and lap 3" over the door seams. Stitch welded 6" on 6" off. No Sedagons!
23. NO WELDING except bumpers and motor mounts.
24. Do not do anything to your car to strengthen it in any way other than what's in the rules. YOU will be loaded!
25. All other car components not mentioned must remain factory and stock to the car you are running.
26. NO rust repair on body or frame... DON'T ASK!
27. Do NOT do something to the car that's not listed above then try to tell me "the rules didn't state that you couldn't do it". If you plan to do that... Please stay home!
28. Any tire and any wheel. If a solid filled tire starts to come apart you will be disqualified for safety reasons.
29. Yes, you can run a rollover bar. It must go straight up and over the roof, welded to the top side of your cage only. It CANNOT go to your frame or floor pan. It cannot be bolted or welded to the roof of your car. Roll over bars are for safety, not for strength.
30. Pre-ran cars can have 4 - 4"x4" plates 1/4" thick where the frame is bent or broken. No more than those 4! Pre-ran cars can also fix rear suspension, but you must call for details.
31. **UPDATE *Mini Car Street Stock*** You can hang the battery off the front bar ONLY or in the front floorboard. NO gusset from the battery box to the side door bar! All other rules have to be followed.
32. **We reserve the right to deny or disqualify any entry or driver at any time.** Rules can be clarified at any time! After the car has been inspected and flagged there will be no refunds. We are not responsible for any accidents or injuries. ALL JUDGES DECISIONS ARE FINAL! Always be prepared to run heats at any show!

*If you have any questions please call
John Peck: 859-393-8693*

TURNING FROWNS UPSIDE DOWN



KISSEL ENTERTAINMENT

Proud To
PARTNER WITH

MEADE CO. FAIR



FOLLOW US ON SOCIAL MEDIA



Made with PosterMyWall.com

#KisselFun

SCHEDULE OF EVENTS 2023

SATURDAY, JULY 22

Fair Fest 1-Mile Walk/Run	7:40 A.M.	Pg 11
Fair Fest 5K.....	8 A.M.	Pg 11
Antique Tractor & Engine Show	9 A.M.	Pg 14
Garden Tractor Pull	5 P.M.	Pg 11
Beef Breeding Show	5:30 P.M.	Pg 12
Western Contest Horse Show	6 P.M.	Pg 13
Cornhole Tournament	7 P.M.	Pg 14

SUNDAY, JULY 23

Antique Tractor & Engine Show	9 A.M.	Pg 14
Western Horse Show	10 A.M.	Pg 15
Fair Parade	2:30 P.M.	Pg 16
Community Gospel Sing	4 P.M.	Pg 16
Community Worship Service	6:30 P.M.	Pg 16

MONDAY, JULY 24

Exhibit Entries Check-In	7:30 A.M. - 12:30 P.M.	Pg 56
4-H Rabbit Show	8:30 A.M.	Pg 17
4-H Poultry Show	11 A.M.	Pg 17
King Arthur Flour Bake-Off	12:45 P.M.	Pg 21
Swine Shows	5 P.M.	Pg 18
Commercial & 4H/FFA Exhibits	5 P.M. - 9 P.M.	Pg 67
Home & Garden Exhibits	6 P.M. - 9 P.M.	Pg 56
Rides	6 P.M. - Closing	
Miss Meade County	6 P.M.	Pg 19
Ms. Meade County	6 P.M.	Pg 20
English Horse Show	7 P.M.	Pg 21
Demo Derbies	7:30 P.M.	Pg 23
Youth Talent Contest	8 P.M.	Pg 22
\$8,000 Cash Drawing	app. 10 P.M.	Pg 23

TUESDAY, JULY 25

Special Needs Day	10 A.M. - 1 P.M.	Pg 24
Peewee Miss	4 P.M.	Pg 28
Precious Miss	4:30 P.M.	Pg 28
Sheep Shows	4:30 P.M.	Pg 24
Goat Shows	app. 5 P.M.	Pg 26
Commercial & 4H/FFA Exhibits	5 P.M. - 9 P.M.	Pg 67
Home & Garden Exhibits	5 P.M. - 9 P.M.	Pg 56
Rides	6 P.M. - Closing	
Rook Tournament	6 P.M.	Pg 30
KOI Drag Race	7 P.M.	Pg 31
Truck and Tractor Pull	7:30 P.M.	Pg 31

WEDNESDAY, JULY 26

Meade County Farm Bureau Day	All Day	Pg 34
Farm Bureau Community Breakfast	7 A.M.	
Beef Steer Shows	9 A.M.	Pg 32
Athletic Events	Noon	Pg 34
Round Robin Competition	1 P.M.	Pg 34
Home & Garden Exhibits	1 P.M. - 9 P.M.	Pg 56
Rides	3 P.M. - Closing	
Commercial & 4H/FFA Exhibits	5 P.M. - 9 P.M.	Pg 67
4-H/FFA Auction	5 P.M.	Pg 35
Backseat Driver	5 P.M.	Pg 37
Texas Hold'Em	7 P.M.	Pg 37
Mud Sling	7:30 P.M.	Pg 38
Monster Trucks	7:30 P.M.	Pg 40

THURSDAY, JULY 27

Open Poultry & Rabbits	8:30 A.M.	Pg 41
Commercial & 4H/FFA Exhibits	5 P.M. - 9 P.M.	Pg 67
Home & Garden Exhibits	5 P.M. - 9 P.M.	Pg 56
Miss Pre-Teen Pageant	5:30 P.M.	Pg 42
Rides	6 P.M. - Closing	
Watermelon-Eating Contest	6:30 P.M.	Pg 44
Horse Pull	7 P.M.	Pg 44
Miss Teen Pageant	7 P.M.	Pg 43
Rooster Crowing Contest	7:30 A.M.	Pg 41
Demo Derbies	7:30 P.M.	Pg 45

FRIDAY, JULY 28

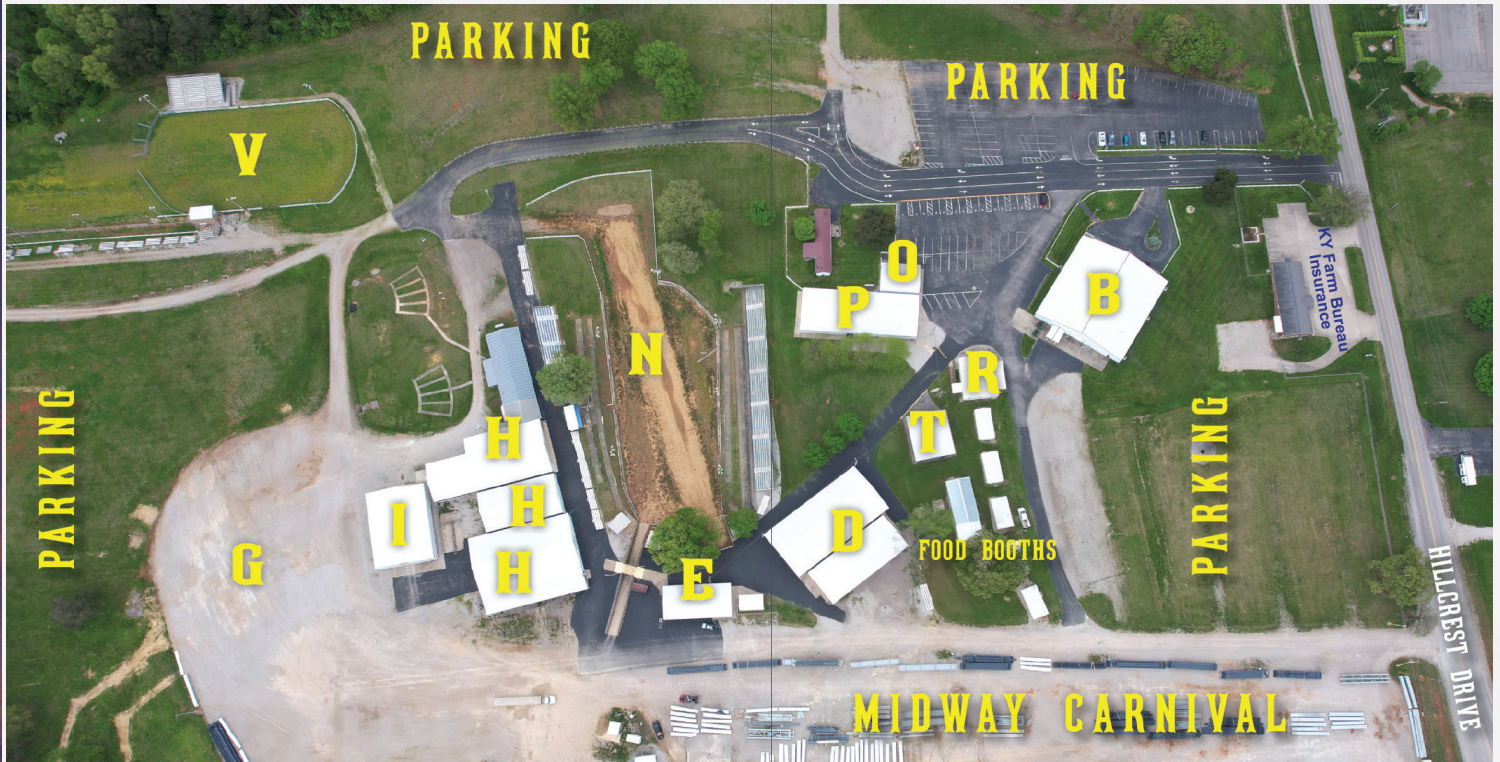
Commercial & 4H/FFA Exhibits	5 P.M. - 9 P.M.	Pg 67
Home & Garden Exhibits	5 P.M. - 9 P.M.	Pg 56
Rides	5 P.M. - Closing	
Truck & Tractor Pull	7 P.M.	Pg 51

SATURDAY, JULY 29

Pet & Dog Show	9 A.M.	Pg 52
Baby Contest	10 A.M.	Pg 52
Pedal Pull	10:30 A.M.	Pg 52
Draft Horse & Mule Show	10 A.M.	Pg 54
Children Mini-Truck Pull	Noon	Pg 53
Commercial Exhibits	3 P.M. - 6 P.M.	
Rides	4 P.M. - Closing	
4H/FFA Exhibits	5 P.M. - 9 P.M.	Pg 67
Home & Garden Exhibits	5 P.M. - 9 P.M.	Pg 56
Prince & Princess	5:30 P.M.	Pg 55
Truck & Tractor Pull	7 P.M.	Pg 51
Little Mr. & Miss Meade Co. Fair	7 P.M.	Pg 55

FAIRGROUND MAP LOCATIONS

884 HILLCREST DRIVE · BRANDENBURG, KY 40108



B - Farm Bureau Community Bldg.

Cornhole Tournament, Gospel Sing & Worship Service, Pageants, Youth Talent Contest, Rook Tournament, Texas Hold'Em, Baby Contest

D - Commercial Exhibit Building

E - Fair Board Office

G - Pit Area

H - Livestock Barn

I - Show/Auction Barn

N - Main Arena

Garden Tractor Pull, Demolition Derbies, Cash Giveaway, Truck and Tractor Pulls, Back-Seat Driver Contest, Watermelon-Eating Contest, Pet & Dog Show

O - Home & Garden Bldg.

Department Exhibits, King Arthur Flour Bake-Off

P - Public Restrooms

R - Emergency Services

T - Pavilion

V - Horse Arena

Horse Shows, KOI Drag Racing, Athletic Events, Mud Sling, Horse Pulling

FRIDAY, JULY 28, 2023



NTPA GRAND NATIONALS

7:00PM • MAIN ARENA

SUPERINTENDENTS: Jason Allen, 270-668-3017;
Kevin Mills, 270-945-4533; Fred L. Sipes, 270-668-2783
Day of Pull: 270-422-2000

CLASSES:

Light Super Stock Tractor
Pro Stocks Tractor

Super Farm Tractors
Four Wheel Drive Trucks

EQUIPMENT PROVIDED BY:

Hobdy-Dye-Read, Hardinsburg
Wright Implement Co. Hardinsburg
Jacobi Sales Inc. of Elizabethtown and Palmyra
Rent an Emmert • Boyd Caterpillar
Lincoln Trail Powers of Past Club
Phillips Brothers Construction - Larry Phillips
Caster Mow'n Service • F.L. Sipes Farms
Ford Lawn Service • United Rentals

CONTRIBUTORS:

StoneGate Realty • Farm Bureau Insurance
Knott's Supply • Midway Petroleum
Midway Rents, LLC • Monument Chemical
Neal's Trucking & Hauling • F.L. Sipes Farms
Brandenburg Auto Clinic • Monument Chemical
Bim's Trucking & Ready Mix • Nutrien
Dirt Works Unlimited, LLC • C & C Portables
Flaherty Chevrolet • Roberts Family Farm

Trophies sponsored by the Sipes family: Fred L. Sipes and Melinda Banks
Scales will open for weigh-in at 4:30 p.m. • Tech man's decision will be final.

Laser measurements by Smith Engineering & Land Surveys

SATURDAY, JULY 29, 2023

NTPA GRAND NATIONALS

7:00PM • MAIN ARENA

SUPERINTENDENTS: Jason Allen, 270-668-3017;
Kevin Mills, 270-945-4533; Fred L. Sipes, 270-668-2783
Day of Pull: 270-422-2000

CLASSES:

Light Super Stock Tractor
Pro Stocks Tractor

Super Farm Tractors
Four Wheel Drive Trucks

EQUIPMENT PROVIDED BY:

Hobdy-Dye-Read, Hardinsburg
Wright Implement Co. Hardinsburg
Jacobi Sales Inc. of Elizabethtown and Palmyra
Rent an Emmert • Boyd Caterpillar
Lincoln Trail Powers of Past Club
Phillips Brothers Construction - Larry Phillips
Caster Mow'n Service • F.L. Sipes Farms
Ford Lawn Service • United Rentals

CONTRIBUTORS:

StoneGate Realty • Farm Bureau Insurance
Knott's Supply • Midway Petroleum
Midway Rents, LLC • Monument Chemical
Neal's Trucking & Hauling • F.L. Sipes Farms
Brandenburg Auto Clinic • Monument Chemical
Bim's Trucking & Ready Mix • Nutrien
Dirt Works Unlimited, LLC • C & C Portables
Flaherty Chevrolet • Roberts Family Farm
Rivertown Spirits

Trophies sponsored by the Sipes family: Fred L. Sipes and Melinda Banks
Scales will open for weigh-in at 4:30 p.m. • Tech man's decision will be final.

Laser measurements by Smith Engineering & Land Surveys

FRI. JULY 28

SAT. JULY 29

SATURDAY, JULY 29, 2023

PET AND DOG SHOW

9:00AM • MAIN ARENA

SUPERINTENDENTS: Bridgette Brown-Scheible, 270-668-5399, Rachael Brown, 270-945-9900

PRIZES: First \$3, Second \$2, Third \$1.

No registration necessary.

CHILD'S PETS

Exhibitor 12 years and under

1. Child's cat – any age
2. Child's dog – any age
3. Child's pet – other than cat or dog – any age

DOGS

4. Puppy – under 6 months
5. Dog – 20 lbs. and under
6. Dog – over 20 lbs.
7. Sporting Dog – breeds widely known for hunting, etc.
8. Working Dog – breeds widely known for herding, pulling, etc.

OTHER

9. Cat – any age
10. Pet other than cat or dog – any age
11. Best pet trick

CHAMPIONSHIP

A Grand Champion and Reserve Grand Champion will be chosen from the First Place Winners of all categories. Trophies will be awarded for both.

BABY CONTEST

10:00AM • FARM BUREAU COMMUNITY BUILDING

SUPERINTENDENTS: Bridget Love, 270-668-5370 and Morgan Hines, 270-668-5571

PRIZES: Trophy given for first, second and third places.

- | | |
|--------------------------|---------------------------|
| 1. Boy – 0 to 5 months | 5. Boy – 12 to 17 months |
| 2. Girl – 0 to 5 months | 6. Girl – 12 to 17 months |
| 3. Boy – 6 to 11 months | 7. Boy – 18 to 23 months |
| 4. Girl – 6 to 11 months | 8. Girl – 18 to 23 months |

RULES

1. Children and at least one parent must reside in Meade County.
2. Children will be judged on sight, on apparent good health, charm and personality.
3. All children must register with superintendent between 8:30 a.m. and 9:45 a.m. on date of contest.
4. Birth certificate **REQUIRED** for registration!
5. Parents must have children in place for judging at 10 a.m.
6. There is no dress code – children can wear whatever makes them happy!
7. There is a \$5 entry fee per child - **CASH ONLY!** Pay at registration.

PEDAL PULL

10:30AM • SPORTSMANS CLUB

SUPERINTENDENTS: Susan Stewart, 270-668-2252

- | | |
|--|---|
| 1. 3 Year old girls and boys for fun | 5. Adult 15-17 - Nonsanctioned classes |
| 2. Girls Ages 4-12 - Sanctioned classes | 6. Adult 18-20 - Nonsanctioned classes |
| 3. Boys Ages 4-12 - Sanctioned classes | 7. Adult 21-49 - Nonsanctioned classes |
| 4. Adult 13-14 - Nonsanctioned classes | 8. Adult 50-Plus - Nonsanctioned classes |

RULES

1. If you do the state championship pull it will be the same as above without the 3 year old for fun class.
2. Top 3 of the first pull will advance to the state championship along with outsiders that have won the right to pull at the state level at other sanctioned pull.
3. Adult classes are not sanctioned.

SAT. JULY 29

SATURDAY, JULY 29, 2023

CHILDREN'S MINI TRUCK PULL

NOON • IN THE SHOW BARN

SUPERINTENDENTS: Greg Shoulders, 502-548-0363

CONTRIBUTOR: Uhl Truck Sales/Trivista Company, Palmyra, IN, 812-364-6101

CLASSES:

2-Wheel Stock 2-Wheel Modified Open Modified

First through fifth place in each class will receive a trophy.

RULES:

1. Each contestant must furnish their own pulling vehicle.
2. Each contestant must supply and wear a helmet.
3. Draw for pull positions.
4. (1) 12-volt or (2) 6-volt batteries in stock class.
5. (2) 12-volt batteries in modified classes (24 volts).
6. Stock gears only in all classes.
7. Only battery-powered vehicles allowed.
8. Tire grooving legal. No screws or metal in tires.
9. All vehicles need to have a hitch and must not be higher than 13 inches and have a 1/4" hole to hook to sled
10. Weights are permitted in all classes.
11. All weights must be secured.
12. Enter at your own risk.
13. Superintendent has final decision on all rules.



SAT. JULY 29

SATURDAY, JULY 29, 2023

DRAFT HORSE AND MULE SHOW

10:00AM • HORSE ARENA • 884 HILLCREST DR. BRANDENBURG, KY

SUPERINTENDENTS: Matt Fackler, 270-668-7447, M.J. Popham, 270-547-9510

Each entry must have a back number associated to the entry. Failure to do so will result in a disqualification and no refund will be given.

SHOW RULES & REGULATIONS

1. Pair classes will be judged 60% match and 40% conformation.
2. All entries shall have current negative Coggins test and out-of-state entries shall have current 30-day health papers.
3. Show superintendents and judge reserve the right to interpret rules to ensure fairness to all entrants.
4. Class 9 shall be judged on the entrants' ability to show the animal and not on the animal itself.
5. Anyone under the age of 18 must have parents' permission to compete.
6. **Protest: A protest must be in writing, signed and addressed to the chairman of the show and accompanied by a deposit of \$25. It must be received by the chairman by the end of the show. If the protest is sustained, the deposit shall be returned. If not sustained, the deposit shall be forfeited to the Meade County Fair Horse Show.**
7. The horse show committee will not be held responsible in case of accidents or theft. All precautions will be taken for the protection of riders, and their animals, but no responsibility will be assumed by the Meade County Fair Board.
8. NO REFUNDS.
9. Announcements day of show take precedence over printed material on catalogs or show bills.

PAYBACK & RIBBONS: First \$40, second \$30,
third \$20, fourth \$10.

Mules

1. Mule, nondraft type (3 years & under) \$12
2. Mule, nondraft type (4 yrs. & older) \$12
3. Pair of mules, mare / gelding any age.....\$12
4. Draft mule, mare/gelding any age \$12
5. Pair of draft mules mares/gelding any age \$12

Draft Horses

6. Draft horse (3 yrs. & under) \$12
7. Draft horse (4 yrs. & older) \$12
8. Pair of draft mares / gelding, any age..... \$12
9. Youth Showmanship \$12
10. Lead Line (riders 10 yrs & under on mule, haflinger or draft horse) \$5

100% payback with trophy and ribbon

ACTION CLASSES

ENTRY FEE: \$12 per entry per class,
plus gate admission.

PAYBACK & RIBBONS: First \$40, second \$30,
third \$20, fourth \$10.

11. Snigging Team \$12
12. Snigging Single..... \$12
13. Trail Class \$12
14. Mule Balloon Derby.....\$12
15. Chicken Race \$12
16. Pantyhose Race..... \$12
17. Catalog Race \$12
18. Boot Race..... \$12
19. Mule Rescue Race..... \$12
20. Scoop Shovel Race \$12

SAT. JULY 29

SATURDAY, JULY 29, 2023

PRINCE AND PRINCESS PAGEANT

5:30PM • FARM BUREAU COMMUNITY BUILDING

The contest is limited to 25 couples.

\$40 ENTRY FEE

PAGEANT DIRECTORS: Anita Hobbs, 270-422-4108

PRIZES:

Winners – Crown, trophy, sash and \$25 cash each; First runners-up – Trophy;
Second runners-up – Trophy; Third runners-up – Trophy;
Fourth runners-up – Trophy; People's Choice – Trophy.

CONTRIBUTORS: Darla's Hair Salon • Hobbs Electric • Meade County Pediatrics

RULES

1. Contestants must be residents of Meade County.
2. Contestants must enter as a couple.
3. Contestants must have reached their 3rd birthday and cannot have reached their 5th birthday.
4. Contestants will compete in denim shorts, tennis shoes, socks and T-shirt. (T-shirts will be provided.)
5. Professional models are not eligible. Also no modeling routine can be performed while on stage.

2022 Winners:

2022 Prince and Princess Meade County Fair - Remington Bell & Oakes Redmon

First Runners-Up - Abram & Stella Richardson; **Second Runners-Up** - Brynn Haukom & Luka Whelan

Third Runners-Up - Everlee Reesor & Jensen Jacobi; **Fourth Runners-Up** - Calleigh Roeder & Brayson Thompson

People's Choice - Oakley Smith & Chevy Fitzgerald

LITTLE MR. AND MISS MEADE COUNTY FAIR PAGEANT

7:00PM • FARM BUREAU COMMUNITY BUILDING

The contest is limited to 25 couples.

\$40 ENTRY FEE FOR A COUPLE DEADLINE: June 19, 2023

PAGEANT DIRECTORS: Anita Hobbs, 270-422-4108

PRIZES:

Winners – Crown, trophy, sash and \$25 cash each; First runners-up – Trophy & Ribbon;
Second runners-up – Trophy & Ribbon; Third runners-up – Trophy & Ribbon;
Fourth runners-up – Trophy & Ribbon; People's Choice – Trophy.

CONTRIBUTORS: Darla's Hair Salon • Hobbs Electric • Meade County Pediatrics

RULES

1. Contestants must be residents of Meade County and must have reached their 5th birthday and cannot have reached their 8th birthday by June 30, 2023.
2. Contestants will be judged as a couple at all times except for the onstage question.
3. ABSOLUTELY NO MAKEUP you will be deducted or possibly disqualified.
4. No models or modeling routines, turns, or poses will be allowed.
5. There will be an onstage question for each child (age appropriate questions).
6. They will be judged on their responses to questions.
7. Parents/Guardians will NOT be allowed behind stage at any time during the contest.
8. Contestants will wear and be judged in age appropriate attire in the pageant.

2022 Winners:

2022 Little Mr. and Miss Meade County Fair - Austyn Pierce & Sawyer Brown

First Runners-Up - Evie Weber & Coleman Redmon; **Second Runners-Up** - Paisley Barr & Keaton Franklin;

Third Runners-Up - Chandler Hurt & Jep Pike;

Fourth Runners-Up - Adalynn Gardner & Chance Burns

People's Choice - Elizabeth Barr & Nolan Hobbs

SAT. JULY 29

DEPARTMENT E: FRUITS AND VEGETABLES

SUPERINTENDENT: Carroll Fackler

HOME & GARDEN EXHIBIT HALL COORDINATOR:

Jennifer Bridge, Extension Agent for Family and Consumer Sciences Education – Meade County, 270-422-4958

RULES

1. Entries will be accepted between **7:30 a.m. and 12:30 p.m.** on **Monday, July 24**. Doors will be closed at 12:30. No exceptions. Judging will be on Monday afternoon.
 2. No entry should leave the Fruits and Vegetables Department until 2:00 p.m., **Sunday, July 30**. If entry is removed before this time, it will not receive a premium even if the entry placed in top three of class. All entries must be picked up between **2:00 p.m.-3:30 p.m. on Sunday, July 30**.
 3. No individual may have more than one entry in each class.
 4. Item must be homegrown by individual.
 5. Exhibits are judged on quality. In order to keep all entries uniform, a small or large plate will be provided for all entries other than 'Display' Entries. Entries including the word 'Display' are judged not only on quality but also on variety, creativity, visual appeal, etc. Displays should be self-contained in a basket, tray, crate, etc; the outer measurements cannot exceed 18"X24"(inches).
 6. No entries containing glass will be accepted.
 7. Judging will be done by qualified out of county judges, and they will have the right to disqualify an entry if not of quality to be judged or does not meet category criteria.
 8. Providing address labels will be extremely helpful and speed up registration.
- All categories will receive: 1st \$5; 2nd \$3; 3rd \$2, unless otherwise indicated. Two Grand Champion ribbons will be given. (One for Fruits and one for Vegetables).

In recognition of the late Minnie Lee Richardson's dedication to the Meade County Fair and the Fruit and Vegetables Department, an award has been created. The Minnie Lee Richardson Outstanding Entry will be determined by the department judges and will be awarded on creativity, appearance and quality.

- | | | |
|--|---|--|
| 1. Vegetable or Fruit Critter - Odd shaped vegetable or fruit that resembles an animal. Simple embellishments allowed. | 27. Potatoes – Red Pontiac, 3 | 55. Vegetable Display – 6 or more different vegetables. (Display should be self-contained, no larger than 18"X24" (inches) and must fit easily on display shelf) |
| 2. Most unusual shaped vegetable | 28. Potatoes – Kennebec, 3 | 56. Collection of herbs (seasoning) 4 or more |
| 3. Beans – Bush, 1 dozen | 29. Potatoes – sweet, any variety, 3 | 57. Best looking sunflower (head) |
| 4. Beans – Pole, 1 dozen | 30. Potatoes – largest, any variety, 3 | 58. Apples – any variety, 3 |
| 5. Cabbage – 1 head (green) | 31. Pumpkin – pie, small variety, best | 59. Blackberries – 1 pint Tame |
| 6. Cabbage – 1 head (red) | 32. Pumpkin – any variety, best | 60. Blackberries – 1 pint Wild |
| 7. Best large cabbage – any variety | 33. Pumpkin – largest | 61. Berries, any other variety, 1 pint |
| 8. Cantaloupe – 1 best large variety | 34. Rhubarb – red or green variety, 1 bunch of 4 | 62. Peaches – Any variety, 3 |
| 9. Cantaloupe – 1 best small variety | 35. Squash – Zucchini, 3 | 63. Pears – Any variety, 3 |
| 10. Cucumbers – 3, small for pickling | 36. Squash – Butternut, 3 | 64. Grapes, any variety, 3 bunches |
| 11. Cucumbers – 3, for slicing | 37. Squash – Crookneck, 3 | 65. Plums, any variety, 3 |
| 12. Cuslaw | 38. Squash – Straightneck, 3 | |
| 13. Eggplant – 1 | 39. Largest Zucchini, 1 | |
| 14. Okra – 6 pods | 40. Squash – any other variety, 3 | |
| 15. Onions – 6, white | 41. Sweet Corn – white, 3 ears in husk | |
| 16. Onions – 6, red | 42. Sweet Corn – yellow, 3 ears in husk | |
| 17. Garlic – 3 bulbs | 43. Sweet Corn - Bi-color, 3 ears in husk | |
| 18. Banana Pepper, sweet, 3 | 44. Cherry Tomatoes – 6 | |
| 19. Banana Pepper, hot, 3 | 45. Tomatoes – red, best large variety, 3 | |
| 20. Bell Peppers – green, large type, 3 | 46. Tomatoes – yellow, best large variety, 3 | |
| 21. Bell Peppers – yellow, 3 | 47. Tomatoes – pink, best large variety, 3 | |
| 22. Bell Peppers – red, 3 | 48. Tomatoes – any other variety, 3 | |
| 23. Peppers – (hot) string of 15-20 | 49. Tomatoes – green, best variety, suitable for fried or other dishes, 3 | |
| 24. Peppers – Jalapeno, 3 | 50. Tomatoes – collection of 4 different kinds | |
| 25. Peppers – any other variety, 3 | 51. Tomatoes - Roma, 3 | |
| 26. Collection of Peppers, any variety, 4 or more different kinds | 52. Grape tomatoes, 6 | |
| | 53. Watermelon – Any variety | |
| | 54. Watermelon – largest, any variety | |

Special Displays:

- (Category will receive: 1st \$10; 2nd \$7; 3rd \$4)
66. Display of fruit, 4 or more different kinds. (Display should be self-contained, no larger than 18"X24" (inches) and must fit easily on display shelf)
 67. Nature's Bounty Display – may include the following: pawpaws, persimmons, plums, pecans, nuts, fruits, vegetables etc. Minimum of 6 different varieties. (Display should be self-contained, no larger than 18"X24" (inches) and must fit easily on display shelf)
 68. Gourds

DEPARTMENT F: FIELD CROPS AND FORAGES

IN THE 4-H BUILDING

All entries must have been grown and/or harvested between **July 22, 2022** and **July 22, 2023**.

Entries will be accepted Monday, July 24 between 8:00 a.m. and 12:30 p.m.

Entries may be picked up Sunday, July 30, between 1:00 p.m. and 2:00 p.m

Items 1-15: Blue ribbon, \$5; red ribbon, \$3; white ribbon, \$2

Items 16-17: Blue ribbon, \$6; red ribbon, \$4; white ribbon, \$3

CORN

1. 10 ears yellow corn
2. 10 ears white corn
3. Single ear white corn
4. Single ear yellow corn
5. Yellow or white shelled, 1 qt.

WHEAT

6. Winter wheat, 1 qt.

SOYBEAN

7. Soybeans, 1 qt.

HAY

8. Alfalfa, 10 lbs.
9. Alfalfa/Grass, 10 lbs.
10. Timothy, 10 lbs.
11. Fescue, 10 lbs.
12. Orchardgrass, 10 lbs.
13. Lespedeza/Grass, 10 lbs.
14. Red Clover/Grass, 10 lbs.
15. White Clover/Grass, 10 lbs.

TOBACCO

16. 1 stick, 5 plants tobacco

AGRICULTURE PRODUCTS

17. Agriculture products display

DEPARTMENT G: PLANTS AND FLOWERS

IN THE HOME AND GARDEN BUILDING

SUPERINTENDENT: Pat Carlson

HOME & GARDEN EXHIBIT HALL COORDINATOR:

Jennifer Bridge, Extension Agent for Family and Consumer Sciences Education – Meade County, 270-422-4958

RULES

1. Entries will be accepted between 7:30 a.m. and 12:30 p.m. on **Monday, July 24**. Doors will be closed at 12:30 p.m. No exceptions. Judging will be on Monday afternoon.
2. No entry should leave the Flower Department until 1:30 p.m., **Sunday, July 30**. If entry is removed before this time, it will not receive a premium even if the entry placed in top three of class. All entries must be picked up between **1:30 p.m. - 2:30 p.m. on Sunday, July 30**. Claim tickets must be presented to workers prior to pick-up.
3. No individual may have more than one entry in each class.
4. Judging will be done by qualified out of county judges, and they will have the right to disqualify an entry if not of quality to be judged or does not meet category criteria.
5. Items must be displayed in a vase tall enough to support the entry.
6. Proper container and arrangement of categories 20-27 are considered when judging.
7. The miniature category should be no higher than 3" in height including vase.
8. Plants that are unusually large or heavy **MUST BE HANDLED BY THE ENTRANT**.

In recognition of Virgie K. Taylor's dedication to the Meade County Fair and the Plants and Flowers Department, an award has been created. The Virgie K. Taylor Outstanding Entry will be determined by the department judges and will be awarded on Most Creative Entry.

All categories will receive: 1st, \$5; 2nd, \$3; 3rd, \$2. One Grand Champion ribbon will be given.

- | | |
|--|--|
| 1. Roses, container of 1-3 | 24. Succulent plant |
| 2. Arrangement of roses | 25. Miscellaneous arrangement of fresh flowers |
| 3. Zinnias, large, container of 6 | 26. Small bloom daylily, 5 stems per container, no filler |
| 4. Zinnias, small, container of 6 | 27. Large bloom daylily, 5 stems per container, no filler |
| 5. Marigolds, small container of 6 | 28. Ornamental daylily, 3 per container, no filler, no Resurrection lilies |
| 6. Marigolds, large container of 6 | 29. Lily, any kind, not mentioned, 3 per container, no filler |
| 7. Collection of 5 or more flowering herbs | 30. Coleus, any variety |
| 8. Dahlias, large, container of 3 | 31. Hanging basket (flowering) |
| 9. Dahlias, small, container of 3 | 32. Hanging basket (non flowering) |
| 10. Gladioli, container of 3 | 33. Sunflowers – any size or variety |
| 11. Flowering Begonia | 34. Miscellaneous flowers |
| 12. Flowering Geranium | 35. Most unusual plant or flower |
| 13. Foliage plant | 36. Terrarium |
| 14. Flowering houseplant | 37. Combo planter, 3 or more variety |
| 15. Miscellaneous plant | 38. Hosta Leaves – 1-3 in vase |
| 16. African Violet | 39. Fairy Garden - (must contain at least one fairy and one live plant) |
| 17. Cacti | Children's Corner (12 and under) |
| 18. Jade Plant | 40. Plant |
| 19. Arrangement of garden flowers (kitchen) | 41. Flowers |
| 20. Arrangement of garden flowers (dining table arrangement) | 42. Fairy Garden (must contain at least one fairy and one live plant) |
| 21. Arrangement of garden flowers (living room) | |
| 22. Miniature arrangement of garden flowers (No higher than 3" in height including vase) | |
| 23. Arrangement of silk flowers | |

DEPARTMENT H: HOME ECONOMICS

SUPERINTENDENT: Heather Yeager

HOME & GARDEN EXHIBIT HALL COORDINATOR:

Jennifer Bridge, Extension Agent for Family and Consumer Sciences Education – Meade County, 270-422-4958

RULES

1. All entries must be handmade and be owned or made by the exhibitor unless entering in vintage category; must be made within last four (4) years.
2. Entries will be accepted in the Home Economics section of the Home & Garden Exhibit Hall between **7:30 a.m. and 12:30 p.m. on Monday, July 24. Doors will close at 12:30 p.m.** Judging will take place on Monday at 1:30 p.m. The building is closed to the public during judging.
3. Viewing hours will be 6:00 p.m. until 9:00 p.m. on Monday; 5:00 p.m. until 9:00 p.m. on Tuesday, Thursday, Friday and Saturday; 3:00 p.m. until 9:00 p.m. on Wednesday.
4. Exhibitors **MUST** remove articles from this department on **Sunday, July 30 between 1:30 p.m. and 2:30 p.m.** **Any article removed before this time will not receive a premium, even if it is placed in the top three of its category.**
5. No individual may have more than one entry in each category.
6. Previous blue ribbon articles cannot be entered again. Items not receiving a blue ribbon can be entered 3 times maximum.
7. All entries **must be clean and prepared for exhibit.**
8. Miscellaneous categories are only for those entries that cannot be entered in other listed categories.
9. All entries must be labeled. Canned goods will be accepted in clear standard canning jars with metal rings (Mason, Kerr, Ball, etc...not mayonnaise or other jars used for other purposes) and must have exhibitor's initials on the bottom of the jar and made within the last two (2) years. No commercial lids on canned items.
10. If there is more than one article (*i.e. sets, pairs*) in any exhibit, they should be fastened together securely.
11. The management will not be responsible for any article exhibited, but due care will be given to the handling of the articles and attendants will be furnished to give reasonable protection to exhibit at all times.
12. Judging will be conducted by out of town judges whose decision will be final. Judges will have the right to disqualify an entry if not of quality to be judged.
13. Grand Champion ribbons will be given to **twelve (12)** Home Economics entries: 1-Cooking, 1- Canning, 1-Quilts, 1-Crocheted/Knitted, 1-Clothing, 1-Handicrafts, 1-Textile Art/Basketry, 1-Christmas, 1-Men's Corner, 1-Hobbies, 1-Children's Corner, 1-Teen Corner. No prize money will be given for Grand Champion winners.
14. A special ribbon award titled "The Charlotte Lawson Creative Writing Award" will be given to an outstanding entry in the Writer's Corner. No prize money will be given.
15. All pictures must be framed and have finished back suitable and safe for hanging.
16. A collection must consist of three(3) or more items.
17. Bringing address labels will help speed up check-in process.

All categories will receive: 1st, \$5; 2nd, \$3; 3rd, \$2 unless otherwise indicated.

COOKING - Display food on 6-inch or less plate

Breads

1. Plate of 3 biscuits
2. Plate of 3 corn sticks or corn muffins
3. Plate of 3 muffins
4. Plate of 3 yeast rolls
5. Plate of 3 cinnamon rolls
6. 1/2 loaf of zucchini bread
7. 1/2 loaf of banana bread
8. 1/2 loaf of yeast bread
9. 1/2 loaf of sour dough bread
10. 1/2 loaf of quick bread, not mentioned

Cakes

(no refrigerated types and no cream cheese frosting)

11. 1/4 Jam cake, iced
12. 1/4 Pound cake
13. 1/4 Coffee cake
14. 1/4 Layer Cake, iced
15. 1/4 Low-fat/Sugar-free cake
16. Plate of 3 cupcakes, frosted
17. 1/4 Miscellaneous cake

Cookies

18. Plate of 3 brownies
19. Plate of 3 oatmeal cookies
20. Plate of 3 sugar cookies
21. Plate of 3 chocolate chip cookies
22. Plate of 3 miscellaneous cookies (all one kind)

DEPARTMENT H: HOME ECONOMICS CONT.

Candy

- 23. Jar of at least 10 pieces hard candy
- 24. Plate of 3 pieces of peanut butter fudge
- 25. Plate of 3 pieces of chocolate fudge
- 26. Plate of 3 pieces miscellaneous candy (all one kind)

Pies and Cobbler

- 27. 1/4 Apple pie
- 28. 1/4 Cherry pie
- 29. 1/4 Peach pie
- 30. 1/4 Blackberry pie
- 31. 1/4 Other fruit pie
- 32. 1/4 Pecan Pie
- 33. 1/4 Fruit cobbler, in disposable bowl
- 34. 1/4 Miscellaneous pie (cream pies will not be accepted)

Teen's Cooking: (Ages 13-17)

- 35. Plate of 3 biscuits
- 36. Plate of 3 yeast rolls
- 37. 1/2 loaf of quick bread
- 38. 1/4 layered cake, iced
- 39. Plate of 3 cupcakes, frosted
- 40. Plate of 3 brownies
- 41. Plate 3 oatmeal cookies
- 42. Plate of 3 chocolate chip cookies
- 43. Plate of 3 pieces of peanut butter fudge
- 44. Plate of 3 miscellaneous cookies (all one kind)

Children's Cooking: (Ages 12 and under)

- 45. 1/2 loaf of quick bread
- 46. Plate of 3 cupcakes, frosted
- 47. Plate of 3 brownies
- 48. Plate of 3 oatmeal cookies
- 49. Plate of 3 chocolate chip cookies
- 50. Plate of 3 peanut butter cookies
- 51. Plate of 3 no-bake cookies
- 52. Plate of 3 pieces of candy
- 53. Plate of 3 miscellaneous cookies (all one kind)

CANNING (Either quarts, pints or half pints)

Fruits (Quarts or Pints)

- 54. Peaches
- 55. Apples
- 56. Cherries
- 57. Pears
- 58. Applesauce
- 59. Blackberries
- 60. Miscellaneous fruits

Vegetables (Quarts or pints)

- 61. Green beans
- 62. Corn
- 63. Tomatoes
- 64. Tomato juice

- 65. Sauerkraut
- 66. Soup mixture
- 67. Miscellaneous vegetable

Pickles or relish (Quarts or pints)

- 68. Cucumber pickles
- 69. Bread and butter pickles
- 70. Dill pickles
- 71. Beet pickles
- 72. Pickled vegetables
- 73. Pickled peppers
- 74. Miscellaneous pickles
- 75. Cucumber relish
- 76. Corn relish
- 77. Salsa
- 78. Miscellaneous relish

Sauces (Quarts or pints)

- 79. Barbeque sauce
- 80. Spaghetti sauce
- 81. Ketchup
- 82. Miscellaneous sauce

Canned Protein (Quarts or pints)

- 83. Meat or Poultry (specify type)
- 84. Fish or Seafood (specify type)

Jellies, preserves and jams (Pints or half pints)

- 85. Apple jelly
- 86. Grape jelly
- 87. Blackberry jelly
- 88. Citrus jelly
- 89. Pepper jelly
- 90. Flower or Herb jelly
- 91. Sugar-free jelly
- 92. Miscellaneous Jelly
- 93. Strawberry preserves
- 94. Peach preserves
- 95. Sugar-free preserves
- 96. Miscellaneous Preserves
- 97. Strawberry jam
- 98. Blackberry Jam
- 99. Sugar-free jam
- 100. Miscellaneous Jam
- 101. Fruit butter
- 102. Honey without comb
- 103. Honey with comb

Dehydrated Foods

- 104. Meat jerky, 6 strips, named
- 105. Any vegetable, 1 cup, named
- 106. Herb, 1/4 cup, specify type

DEPARTMENT H: HOME ECONOMICS CONT.

Teen's Canning (Ages 13-17)

- 107. Salsa
- 108. Jellies, preserves and jams
- 109. Miscellaneous relish

Children's Canning (Ages 12 and under)

- 110. 1 canned vegetable
- 111. 1 canned fruit
- 112. 1 miscellaneous canning

QUILTS (Add tag to identify who pieced and quilted)

- 113. Appliquéd quilts
- 114. Hand embroidered
- 115. Machine embroidered
- 116. Hand pieced machine quilted
- 117. Machine pieced, machine quilted
- 118. Machine pieced, hand quilted
- 119. Hand pieced, hand quilted
- 120. Most creative quilt
- 121. Baby quilt, machine pieced, machine quilted
- 122. Baby quilt, hand pieced, hand quilted
- 123. Baby quilt, mixed techniques
- 124. Vintage quilts (20 years or older) in good condition
- 125. Mixed, Pieced and Appliqué
- 126. Quilt from kit
- 127. First time quilt (Ages 17 and under)
- 128. First time quilt (Ages 18 and over)
- 129. Group quilt
- 130. Senior adult (Ages 65 and over) quilt
- 131. Theme quilt
- 132. Lap quilt
- 133. T-shirt quilt
- 134. Miniature pieced quilt, 18" or less, must quilt block
- 135. Pieced quilt tops, un-quilted
- 136. Miscellaneous quilt
- 137. Miscellaneous coverlet

Crocheted Goods

- 138. Granny square afghan (no larger than 60" x 72")
- 139. Crocheted afghan (no larger than 60" x 72")
- 140. Baby crocheted afghan (no larger than 45" x 60")
- 141. Sweater for infant (Ages 0-3)
- 142. Sweater for child (Ages 4-12)
- 143. Crocheted baby booties or shoes
- 144. Crocheted baby hat/bonnet
- 145. Table runner (up to 72" in length)
- 146. Doily
- 147. Scarf
- 148. Cape, shawl, shrug, stole or poncho
- 149. Crocheted doll clothes
- 150. Crocheted item (Ages 13-17)
- 151. Miscellaneous crochet clothing
- 152. Miscellaneous crochet (other than mentioned)

Knitted Goods

- 153. Baby afghan (no larger than 45" x 60")
- 154. Adult sweaters
- 155. Baby sweater (Ages 0-3)
- 156. Sweater for child, (Ages 4-12)
- 157. Baby booties or shoes
- 158. Baby Hat/Bonnet
- 159. Scarf & hat or scarf & mittens
- 160. Cape, shawl, poncho, shrug or stole
- 161. Scarf only
- 162. Mittens or gloves
- 163. Knitted doll clothes
- 164. Knitted item (Ages 13-17)
- 165. Miscellaneous knitted item

Clothing and Textiles

- 166. Adult sports clothing
- 167. Adult casual clothing
- 168. Adult special occasion
- 169. Adult clothing miscellaneous
- 170. Children's clothing, special occasion
- 171. Children's clothing, casual
- 172. Children's clothing, miscellaneous
- 173. Accessory
- 174. Vest
- 175. Handmade Doll Clothing
- 176. Apron – full
- 177. Apron - half
- 178. Purse or tote
- 179. Costume
- 180. Vintage dress-up clothing (non-commercial, over 25 years)
- 181. Miscellaneous clothing

Wearable Textile Arts (May use purchased items to decorate)

- 182. Decorated shirt, cross-stitched, applique, painted, etc.
- 183. Decorated garment, machine embroidery
- 184. Decorated jacket made from sweatshirt
- 185. Decorated denim garment
- 186. Decorated tote or purse

Handicrafts

- 187. Decorative towels
- 188. Embroidered pillowcase (bring 1)
- 189. Miscellaneous pillowcase (bring 1)
- 190. Pin cushion
- 191. Handmade doll
- 192. Handmade animal
- 193. Placemat
- 194. Potholders/Hot Dish Mat
- 195. Tablecloth
- 196. Table runner (up to 90" long)
- 197. Hand towel
- 198. Kitchen tea or dish towel

DEPARTMENT H: HOME ECONOMICS CONT.

- 199. Dish cloth
- 200. Recycled handicraft
- 201. Decorative painted handicraft
- 202. Miscellaneous handicraft
- 203. Machine embroidered item
- 204. Grapevine items
- 205. Handmade holiday wreaths (other than Christmas)
- 206. Handmade door or wall decorations other than holiday
- 207. Handmade jewelry, original design (placed in box or bag)
- 208. Handmade jewelry, beaded design (placed in box or bag)
- 209. Handmade jewelry, mixed media (placed in box or bag)
- 210. Recyclable wearable or accessory
- 211. Painted gourd
- 212. Non-painted technique gourd
- 213. Decorated gourd
- 214. Nature crafts
- 215. Decorated hats (Derby, etc.)
- 216. Tatted items
- 217. Handmade Rug
- 218. Miscellaneous wood item

Baskets

- 219. Basket made from natural materials
- 220. Decorated basket
- 221. Miscellaneous basket

Wall Hanging (equipped to hang)

- 222. Quilted pieced wall hanging
- 223. Quilted non-pieced wall hanging
- 224. Embroidered wall hanging
- 225. Miniature wall hanging, 24" maximum per side or maximum of 96" around outside edge
- 226. Miscellaneous wall hanging

Pillows

- 227. Quilted pillow
- 228. Pieced quilted pillow
- 229. Baby pillow
- 230. Needlecraft
- 231. Miscellaneous pillow

Stitchery

- 232. Swedish Weaving
- 233. Hardanger
- 234. Miscellaneous cross-stitched article
- 235. Miscellaneous stitchery

Needlework Pictures (framed)

- 236. Up to and including 14-count cross-stitchery
- 237. 16- to 32- count framed cross stitchery
- 238. Sampler stitchery
- 239. Miscellaneous stitchery framed

Christmas

- 240. Crocheted Christmas item
- 241. Cross-stitched Christmas decoration
- 242. Christmas door decoration
- 243. Christmas table decoration
- 244. Christmas wreath
- 245. Cross-stitched Christmas ornament
- 246. Ceramic Christmas ornament
- 247. Plastic canvas ornament
- 248. Plaster Christmas ornament
- 249. Christmas stockings, any kind
- 250. Christmas quilted wall hanging
- 251. Christmas wall decoration
- 252. Ceramic item
- 253. Miscellaneous handmade Christmas item
- 254. Miscellaneous Christmas ornament

Hobbies (Adult)

- 255. Best collective hobby, (3 items)
- 256. Best handmade creative hobby
- 257. Scrapbook depicting family
- 258. Scrapbook depicting a vacation
- 259. Scrapbook depicting a holiday
- 260. Scrapbook miscellaneous Handmade Book
- 262. Handmade Card
- 263. Leathercraft
- 264. Miscellaneous woodcraft

WRITER'S CORNER

(no item should be larger than 8 1/2 x 11 (regular size paper) – framed items will not be accepted)

- 265. Original poems, adult
- 266. Original poems (young adult (Ages 13-21)
- 267. Original poems, children (Ages 12 and under)
- 268. Original short story, adult
- 269. Original short story, young adult (Ages 13-21)
- 270. Original short story, children (Ages 12 and under)
- 271. Memoir - adults
- 272. Letter to Santa, children (Ages 12 and under)

MEN'S CORNER

- 273. Large (over 24") wood item
- 274. Small - (24" and under) wood item
- 275. Miscellaneous woodcraft item
- 276. Home furnishings (not wooden)
- 277. Walking sticks
- 278. Cornhole board
- 279. Wood carving
- 280. Wall hanging
- 281. Tabletop item
- 282. Leather
- 283. Miscellaneous item

DEPARTMENT H: HOME ECONOMICS CONT.

TEEN'S CORNER (Ages 13-17)

- 284. Fabric garment
- 285. Handmade jewelry
- 286. Best creative hobby
- 287. Models
- 288. Scrapbook
- 289. Scrapbook pages (3-5 attached)
- 290. Legos creation (kit)
- 291. Legos creations (no kit)
- 292. Woodcraft item
- 293. Miscellaneous handicraft

CHILDREN'S CORNER (12 and under)

- 294. Fabric item
- 295. Fabric garment
- 296. Wood item
- 297. Embellished clothing
- 298. Handmade jewelry (Ages 5 and under)
- 299. Handmade jewelry (Ages 6-12)
- 300. Plaster craft
- 301. Best creative hobby
- 302. Model

CHILDREN'S CORNER CONT. (12 and under)

- 303. Children's crafts (Ages 5 and under)
- 304. Children's crafts (Ages 6-12)
- 305. Scrapbook pages (3-5 attached)
- 306. Best collective hobby (3 items)
- 307. Legos creation (kit - Ages 5 and under)
- 308. Legos creation (no kit - Ages 5 and under)
- 309. Legos creation, (kit - Ages 6-12)
- 310. Legos creation (no kit - Ages 6-12)
- 311. Recycled Handicrafts (Ages 7 and under)
- 312. Recycled Handicrafts (Ages 8 to 12)
- 313. Miscellaneous item

DEPARTMENT I: FINE ARTS

SUPERINTENDENT: Jennifer Bridge 270-422-4958

HOME & GARDEN EXHIBIT HALL COORDINATOR:

Jennifer Bridge, Extension Agent for Family and Consumer Sciences Education – Meade County, 270-422-4958

1. All entries must be original and done by exhibitor. Works must have been completed in last two years.
2. In the ADULT categories, all oils must be framed, all other pictures in that category must be matted, mounted or framed. If entry is non-framed, use only one mat.
3. All pictures in the ADULT category must be ready for hanging *with wire, string or built-in-hanger. If the frame has two hangers, use wire or string dto connect.*
4. No artist may have more than ONE entry in each individual category. Artists who have derived \$500 or more income in the past year from the sale of any artwork may enter only in the professional category.
5. JUNIOR ARTISTS (ages 8-12) and BUDDING ARTISTS (ages 7 and under) may frame only oil paintings. All other artwork will be mounted, matted, *NOT FRAMED nor painted on FRAMED CANVAS.* Use only one mat.
6. *Due to limited space available for showing, all artwork, except oils, are limited to no larger than 24" x 24" finished work, including frame.*
7. Once an article has received a blue ribbon, that article cannot be entered again.
8. The department has the right to refuse any article in any category that does not meet the above criteria.
9. Entries will be accepted 7:30 a.m. to 12:30 p.m., **Monday, July 24.** Doors will be closed at 12:30 p.m. No exceptions. Judging will be on Monday afternoon.
10. Exhibitors MUST remove articles from this department on **Sunday, July 30,** from 1:30 p.m. to 2:30 p.m.
11. **ANY ARTICLE REMOVED BEFORE THIS TIME WILL NOT RECEIVE A PREMIUM, EVEN IF IT PLACED IN THE TOP THREE OF ITS CATEGORY!**
12. Judging will be done by qualified judges, whose decisions will be final.

The management will not be responsible for any article exhibited, but due care will be given to the handling of the articles and guards will be furnished to give reasonable protection to exhibits at all times.

Five GrandChampions will be selected, one from the adult division, one from the young adult division and one from the junior/budding artists, one from photography or computer generated and one for Professional Artists. Each will receive a rosette plus their ribbon and premium money.

All categories will receive: First, \$5; Second \$3, Third, \$2.

DEPARTMENT I: FINE ARTS CONT.

ADULT ARTISTS

1. Oil Painting
2. Acrylic painting
3. Watercolor painting
4. Miscellaneous painting
5. Portrait, any medium
6. Drawing pastels, charcoal
7. Drawing pen, ink, marker
8. Drawing pencil, colored pencil
9. Sculpture /Pottery
10. 3-D object
11. Hand painted china
12. Stained glass
13. Miniature painting (10" x 10" or less)
14. Photography of human - B&W
15. Photography of human - Color
16. Photography of other - B&W
17. Photography of other - Color
18. Photography of animals -B&W
19. Photography of animals - Color
20. Multiple pictures in one frame (24"x24" limit)
21. Computer generated or assisted design
22. Calligraphy (art of fine writing)

YOUNG ADULT ARTISTS (13-15)

23. Oil painting
24. Acrylic painting
25. Watercolor painting
26. Miscellaneous painting
27. Drawing pastels, charcoal
28. Drawing pen, ink, marker
29. Drawing - pencil, colored pencil
30. Sculpture/Pottery
31. 3-D object
32. Mixed media
33. Photography of human - B&W
34. Photography of human - Color
35. Photography of other - B&W
36. Photography of other - Color
37. Photography of animals - B&W
38. Photography of animals - Color
39. Computer generated or assisted design
40. Sand art
41. Mechanical drawing (drafting)
42. Calligraphy (art of fine writing)
43. Collage
44. Print Making
45. Tempera Paint

YOUNG ADULT ARTISTS (16-18)

46. Oil painting
47. Acrylic painting
48. Watercolor painting
49. Miscellaneous painting
50. Drawing - pastels, charcoal
51. Drawing - pen, ink, marker
52. Drawing - pencil, colored pencil
53. Sculpture/Pottery
54. 3-D object
55. Mixed media
56. Photography of human - B&W
57. Photography of human - Color
58. Photography of other - B&W
59. Photography of other - Color
60. Photography of animals - B&W
61. Photography of animals - Color
62. Computer generated or assisted design
63. Sand art
64. Mechanical drawing (drafting)
65. Calligraphy (art of fine writing)
66. Miscellaneous (does not fit any other category)
67. Collage
68. Print Making

JUNIOR ARTISTS (age 8-12) (no framed pictures)

69. Oil painting
70. Acrylic painting
71. Watercolor painting
72. Drawing - crayon
73. Drawing - pen, ink, marker
74. Drawing - pencil, colored pencil
75. Mixed media
76. Sculpture/Pottery
77. 3-D object
78. Collage
79. Photography of human - B&W
80. Photography of human - Color
81. Photography of other - B&W
82. Photography of other - Color
83. Photography of animals - B&W
84. Photography of animals - Color
85. Computer generated or assisted design
86. Sand art
87. Tempera Paint
88. Print Making

BUDDING ARTISTS

(ages 7 & under)

no framed pictures)

89. Watercolor painting
90. Tempera paint
91. Drawing - crayon
92. Drawing - pen, ink, marker
93. Drawing - pencil, colored pencil
94. Mixed agenda
95. Collage
96. Sculpture/Pottery
97. 3-D object
98. Color book art
99. Photography of human - B&W
100. Photography of human - Color
101. Photography of other - B&W
102. Photography of other - Color
103. Photography of animals - B&W
104. Photography of animals - Color
105. Computer generated or assisted design
106. Miscellaneous

PROFESSIONAL ARTISTS

- I. Oil painting
- II. Acrylic painting
- III. Watercolor painting
- IV. Mixed medium
- V. Portrait - any medium
- VI. Charcoal/pastel drawing
- VII. Photography - B&W
- VIII. Photography - Color
- IX. Miscellaneous entry
- X. Pencil drawing
- XI. Pen/ink drawing
- XII. Sculpture/Pottery
- XIII. 3-D object

DEPARTMENT K: FFA

IN THE 4-H BUILDING

SUPERINTENDENT: Noel Pack

CHAIRPERSON: Mary Brooke Stith

COMMITTEE: John Banks and Leena Knott

GENERAL RULES FOR EXHIBITS:

- A. FFA members who are in good standing and who are doing approved experience program work under supervision of the teacher of agriculture are eligible to exhibit.
- B. Exhibitors in this department will be required to submit to the superintendent of the department the record book on the project completed to date.
- C. Exhibitors in the FFA Department are required to abide by the General Rules and Regulations of the fair.
- D. Only members of the FFA in Meade County are eligible to enter in this department.
- E. All exhibits must be a part of the member's program.
- F. Exhibits must be entered by 12 p.m., July 24, and picked up between 1:30 - 2:30 p.m., July 30.

FFA CROPS:

TOBACCO:

- 1. Stick, five (5) plants
- 2. Potted plant

CORN:

- 3. Single ear
- 4. Ten ears
- 5. One quart, shelled

HAY (10 lbs.)

- 6. Alfalfa
- 7. Mixed
- 8. Red clover

SMALL GRAIN:

- 9. Wheat
- 10. Soybeans

VEGETABLES: (Plate of 5)

- 11. Cucumbers
- 12. Bell peppers
- 13. Banana Peppers
- 14. Squash
- 15. Zucchini
- 16. Green Beans
- 17. Tomatoes
- 18. Sweet Corn
- 19. Salsa
- 20. Potatoes

FLOWERING HANGING BASKETS

AG MECHANICS

AGRISCIENCE FAIR PROJECTS

DEPARTMENT L: 4-H CLUB

SUPERINTENDENT: Deana K. Reed, County Extension Agent for 4-H Youth Development

ADVISORY COMMITTEE: Meade County 4-H Council members

Premiums: Blue-\$4.50, Red-\$2.50, White \$1.50

RULES

1. Project entry day @ Meade County Extension Office: Thursday, July 20 from 1:00 – 3:00 p.m.
2. Exhibits must be picked up from 1:00 p.m. to 2:00 p.m. Sunday, July 30. All exhibits that are not picked up will be returned to the Extension Office and held for one week.
3. Entries will only be accepted for the 4-H classes listed below. NO NEW classes will be created on entry day. Entries that do not fit the listed 4-H classes, MAY BE eligible for entry in the Home and Garden Exhibit Hall.
4. All entries must be made by the 4-H member exhibiting, made in the current project year (September 1, 2022 – July 1, 2023) and according to category/project requirements.
5. Judging will be done on the Danish System. Premiums will not exceed the amounts shown above. (This is not a minimum guarantee, but a maximum).

DIVISION I – 4-H SEWING

Unique Rules or Instructions:

- a. A member may enter up to two classes within their age division in the Sewing Division. (This means: a member's name may appear up to two times in the junior age division or the senior age division but cannot appear in both age divisions on the county's Sewing Division invoice sheet.)
- b. **Item must meet all requirements for the class:** otherwise, the entry will be disqualified.
- c. Items entered must have been completed by the exhibitor within the current program year.
- d. The decision of the judges is final.
- e. Items must be "handmade"; no ready-to-wear/factory made items will be accepted for judging.
- f. Articles of clothing for "Clothing Option" classes are to be made by and constructed for the 4-H member to wear. Doll clothing does not meet the requirement for Clothing Option classes.
- g. Send **NO additional** accessories or undergarment with any sewing entry unless it was constructed as a part of the project.
- h. Specific number of items: In classes where there is to be a specified number of articles exhibited and the entry contains more, the judges will be instructed to have the agent who submits the article(s) make the decision on which item(s) are to be judged. In those cases where the situation was not discovered before entry was made, the article(s) to be judged will be left to the discretion of the judges.
- i. Complete outfit: The definition of a "complete outfit" is an item or items that cover the top and bottom of the body. To be considered a top, a jacket or robe, it must include a front closure. Open front tops that require an under shirt do not count as a complete outfit unless the under shirt is also constructed by the member.

Additional Documentation Required:

- a. Documentation is required only in Junior Unit VI non-clothing option, Up Cycle Jr & Sr, and Smart Clothing Jr & Sr projects.
 - i. Documentation may be handwritten or printed by computer on 8.5" X 11" paper.
 - ii. Insert documentation into folder or plastic sheet protector. Attach it to the item using a safety pin or binder clip.

Junior Division for 4-H'ers Ages 9-13

Junior members may complete the projects in any order and may repeat a level more than one year. The curriculum includes instructions for making "practice" items; the practice items do not fit in classes in the Clothing Division.

Unit I – Let's Learn to Sew: Beginner skills; See Publication: <http://www.ca.uky.edu/agc/pubs/4jd/4jd01pb/4jd01pb.pdf>, pages 3-20 and 55-56.

L-790A Unit I Clothing Option: Shorts, pants, or skirt with casing waistline (elastic and/or drawstring). Garment must be made from woven fabric and include the following: straight machine stitching, appropriate visible seam finish, and machine stitched hem.

L-790B Unit I Non Clothing Option: Apron OR drawstring backpack/shoulder bag OR tote bag with fabric handles OR a laundry bag. Item must be made from woven fabric and include the following: straight machine stitching, appropriate visible seam finish, and a casing or machine stitched hem. Practice project (travel kit ad tissue holder) are not to be entered.

Unit II – Let's Get to the Bottom: Beginner skills; See Publication: <http://www.ca.uky.edu/agc/pubs/4jd/4jd01pb/4jd01pb.pdf>, pages 21-38 and 55-56.

L-791 Unit II Clothing Option: Skirt, shorts or pants. Exhibit must be made from woven fabric and include the following: enclosed seams, appropriate seam finish, interfacing, zipper, and a facing or waistband.

DEPARTMENT L: 4-H CLUB CONT.

L-792 Unit II Non Clothing Option: Zippered tote bag/purse, garment bag, or duffel/gym bag. Exhibit must be made from woven fabric and include the following: enclosed seams, appropriate seam finish, interfacing, and 14" or longer zipper. (Pre-quilted woven fabric and recycled woven fabric are acceptable fabric choices but use is not required). Practice projects (book cover, zippered travel bag) are not to be entered.

Unit III – Top It Off: Beginner skills; See Publication: <http://www.ca.uky.edu/agc/pubs/4jd/4jd01pb/4jd01pb.pdf>, pages 39-52 and 55-56.

L-793 Unit III Clothing Option: Shirt, simple jacket, one piece dress with no waistline, cape with a hood or collar, bathrobe, or vest with lining or facing. Garment must be made from woven fabric and include the following: buttons and buttonholes. A simple lining, trim, collar, and sleeves may be included but are not required.

L-794 Unit III Non Clothing Option: Backpack with lining, applied trim, and button/buttonhole closure. Practice projects (hanger cover, pillow case with button closure, gift bag) are not to be entered.

Unit IV – Stretch Your Knit Skills: Beginner skills; See Publication: <http://www.ca.uky.edu/agc/pubs/4jd/4jd01pb/4jd01pb.pdf>, pages 45-48 and 55-56.

L-795 Unit IV Stretch Your Knit Skills: 1 or 2 piece complete outfit made from knit fabric; such as a dress, top and bottom, pajamas, or nightshirt. All garment pieces must be made from knit fabric with a limited amount of one-way stretch; rib knit may be included for neckband and arm/leg band trim only.

Unit V – Moving on Up: Intermediate skills; See publication: http://4-h.ca.uky.edu/sites/4-h.ca.uky.edu/files/junior_unit_v_moving_on_up.pdf

L-796 Unit V Moving on Up: one-piece complete outfit made from woven fabric; such as a dress, coveralls, or jumpsuit. Item must include at least a zipper and/or buttons and buttonholes. A waistline simple lining, trim, collar, and sleeves may be included but are not required.

Unit VI – Put it All Together; See Publication: <http://www.ca.uky.edu/agc/pubs/4jd/4jd01pb/4jd01pb.pdf>, pages 49-56

L-797 Unit VI Put It All Together Clothing Option: 2 or 3 piece complete coordinating outfit; such as warm up suit; dress with jacket or coat, swimwear with cover-up, jacket or shirt with slacks/ skirt. At least one piece must include sleeves and a collar/ hood. No simple casings. Fabric choice may be woven, knit or a combination of the two.

L-798 Unit VI Put It All Together Non Clothing Option: Original design tote bag or bicycle carrier and documentation folder – made using Wild Ginger Software, Inc. Wild Things! Software program download free at: <https://www.wildginger.com/products/wildthings.htm>. Select the "Tote Bag" or "Bicycle Carrier" option and design a bag that includes at least 2 pockets. Be creative with your design. Required elements: at least 2 pockets; minimum size of 12 inches in height and 12 inches in width. Item must have at least one functional zipper; and creative stitchery or applied trim to personalize your bag. If bag is not lined, the seam allowances must be finished with a bound seam finish. Optional elements: lining, other type closure as design dictates [button(s), hook and loop tape, or snap(s)]. In the documentation include: your name, your county, the name of the unit, class entered, number of years you have been sewing, cost, and the printed design sheets (one for each pocket selected) from the program, and answers to the following questions:

1. How did you choose the size of your tote bag? Did you use any of the default settings in the program?
2. Did you have any trouble using the software or printing your pattern? Explain
3. Did you download the Wild Things! Program to your home computer or use the program at your county extension office?
4. Did you make any changes to your pattern after it was printed? If so, tell what you changed.

Unit: Up Cycle It!—for youth ages 9-13 with advanced sewing skills; See publication: https://4-h.ca.uky.edu/sites/4-h.ca.uky.edu/files/upcycle_project_jr_and_sr.pdf

L-799A Up Cycle It! Junior-item sewn from recycled/repurposed garments and documentation folder: Sew a garment or fashion accessory from previously worn garments. Recycled fabric is to be the major component of the item. Recycled garments may be cast-offs from the member's family/friends or purchased at a yard sale or similar low cost source. Documentation is required. In documentation include the following: your name, your county, the name of the unit, class entered, number of years you have been sewing; a "before" photo of all recycled items used; source of the recycled garment; how the design was created; and any design drawings that were used in the creation. Place documentation in a folder or plastic sheet protector. "Deconstructed" t-shirts which do not include sewing skills do not fit this class. Items for the home do NOT fit this class. Items which do not include sewing as a major means of reconstruction are not eligible for this class.

Unit: Style Engineers-for youth ages 9-13

L-799B Smart Clothing and documentation: one soft circuit item created using conductive thread and hand sewing and/or machine sewing skills, LEDs, and battery pack. May include items such as an LED bracelet, an illuminating fashion applique, an illuminating fashion accessory, or an illuminating garment constructed by the member. **Documentation:** Attach diagram of the circuitry in your item. Website: <http://styleengineers.org/module/smart-clothing/>

DEPARTMENT L: 4-H CLUB CONT.

Senior Division for 4-Hers, age 14-18. Senior members may complete the projects in any order and may repeat a level more than one year.

Unit: Let's be Casual- for ages 14-18. (See publication: http://4-h.ca.uky.edu/sites/4-h.ca.uky.edu/files/senior_unit_1_a_lets_be_casual.pdf)

L-800 Let's Be Casual - Clothing Option: 1 or 2 piece complete outfit made from knit or woven fabric such as a dress, top and bottom, simple pajamas, or robe.

L-801 Let's be Casual - Non Clothing Option: 2 coordinating fabric accessories from the following: apron, oven or BBQ mitt, wallet, garment bag, purse, backpack or duffel bag.

Unit: Dress it Up- for ages 14-18. (See publication: https://4-h.ca.uky.edu/sites/4-h.ca.uky.edu/files/senior_unit_1_b_dress_it_up_0.pdf)

L-802 Dress It Up - 1 or 2 piece complete "dressy" outfit, such as a dress, suit, pantsuit, sport coat and slacks. Fabric choice may be woven, knit or a combination of the two.

Unit: Match it Up - for ages 14-18. See publication: https://4-h.ca.uky.edu/sites/4-h.ca.uky.edu/files/senior_unit_1_c_mathc_it_up.pdf)

L-803 Match It Up--Clothing Option: Choose at least one item from each group to make a complete 3 or 4 piece coordinated outfit:

- Shorts, pants, or skirt
- Top, blouse, shirt
- Vest, jacket, sweater

At least one piece is required to have regulation set in sleeves. Fabric choice may be woven, knit or a combination of the two. An accessory item may be included as the fourth piece.

L-804 Match It Up-Non Clothing Option: 3 or 4 piece coordinating luggage/travel accessories set. Ideas include but are not limited to a wallet, purse, device carrier, backpack, duffel bag, gym bag or bag for bike or vehicle. Among the items chosen, the set must include the use of applied trim, pockets and at least one 14" or longer zipper.

Unit: Creative Expressions- for ages 14-18. (See publication: https://4-h.ca.uky.edu/sites/4-h.ca.uky.edu/files/senior_unit_1_d_creative_expressions.pdf)

L-805 Creative Expression-Clothing Option: Construct a complete outfit for one of the following activities:

- Halloween, theater, or historic costume
- Uniform for medical profession, cheerleader, dancer, etc.
- Riding apparel

L-806 Creative Expression-Non Clothing Option: Select one of the following and construct a:

- Fabric doll or animal with a wardrobe of two outfits
- Machine appliquéd specialty flag or decorative banner (minimum size 24 inches x 24 inches)

Unit: Leisure Time- for ages 14-18 with advanced skills. (See publication: https://4-h.ca.uky.edu/sites/4-h.ca.uky.edu/files/senior_unit_2_a_leisure_time_1.pdf)

L-807 Leisure Time--Clothing Option: 2 or 3 piece complete outfit. Choose from the following:

- Athletic wear such as leotard, cycling wear, warm-up suit, bathing suit and cover-up, tennis wear
- Pajamas and robe (must use specialty fabric such as terry cloth, flannel, fleece, nylon tricot)
- Raincoat and hat or rain suit

Unit: Formal Affair- for youth ages 14-18 with advanced skills. (See publication: https://4-h.ca.uky.edu/sites/4-h.ca.uky.edu/files/senior_unit_2_b_formal_affair_2.pdf)

L-808 Formal Affair - 1 or 2 piece complete outfit, such as a prom dress, bridesmaid dress, or tuxedo. Fabric choice may be woven, knit or a combination of the two.

Unit: Up Cycle It!-for youth ages 14-18 with advanced sewing skills; See publication: https://4-h.ca.uky.edu/sites/4-h.ca.uky.edu/files/upcycle_project_jr_and_sr.pdf

L-809 Up Cycle It! Senior-item sewn from recycled/repurposed garments and documentation folder: Sew a garment or fashion accessory from previously worn garments. Recycled fabric is to be the major component of the item. Recycled garments may be cast-offs from the member's family/friends or purchased at a yard sale or similar low cost source. Additional documentation is required. In documentation include the following: your name, your county, the name of the unit, class entered, number of years you have been sewing; a "before" photo of all recycled items used; source of the recycled garment; how the design was created; and any design drawings that were used in the creation. Place documentation in a folder or plastic sheet protector. "Deconstructed" t-shirts which do not include sewing skills do not fit this class. Items for the home do NOT fit this class. Items which do not include sewing as a major means of reconstruction are not eligible for this class.

DEPARTMENT L: 4-H CLUB CONT.

Unit: Style Engineers—for guys and girls ages 14-18

L-810 Smart Clothing and documentation: one soft circuit item using conductive thread and hand sewing and/or machine sewing skills, LEDs and battery pack. May include items such as an LED bracelet, an illuminating fashion applique, an illuminating fashion accessory, or an illuminating garment constructed by the member. **Documentation:** Attach a diagram of the circuitry in your item. Website: <http://styleengineers.org/module/smart-clothing/>

DIVISION 2 – 4-H NEEDLEWORK DEPARTMENT

1. Number of Entries Permitted:

- Member may enter ONE class per category (categories are crochet, knitting, tatting, embroidery, and quilting) in the Needlework Division.

2. General Rules:

- Item must meet the requirements for the class; otherwise, the entry may be disqualified.
- Items entered must have been completed by the exhibitor within the current program year.
- The decision of the judges is final.

3. Unique Rules or Instructions:

- Items must be “handmade” by the 4-H member. Items knit with a knitting machine or loom are not permitted.

4. Additional Documentation Required:

- If the pattern/instructions are not from the Kentucky 4-H Needlework Notebook, a copy of the pattern must be submitted with the exhibit. Label the pattern with entrant’s name and attach to exhibit. Attach to item with a safety pin or binder clip.

CROCHET

L-813 Small Crochet Item(s) made of medium (4) weight yarn: Must include rows of single, half double and/or double crochet stitches. Such as: scarf, purse, belt, hat, pillow, two wash cloths (made from cotton yarn), or pair of slippers. Scarf must be at least 24” long.

L-814 Large Crochet Item(s) made of medium (4) weight yarn: Must include rows of single, half double and/or double crochet stitches. Such as: afghan, shawl, or vest.

L-815 Crochet Item made entirely with novelty yarn: Do not use standard medium (4) weight yarn. Must include rows of single, half double, and/or double crochet stitches. Such as: scarf, purse, belt, hat, pillow, pair of slippers, afghan, shawl, or vest. Scarf must be at least 24” long. Novelty yarn is any yarn other than medium (4) worsted weight yarn.

L-816 Crochet Item made using the Granny Square technique: May use any weight yarn; single or multiple colors of yarn. Such as: purse, shawl, afghan, or hat.

L-817 Crochet Item(s) made using intermediate skills/pattern crochet stitches: Such as: hat, belt, scarf, pair of mittens, pillow, sweater, vest, shawl or baby blanket, doily (made from bedspread (0) weight thread) or set of 5 different ornaments (made from bedspread (0) weight thread using intermediate skills/stitches). Include one or more pattern stitches—shell, arch, diamond, bobble, snapdragon, popcorn, cross, puff, cluster, or seed/granite. Can include one or more colors in alternating rows (stripes). Scarf must be at least 24” long.

L-818 Crochet Item using intermediate skills for shaping and fitting multiple pieces together: Items must include increase and decrease. Such as stuffed toys or pair of slippers.

L-819 Item or pair of items using advanced crochet skills: include one or more of the following advanced skills: beadwork, filet crochet creating plaids, geometric designs, or checks; making novelty crochet articles.

L-820 Item or pair of items using advanced crochet skills to create your own design: Original designs must include a copy of directions, notes and diagrams used to create the item(s). Suggested items include: multi-colored hat, purse, collar (made with bedspread-weight cotton thread), sweater, jacket, Afghan or coat.

HAND EMBROIDERY Category

All embroidery projects are to be a “finished” item (for example: the stitchery is framed or made into an item such as a pillow, wall hanging, pot holder, eyeglass holder, etc.) The stitchery can be created on a purchased item, such as a pillowcase, clothing, tote bag, purse, bib, or dishtowel. Items may be made from purchased kits that meet the individual project guidelines.

The sizes mentioned in the classes below (such as 5” X 7”) relate to the amount of stitching, not the size of the fabric, frame, or finished item.

One type of embroidery stitch:

L-821 Redwork: Embroidery item made with a single color of floss such as “Redwork,” using red floss. Must use the stem stitch and have an embroidered area equivalent to 3 x 3 inches or larger.

L-822 Stamped Cross Stitch: Cross stitched design stamped (printed/drawn) on plain woven fabric and have an embroidered area equivalent to 3 x 3 inches or 2” x 16” border or larger.

DEPARTMENT L: 4-H CLUB CONT.

Multiple Types of Embroidery Stitches:

L-823 Candlewicking: Candlewicking design stamped on plain woven fabric. Must include stem/outline, satin and colonial knot stitches and have an embroidered area equivalent to 3 x 3 inches or larger.

L-824 Stamped Embroidery: Embroidery design printed/drawn on plain woven fabric or felt. Must include three or more of the following different stitches (stem/outline, lazy daisy, running, straight, French knot, satin, blanket, chain, or back stitch). May use more than one color of floss. Must have an embroidered area equivalent to 3 x 3 inches or larger.

L-825 Free Embroidery: Embroidery design used to embellish a base fabric without the design being drawn on the fabric. Must include three or more of the following different stitches (stem/outline, lazy daisy, running, straight, French knot, satin, blanket, chain, or back stitch). May use more than one color of floss. Must have an embroidered area equivalent to 3 x 3 inches or larger. Embroidery may embellish design lines on the item.

Charted embroidery using Large Cross or Snowflake stitches:

L-826 Cross Stitch on Gingham: Cross stitch on 1/4-inch gingham and have an embroidered area equivalent to 5 x 7 inches or larger.

L-827 Counted Cross Stitch on 11 Count Aida Cloth: Must have an embroidered area equivalent to 5 x 7 inches or larger.

L-828 Chicken Scratch on gingham: Chicken Scratch (also known as Snowflake embroidery) on 1/4 inch or smaller checked gingham fabric. Must have an embroidered area equivalent to 5 x 7 inches or larger.

Crewel Embroidery:

L-829 Crewel embroidery: Crewel embroidery design on linen or cotton twill fabric using crewel or Persian yarn. Must have an embroidered area equivalent to 5 x 7 inches or larger.

Charted Embroidery Using Specialty Cloth:

L-830 Counted cross stitch on 14 Count Aida Cloth: Must have an embroidered area equivalent to 5 x 7 inches or larger.

L-831 Counted Cross Stitch using Waste Canvas: Must have an embroidered area equivalent to 5 x 7 inches or larger.

L-832 Huck embroidery: Huck embroidery on huck towel/toweling creating a minimum 2-inch wide border design.

L-833 Swedish Weaving: Swedish weaving on monk's cloth creating a minimum of 6-inch wide border design.

Embroidery Using Advanced Skills:

L-834 Ribbon Embroidery Using Silk Ribbon for 5 or More Embroidery Stitches: Design may also include use of embroidery floss in addition to the silk ribbon.

L-835 Counted Cross Stitch on 18 or 22 Count Even Weave or Aida Cloth: Must have an embroidered area equivalent to 5 x 7 inches or larger.

L-836 English Smocking: Smocked area must be equivalent to 4 x 6 inches or larger. Design must include at least 5 different smocking/embroidery stitches.

KNITTING

The objective is for youth to learn the skills involved in hand knitting with needles. Therefore items made on a knitting loom or knitting machine are NOT to be entered and will not be judged.

L-837 Small/simple knitted item(s): Items such as a hat, small pillow, purse, scarf, belt, or two wash cloths (no larger than 10" x 10"). Use medium (4) worsted weight yarn. Solid color yarn only (no variegated yarn or color change is acceptable). Wash cloths should be made from worsted weight cotton yarn. Items are limited to those that include garter stitch, stockinette stitch, and/or ribbing stitch.

L-838 Knitted Item Created using Self-Striping or Variegated Yarn(s): Use some yarn other than medium (4) worsted weight yarn. Such as a purse, scarf, hat, leg warmers, fingerless mittens, etc.

L-839 Larger/simple knitted item(s): Items such as a pair of mittens; pair of slippers, shawl; or lap/baby blanket. May use yarn other than worsted weight yarn. Multiple colors and at least one pattern stitch may be used in addition to garter stitch, stockinette stitch, and/or ribbing stitch.

L-840 Knitted project focused on Shape-Garment of Fashion Accessory: Exhibit one item or a pair of items using pick up stitches, and/or knitting in the round. Item must include increase and/or decrease. May use yarns other than medium (4) worsted weight yarn. May include simple color changes (stripes or duplicate stitch). Ideas such as: gloves, hat, mittens, socks, skirt, sweater, or vest.

L-841 Knitted project focused on Shape-Stuffed Toy: Exhibit one item using pick up stitches, and/or knitting in the round. Item must include increase or decrease. May use yarns other than medium (4) worsted weight yarn. May include simple color changes (stripes or duplicate stitch).

DEPARTMENT L: 4-H CLUB CONT.

L-843 Knitted project focused on Color Design: Exhibit one item or a pair of items using charted designs or design your own. Charted designs may include color changes such as Fair Isle, Intarsia, and/or Mosaic knitting. All entries must include a copy of directions, notes, and any diagrams used to create the item. Ideas such as: throw pillow, afghan (minimum size 45-x 60-inches), shawl, holiday stocking, purse, pair of socks, sweater, etc.

L-844 Knitted project focused on Textural Design: Exhibit one item or pair of items using charted designs or design your own. Charted designs must include multiple pattern stitches such as Aran Isle knitting or lace knitting. Knitting with beads is also acceptable. All entries must include a copy of directions, notes, and any diagrams used to create the item. Ideas such as: throw pillow, afghan (minimum size 45-x 60-inches), shawl, holiday stocking, purse, pair of socks, sweater.

QUILTING

All projects are to follow these guidelines/requirements:

1. Quilt must contain 3 layers: top (hand or machine stitched,) batting, backing.
2. If edge finish is not described in the class description the following are accepted options:
 - Stitched and turned- Backing is placed right sides together with top, stitched and turned. Opening is sewn closed. No binding needed.
 - Self-Binding-Backing is brought to the front, folded, and stitched to the quilt.
 - Applied binding- Separate binding applied with mitered corners.
 - Decorative stitched edge- optional for Class #851, #856 and #858 only.
3. Quilting – minimum 4” apart, unless otherwise indicated in class description using the following methods:
 - Hand tack
 - Hand quilt
 - Use domestic sewing machine quilt
 - No long arm or hooped embroidery quilting accepted
4. Size is listed by class with measurements of perimeter (total outer edge measurement.) Ex. 120” = 30” square or 25” x 35” rectangle – or any other combination of 120”. Can be smaller or larger as noted in class information.
5. Hanging sleeve or tabs are optional except in #846.

L-845 Strip/String Quilt: Use strips of varying widths to make 4-blocks, sewn together for the top. Stitched and turned or self-binding suggested. Perimeter not to exceed 132”. Quilting lines can be up to 8” apart. Suitable for beginner.

L-846 Wall Hanging: Begin with a square or rectangle piece of focus fabric or printed panel. Add at least 2 borders to the center block/panel. Add fabric loops for hanging. Finish with stitch and turn. Quilting can be stitch-in-the-ditch or echo quilting up to 6” apart. Perimeter not to exceed 132”. Suitable for beginner. Hanging sleeve or tabs are required.

L-847 Four Patch Runner: Hand or machine piece 3 four patch blocks. Each four-patch must include at least two 6-inch square patchwork units made with square and/or rectangle pieces (ex. four patch, rail fence.) No triangle pieces. Finished quilt should measure 12”x 36”. Quilting lines can be up to 6” apart. Stitch and turn or self-binding suggested. Suitable for advanced beginner.

L-848 Quilt-As-You-Go Quilt: Create a quilt using any quilt-as-you-go method. Add rows to the edge so that face fabric, batting and backing are attached to the previous piece. There is no additional quilting needed. Applied binding with mitered corners. Perimeter should not exceed 144”. Suitable for the advanced beginner

L-849 Small Patchwork Quilt: Sew four 12” square blocks or nine 9” square blocks with sashing and/or borders. Triangle pieces and/or machine applique’ are required. Hand or machine quilt. Applied binding with mitered corners. Finished quilt not to exceed 36” x 36”.

L-850 Dimensional Pieces, Miniature Scale or Landscape Design Quilt: Create a quilt using dimensional pieces, miniature scale, or landscape design techniques. May include fused fabric, dimensional additions, hand or machine applique, free motion quilting and/or decorative edge finish. Perimeter size a minimum 100” and a maximum size of 200”.

L-851 Squares or Strips Precut: Sew a top using pre-cut squares (2½” or 5”), 2½” x 42” (WOF) strips or a combination of these. Applied binding with mitered corners. Perimeter not to exceed 160”.

L-852 Appliqué: Pillow with appliqué: Choose a pattern to applique by hand or any machine stitch onto a background. Raw edge applique is acceptable Finish into a 14” or 16” pillow. Quilting as appropriate for the piece.

L-853 Foundation Paper Pieced Quilt: Use foundation paper piecing techniques for the quilt top. Applied binding with mitered corners. Perimeter maximum 200”.

L-854 English Paper Piecing: One-inch hexagons (7 total) sewn together by English Paper Piecing method to create 2 individual coasters using the stitched and turned method. Finished size is approximately 5” diameter. Optional: hexagon motif can be applied onto a larger fabric piece and be finished with batting and backing. Self-binding or attached binding is acceptable. Small amount of quilting is acceptable.

DEPARTMENT L: 4-H CLUB CONT.

L-855 Non-traditional Fabrics Quilt: Sew a pieced top using non-traditional materials such as t-shirts, ties, bandanas, or denim. T-shirts must have interfacing and have sashing separating each block. Cotton fabric or fleece may be used for backing. Quilting must be done by the 4-H'er and be appropriate for the design. Perimeter must be larger than 200".

L-856 Original Design Quilt: Quilt top created by the 4-H'er. Must submit original design with the quilt and an explanation of the techniques used in the quilt. Quilting must be done by the 4-H'er and be appropriate for the design. Applied binding with mitered corners or decorative edge finish appropriate for the design. Perimeter minimum 144".

L-857 Crazy Quilt Patchwork: Blocks constructed of irregularly shaped fabric pieces (can be specialty fabrics) embellished with a combination of ribbon work, specialty thread, embroidery stitches, and/or beadwork creating a finished crazy quilt design. The design can be created by hand or machine. Border is optional. Hand tacking is suggested quilting method. Applied binding with mitered corners. Minimum perimeter size 48" but not to exceed perimeter of 160".

DIVISION 3 – 4-H LEADERSHIP & COMMUNICATIONS PROJECT

1. Exhibits MUST correspond to:
 - a. Any project or activity from the Leadership (4-H Step Up to Leadership and Unlock Your Leadership Potential) project books.
 - b. Only pages relevant to project are needed. Additional pages are allowed but will not be considered by the judges.
 - c. The 4-H ID card (4LO-11SO) should be securely attached to the lower right corner of the outside cover. Inside, clearly indicate the pages that are to be judged. If the pages to be judged are not clearly marked then the last 2-4 pages of the book will be reviewed.
 - d. THIS IS NOT A GENERAL SCRAPBOOKING CATEGORY. The scrapbook format is a method of recording the Leadership and/or Communications experiences of youth who participate in these project areas. State Fair projects that do not demonstrate a clearly stated correspondence to a Leadership or Communications activity will not be considered for judging or will receive a white ribbon.
2. One exhibit per member per class. Exhibits that do not meet the established criteria will not be considered for judging.
3. An exhibitor is limited to one entry in each division for a total of three (3) entries.
4. Exhibit Format: Leadership: scrapbook must be 12" x 12" or 8 ½" x 11" scrapbook or notebook. Resume: must be in sheet protector on 8 ½ "x 11" paper.
5. Refer to the class entry to determine the required number of pages.
6. Photos should clearly address the theme or activity corresponding to the selected leadership project. Each photo should be explained with a 2-3 sentence journaling caption. One or two paragraphs of narrative explaining the project or activity should be included on the scrapbook pages. Clearly indicate pages to be judged. Additional pages beyond those required by the project will not be reviewed.
7. The Leadership Project should contain the following:
 - a. 2 or more photos on each page;
 - b. Each photo should be explained with captions (see #9);
 - c. 1-2 paragraphs of narrative (see #9) on one of the pages;
 - d. No additional pages of narrative are needed
8. Photos can be taken by the 4-H'er or another person. The pictures should clearly address the Leadership project that is selected. Pictures may be cropped as desired.
9. Pages will be scored on: organization of project (easy to follow and relevant to a Leadership Project), neatness, narrative content, caption content, photo content, and overall effectiveness of the project.
10. Resume should contain the following:
 - a. Completed resume (only the first page of the resume will be judged).
 - b. Resume will be judged based on visual appeal, organization, reverse chronological format, grammar/spelling.
 - c. Resume should follow guidelines from the Kentucky 4-H Workforce Preparation Curriculum.
11. A class champion will be selected for each individual class. A grand champion will be select from BOTH the Leadership and Workforce Preparation entries.
12. Entries that do not meet the established criteria may not be judged.

4-H LEADERSHIP PROJECT:

L-927 Junior Level - 2 pages based on an activity, program or project from the 4-H Leadership Curriculum. (i.e. club, activity, project, event).

L-928 Senior Level - 4 pages based on an activity, program or project from the 4-H Leadership Curriculum or program. (i.e. club, activity, project, event)

DEPARTMENT L: 4-H CLUB CONT.

4-H SECRETARY SCRAPBOOK:

L-929 4-H Club Scrapbook – Using pictures and captions tell about your 4-H Clubs year focusing on leadership, communications and community service activities. (No limit on page numbers)

DIVISION 4 - 4-H ARTS

1. See General Rules applying to all 4-H exhibitors and general rules applying to 4-H exhibits listed previously in this catalog.
2. All classes are from Portfolio Pathways (Section A) and Sketchbook Crossroads (Section B) 4-H Core Curriculum except for Trends and Heritage Crafts.
3. Junior: Any member age 9-13. Senior: Any member age 14-19.
4. **Seniors must submit an artist statement.** Please write a paragraph minimum about your piece of art. Please include the following information typed and attached to your piece of art: Name, Class, Title of Work, Medium (what is it made of), explanation of where you got your inspiration or ideas from in creating this work, explanation of elements and principles of design that pertain to your work, what kind of message were you trying to communicate to the viewer (mood, feeling, emotion, etc.)? How does this represent you as an artist?
5. Each Exhibitor may enter only two (2) classes per sections A & B per year, and one (1) per section C per year. This is a maximum of six per year.
6. All items must have been made since the last State Fair.
7. Subject matter must be “family friendly” in context.

SECTION A: Portfolio Pathways

Painting

L-727a Junior Acrylic: (pg.12) Using acrylic paint to create a painting.

L-727b Senior Acrylic: (pg.12) same as Junior.

L-728a Junior Water Color: (pg.14) Using watercolors and a variety of techniques to complete a painting on watercolor paper.

L-728b Senior Water Color: (pg. 14) same as Junior.

L-729a Junior Abstract: (pg.18) Using acrylic paints experiment with abstract designs to complete a painting.

L-729b Senior Abstract: (pg. 18) same as Junior

L-730a Junior Sand Painting: (pg.20) On an 8"x10" x1/4" sanded plywood or particle board. Explore painting with colored sand mixed with glue.

L-730b Senior Sand Painting: (pg.20) same as Junior.

L-731a Junior Self Portrait: (pg.22) Using acrylic or watercolor paints. Complete a self- portrait using any drawing or painting technique.

L-731b Senior Self Portrait: (pg. 22) same as Junior.

L-732a Junior Human Action: (pg.24) Using acrylic or watercolor paints, capture human action through the use of vivid colors, lines, and texture when painting.

L-732b Senior Human Action: (pg.24) same as Junior.

L-733a Junior Oil Painting: (pg. 26) Using oils on canvas or canvas board. Experiment with different techniques of laying oil to canvas to create a finished painting.

L-733b Senior Oil Painting: (pg. 26) same as Junior.

L-734a Junior Oil Pastel: Using Oil pastels on canvas or canvas board, create a finished work of art.

L-734b Senior Oil Pastel: same as Junior.

Printing

L-735a Junior Intaglio Collagraph Print: (pg.38) On 8 ½" x 11" paper. Create a collagraph block at least 6" wide and create any color print using intaglio printing method.

L-735b Senior Intaglio Collagraph print: same as Junior.

L-736a Junior Blueprint Paper Print: (pg.40) On blueprint paper create a sun print; at least 5 ½ x 8 ½ in. using cyanotype or Light or sun sensitive paper.

L-736b Senior Blueprint Paper Print: same as Junior.

L-738a Junior Wax Resist Print: (pg.44) Create intricate designs for printing using a wax resist method.

L-738b Senior Wax Resist Print: same as Junior.

L-739a Junior Tire Stamp Print: (pg.46) Cut pieces of inner tube tire, glue it onto a wood block, and print using a stamp pad.

L-739b Senior Tire Stamp Print: same as Junior.

L-740a Junior Linoleum Print: (pg.48) Create linoleum print using linoleum block on paper.

L-740b Senior Linoleum Print: same as Junior

DEPARTMENT L: 4-H CLUB CONT.

Graphic Design

L-743a Junior 5 Color Design: (pg.62-63) Create (2) two 8"x 10" in. landscapes. 5 color designs are identical except for (1) one color. Change (1) one color to create a second design. Use paint, paper or computer graphics program. Mount on a matt board.

L-743b Senior 5 Color Design: same as Junior

L-744a Junior Computer Drawing: (pg.70) Explore the use of computer tools and techniques to doodle, draw and replicate images. Print out each design showing the use of various tools.

L-744b Senior Computer Drawing: same as Junior.

Section B: Sketchbook Crossroads

Drawing

L-745a Junior Contour Drawing: (pg.12) Draw objects using the contour drawing method.

L-745b Senior Contour Drawing: same as Junior

L-746a Junior Two Point Perspective: (pg. 16) on sketch paper, draw a two point perspective that has a point at each end of a horizontal segment.

L-746b Senior Two Point Perspective: same as Junior.

L-747a Junior Circular Shape Object: (pg.18) Draw a subject to fit a circular shape.

L-747b Senior Circular Shape Object: same as Junior.

L-748a Junior Color or Black Pencil: (pg.20) Draw with colored or black pencils.

L-748b Senior Color or Black Pencil: same as Junior.

L-749a Junior Pen and Ink: (pg.22) Sketch animals or other objects using pen and ink.

L-749b Senior Pen and Ink: same as Junior

L-750a Junior Calligraphy: (pg. 24) on 8 ½ by 11 paper, rewrite a quote, poem or pledge using Calligraphy. Make sure to include the author on the piece.

L-750b Senior Calligraphy: Same as Junior

L-751a Junior Cartooning: (pg.27) Cartooning is a simple process of making line drawings show sequential motion. Create your own cartoon character showing motion. Must create at least three blocks.

L-751b Senior Cartooning: same as Junior.

Fiber Arts

L-752a Junior Felted Wool Applique Mat: (pg.31) Felt wool to create a design. Applique design to a felted wool mat. Max size of mat 18" x 24" in. Use 100% wool to felt.

L-752b Senior Felted Wool Applique Mat: same as Junior.

L-754a Junior Batik Fabric: (pg.37) Using natural fiber fabric. Create a unique fiber artwork using dyes and the wax resist method.

L-754b Senior Batik Fabric: same as Junior.

L-755a Junior Lap Loom Woven Place Mat: (pg.40) Set up a lap Loom. Using several colors or types of yarn create a woven placemat.

L-755b Senior Lap Loom Woven Place Mat: same as Junior

Sculpting

L-757a Junior Clay: (pg.55) Create an item from clay either self-hardening or firing required.

L-757b Senior Clay: same as Junior.

L-758a Junior Clay Bust: (pg.57) Sculpt a head with facial features out of clay.

L-758b Senior Clay Bust: same as Junior.

L-759a Junior Mask: (pg.61) Create a mask using clay emphasizing unique form and texture to portray feelings.

L-759b Senior Mask: same as Junior.

L-761a Junior Wire Sculpture: (pg.67) Using wire and other materials (nylon cloth, beads, etc) to create a freestanding sculpture.

L-762b Senior Wire Sculpture: same as Junior.

Art Trends and Heritage Arts

This section will be highlighting the latest trends in art while honoring our heritage. Art trends will be selected every two years. Heritage arts will have specific areas as well as an "Other" category where youth may choose what they exhibit. **Documentation for the Heritage Arts Classes is REQUIRED.** If required documentation is not attached the item will be disqualified. You may enter two entries per year in this section.

DEPARTMENT L: 4-H CLUB CONT.

Trends

L-763a Junior Art Trends – Mixed Media Canvas. Mixed media is defined employing more than one medium. Examples include decoupage and paint; pencil and water colors; fabric, paint and paper. Canvas size is open to artist.

L-763b Senior Art Trends - Mixed Media Canvas: Same as above.

Heritage Arts

L-764a Junior Heritage Arts Other- See below for definition.

L-764b Senior Heritage Arts Other

L-764c Junior Basket Making – Natural materials, any size, shape or design. Non-natural materials may be woven into design.

L-764d Senior Basket Making – Natural materials, any size, shape or design. Non-natural materials may be woven into design.

L-764e Junior Jewelry – One piece of jewelry created by youth (Jewelry quality only). No kits or pony beads allowed. Glass, clay or wooden beads (painted or carved) permitted only.

L-764f Senior Jewelry – One set (at least two items) of jewelry created by youth (Jewelry quality only). No kits or pony beads allowed. No elastic material used to string beads. Glass, clay or wooden beads (painted or carved) permitted only. Examples: earring(s) and necklace or bracelet and necklace, etc.

L-764g Junior Leather Craft – Item made from leather. May or may not be tooled. Kits allowed.

L-764h Senior Leather Craft – same as above. No kits allowed.

Heritage Arts

According to various sources, heritage can refer to practices or characteristics that are passed down through the years, from one generation to the next. Kentucky 4-H believes in celebrating one's heritage through recognition of crafts that may be representative of one's culture examples may be baskets, brooms, etc. To successfully enter Heritage Crafts the 4-H'er must create the Heritage Craft piece after State Fair of the previous year, complete the following description and visibly attach it to the piece.

Type/Title of Piece: _____ Origin: _____

Materials Used: _____

Setting Where the Piece was Created: _____

Name: _____ Age: _____ County: _____ Class: _____

DIVISION 5 - 4-H FOODS

Unique Rules or Instructions:

a. Recipes: Entries are to be made using recipes specified in the class description. All recipes can be found in the 4-H Fair Recipe Book - Food at <http://4-h.ca.uky.edu/content/food-and-nutrition>, in the 4-H Cooking 101-401 Series.

b. Member may enter up to 3 classes in the Food Division.

c. Place the baked product on a disposable plate. Place the plate inside a re-closable zip-type bag to maintain freshness and prevent damage. (Exhibit will not be disqualified if the plate is not inside the bag).

d. Use of plastic film or aluminum foil to wrap product is discouraged but will not cause the product to be disqualified.

e. To prevent damage, wrapped cakes should be transported in a sturdy container such as a cardboard box. *Containers, pie pans, etc. will NOT be returned to the exhibitor.*

Muffins

L-841 Three Oatmeal Muffins: Use recipe in 4-H Cooking 101, p. 54.

L-842 Three Cheese Muffins: Use recipe in 4-H Cooking 201, p. 49.

Biscuits

L-843 Three Rolled Biscuits: Use recipe in 4-H Cooking 201, p. 50.

L-844 Three Scones: raisins may be substituted for dried cranberries. Use the recipe in the 4-H Fair Recipe Book--Food at <http://4-h.ca.uky.edu/content/food-and-nutrition>.

Quick Breads

L-845 Three Cornmeal Muffins: Use the recipe in the 4-H Fair Recipe Book--Food at <http://4-h.ca.uky.edu/content/food-and-nutrition>.

L-846 Three pieces of Coffee Cake with Topping: Use recipe in 4-H Cooking 101, p. 59. Nuts are optional.

Cookies

L-847 Three Chewy Granola Bars (gluten-free): Use recipe in 4-H Cooking 101, p. 35.

L-848 Three Brownies: Use recipe in 4-H Cooking 101, p. 67. Nuts are optional.

L-849 Three Snickerdoodle Cookies: Use the recipe in the 4-H Cooking 201, p. 88

DEPARTMENT L: 4-H CLUB CONT.

Cakes

L-850 Half of one 8" or 9" layer Rich Chocolate Cake (no icing): Use recipe in 4-H Cooking 301, p. 116.

L-851 Half of one 8" or 9" layer Carrot or Zucchini Cake (no icing): Use recipe in 4-H Cooking 301, p. 119. May use carrots or zucchini.

L-852 ¼ of a Basic Chiffon Cake: Use recipe in 4-H Cooking 401, p. 118. Do not use variations.

Pies

L-853 One whole Double Crust Apple Pie: Use recipes in 4-H Cooking 401, p. 105 and 97 or in the 4-H Fair Recipe Book—Food at <http://4-h.ca.uky.edu/content/food-and-nutrition>. Leave pie in the disposable pie pan and place all in a zip-type plastic bag. May use spice variation if desired.

Yeast Breads

L-854 Three Cinnamon Twists (no icing): Use recipe in 4-H Cooking 301, p. 42 & 44.

L-855 Three Soft Pretzels: Use recipe in 4-H Cooking 301, p. 48. Use any one topping listed.

L-856 One loaf Oatmeal Bread: Use recipe in 4-H Cooking 401, p. 25.

Bread Made in a Bread Machine

L-857 One loaf Honey Whole Wheat Bread made in a bread machine: Use the recipe in the 4-H Fair Recipe Book—Food at <http://4-h.ca.uky.edu/content/food-and-nutrition>. May be a 1-pound, 1 ½-pound, or 2-pound loaf.

Candy

L-858 Three pieces Classic Chocolate Fudge (size: about one inch square): Use recipe in 4-H Cooking 401, p.89. Nuts are optional.

Adapted Food

L-859 Adapted Recipe and supporting documents. Using a recipe from another 4-H Food Exhibit Class youth adapt the recipe to meet a dietary restriction. Entry will consist of: the food item, the original recipe, and an explanation of the adaption that includes 1) what the adaption is, 2) How this meets a dietary need, 3) the new recipe.

DIVISION 6 - 4-H FOOD PRESERVATION

Unique Rules or Instructions:

- Recipes: Entries are to be made using recipes found in the 4-H Fair Recipe Book—Food Preservation at <http://4-h.ca.uky.edu/content/food-and-nutrition>
- Canned entries must be prepared from raw produce.
- Re-canning of commercially processed foods is not permitted.
- Helpful Information for the following classes can be found on the National Center for Home Food Preservation website.
- Jars not processed by the correct method will not be judged. Open kettle processing is not acceptable for any product.
- Jars must be clear, clean STANDARD jars specifically designed for home canning. If mayonnaise or similar non-standard jars are used, the product will not be judged or awarded a premium.
- Two-piece screw bands and lids specifically designed for home canning should be left on containers.
- A member may enter one class in the Food Preservation division.

Labeling:

- All entries: Will have 2 labels. Attach both securely to the outside of the container.
 - Identification card (4LO-11SO): The State Fair Entry system will generate this label.
 - Preserved food label: Can be picked up at Extension office prior to fair entry day.
- Fill out the label completely.

L-861 Dried Apples: Dry apples according to the instructions in the 4-H *Fair Recipe Book—Food Preservation* at <http://4-h.ca.uky.edu/content/food-and-nutrition>. Place 12 pieces of dried fruit in a container which is an example of a container suitable for long term storage of dried fruit. Label package with kind of fruit and date processed. Size of the container is not being judged. Publication HE 3-501 may be helpful: <http://www2.ca.uky.edu/agc/pubs/FCS3/FCS3501/FCS3501.pdf>

L-862 Salsa: (pint jar or smaller) canned using a boiling water canner. Use the recipe in the 4-H *Fair Recipe Book — Food Preservation* at <http://4-h.ca.uky.edu/content/food-and-nutrition>. The USDA recommended headspace for salsa is ½ inch. Canning label must be completed by member and affixed to the jar. Publications Home Canning Salsa (FCS3-581) at <http://www2.ca.uky.edu/agc/pubs/FCS3/FCS3581/FCS3581.pdf>, Home Canning Tomatoes and Tomato Products (FCS3-580) at <http://www2.ca.uky.edu/agc/pubs/FCS3/FCS3580/FCS3580.pdf> and USDA Complete Guide to Home Canning: http://nchfp.uga.edu/publications/publications_usda.html may be helpful.

DEPARTMENT L: 4-H CLUB CONT.

L-8636 Dill Pickles: (pint jar or smaller), canned using a boiling water canner: Use the recipe in the *4-H Fair Recipe Book—Food Preservation* at <http://4-h.ca.uky.edu/content/food-and-nutrition>. The USDA recommended headspace for pickles: ½ inch. Canning label must be completed by member and affixed to the jar. Publications Home Canning Pickled and Fermented Foods (FCS3-582) at <http://www2.ca.uky.edu/agc/pubs/FCS3/FCS3582/FCS3582.pdf> and USDA Complete Guide to Home Canning: http://nchfp.uga.edu/publications/publications_usda.html may be helpful.

L-864 Strawberry Jam: (half pint or smaller jar), canned using a boiling water canner. Use the recipe in the *4-H Fair Recipe Book—Food Preservation* at <http://4-h.ca.uky.edu/content/food-and-nutrition>. The USDA recommended headspace for jam is ¼ inch. Canning label must be completed by member and affixed to the jar.

Write the type of fruit used on the canning label. Publications FCS3-579 at

<http://www2.ca.uky.edu/agc/pubs/FCS3/FCS3579/FCS3579.pdf> and USDA Complete Guide to Home Canning: http://nchfp.uga.edu/publications/publications_usda.html may be helpful. Refrigerator and freezer jams are not appropriate for this class.

L-865 Green Beans: (One pint), canned using a pressure canner. Use the recipe in the *4-H Fair Recipe Book—Food Preservation* at <http://4-h.ca.uky.edu/content/food-and-nutrition>. Beans may be ‘raw packed’ or ‘hot packed’ but the packing method used must be indicated on the label. The USDA recommended headspace for green beans is 1 inch. Canning label must be completed by member and affixed to the jar. Publication FCS3-583 Home Canning Vegetables (<http://www2.ca.uky.edu/agc/pubs/FCS3/FCS3583/FCS3583.pdf>) and USDA Complete Guide to Home Canning: http://nchfp.uga.edu/publications/publications_usda.html may be helpful.

DIVISION 7 – 4-H HOME ENVIRONMENT

Additional Documentation Required:

- The following classes require documentation: 894, 895 and 898-913. Read class description carefully.
- Write the member’s name, county, and class number on the front of the sheet, folder or notebook of documentation. Attach documentation to item with a safety pin or binder clip.

Unit I EXHIBITS from *Exploring Your Home* project book

L-887 Color Collage (p. 10, activity 3): A collage of color created by the member to depict colors liked by the member. A collage is made up of a collection of objects (such as paper, fabric, wrapping paper, wallpaper, carpet, or other materials) artistically arranged and adhered to a mat board or foam core board.

L-888 Texture Collage (p. 10, see activities 1 & 2): A collection of textured items or rubbings of textured items artistically arranged and adhered to mat board or foam core board.

L-889 Transparent finish applied to small wood object (p.16): Apply a clear finish such as tung oil, penetrating seal or polyurethane which does not include stain to a small wood object such as a bowl, tray, board game or box. A transparent finish allows the wood grain to show through. Judging emphasis will be on how well the object is prepared for the finish and how well the finish has been applied, not the construction of the wood object. The wood object may be made by the member, made by someone else, purchased or found. Items that are stained or finished with paint do not fit in this class.

L-890 Simple cloth item for the home (Sewing machine may be used but is not required): Examples: decorative pillow, tablecloth, laundry bag, place mats; footstool with a seat made of woven fabric; fabric applied to an item such as a box, plate, or lampshade. Unacceptable: purses, tote bags, backpacks, duffle bags.

L-891 Wastebasket (pp. 10-12) decorated by member.

L-892 Crate Bookshelf (p.14) designed and created by member.

L-893 Bulletin board (If it is to be hung on a wall, it must be ready to hang with appropriate hardware attached).

Unit II EXHIBITS from *Living with Others* project book

L-894 Decorative item for the home & photo: decorative item created by the member as part of a 4-H Home Environment Project. Include a photo showing how the item fits into the home’s décor.

L-895 Simple wood item refinished by the 4-H member: Item should have straight lines with no elaborate carvings or turnings. (The idea is to learn how to apply a new finish such as paint, stain, varnish, polyurethane, etc. to a simple wooden furnishing that’s already in use.) Documentation is to include a “before” photo with explanation of how the item was refinished must be securely attached. Examples: refinished footstool, children’s furniture, small box, tray, picture frame, bookshelves, and plant stand.

L-896 Cloth item for the home created using a sewing machine: Examples: hemmed tablecloth or table runner, wall hanging, pillow, pillowcase, throw, embellished towels, shower curtain, chair cover, laundry bag, pet bed, valence, and curtains. Unacceptable: purses, tote bags, backpacks, duffle bags.

DEPARTMENT L: 4-H CLUB CONT.

L-897 Invitation and thank you letter/note: Design an invitation and thank you letter/note for a sleepover, birthday party or other occasion of your choice. Cards/letters may be created with computer software or handwritten. Decorations on the cards/letters may be member's original artwork, computer-generated art, purchased or found decorative items. The message written in the card or letter is more important than the decorations. Write your name and county on the back of each card/letter and place each card/letter in a plastic sheet protector. (For the fair, it is best to use a fictitious address and contact information on the invitation or thank you). Envelopes are not required for exhibit.

Unit III EXHIBITS from *Where I Live* project book.

L-898 Accessory for the home created by the 4-H member: This exhibit is to be made up of two parts: 1) the accessory and 2) a sheet or folder of documentation. Documentation is to include: a sketch or photo to show how the accessory is used in the home and a description of how the design and colors fit in with the other furnishings and color used in the home. Examples: stitchery or appliqué wall hanging, latch hook items, pillow with applied design (stitchery, appliqué or other media), rug, picture in appropriate frame and ready to hang.

L-899 Individual place (table) setting: This exhibit is to be made up of two parts: 1) one individual place setting appropriate to a theme or event chosen by the 4-H member and 2) a color photo or diagram of the place setting showing how it should be arranged. Include plate, beverage container(s), placemat, and napkin. Additional decorative item(s) are optional. All items that make up the place setting are to fit on the surface of the placemat. Flatware (knife, fork and spoon) must be included in the photo/diagram showing how all the items are arranged, but do NOT send flatware to the state fair. To insure that all pieces get returned to the member, write the name and county of the exhibitor on tape and place it on every part of the table setting in a location hidden to the public when exhibited at the fair.

L-900 Piece of furniture refinished (stripped, sanded, and painted or stained/sealed) by the 4-H member: This exhibit is to be made up of two parts: 1) the furniture and 2) Documentation is to include a "before" photo with explanation of how the item was refinished must be securely attached. Examples: rocker, table, chair or chest.

L-901 Old or discarded item made useful in a new way as a home accessory: This exhibit is to be made up of two parts: 1) the accessory and 2) a sheet or folder of documentation. Documentation is to include a "before" photo; an explanation of how the item was made useful again in a new way; materials used, cost and time involved in project. Examples: old silverware flattened and made into wind chimes; scrap wood pieces made into wall art; old lace doily attached to a pillow or framed; old tool box cleaned up and made into a TV stand.

Unit IV EXHIBITS from *In My Home* project book

L-902 An accessory for the home, made with member's original or adapted design: This exhibit is to be made up of two parts: 1) the accessory and 2) a sheet or folder of documentation. Documentation is to include an explanation of how the item was created/adapted and a description of how and where item is used in the home. Examples: latch hooked rug or wall hanging; pillow with stitchery design; wall hanging of natural dyed yarns, or drawing with mat and finished or refinished frame.

L-903 Heritage item refinished, restored, or made by the 4-H member: This exhibit is to be made up of two parts: 1) the item and 2) a sheet or folder of documentation. Documentation is to include information on the history or meaning of the item to the member, how the item was refinished, restored, or made by the member, and how it is used in the home. Examples include antique or collectible furniture, memory box, scrapbook that reflects family history/home/house/farm/land of several generations), quilt with heritage design, wall hanging showing family tree.

L-904 Purchased article selected by 4-H member to solve a home decorating problem: This exhibit is to be made up of two parts: 1) the purchased article and 2) a folder of documentation. Documentation is to include a description of the problem to be solved, alternatives considered in the solution of the problem, how the plan was carried out, resources used (time, money) and member's evaluation of the results (satisfaction with purchased article, how article is used in the home), and photos illustrating the before and after effect. Examples include wall decoration, lamp, vase, storage item, desk accessories, bedspread, rug, table linens, pillow, and draperies.

L-905 A cloth article made by the 4-H'er showing a major home improvement: This exhibit is to be made up of two parts: 1) the cloth article and 2) a folder of documentation. Documentation is to include a written description, "before" and "after" pictures /showing how cloth article is used in home, other colors used in room, time and costs involved, and care required. Examples: bedspread, quilt, window treatment and boxed bench pad. **Unacceptable: purses, tote bags, backpacks, duffle bags.**

Unit Advanced: Self-Directed Project--the intent of the following classes is to give members an opportunity to put everything they have learned in Units I-IV of the home environment projects into practice.

L-906 Furniture Experience: Furniture which has been refinished, reupholstered, recovered, recycled, reused or remodeled - Exhibit is to be made up of two pieces: 1) the piece of furniture and 2) a folder describing the original condition of the furniture (include a picture if possible), work required in completing project, time and cost involved, and how item is used in the home. **DO NOT INCLUDE NEWLY CONSTRUCTED FURNITURE.**

DEPARTMENT L: 4-H CLUB CONT.

L-907 Design Experience: Create a plan for or actually complete a design experience. The exhibit is to be made up of two pieces: 1) a home furnishing item which is representative of the design experience (item may be made by the member or purchased) and 2) a folder or notebook describing the plan. Examples of project ideas: a plan for redecorating a room; creation of an accessory item using an original design of 4-H member; notebook with pictures and descriptions of architectural styles used in Kentucky homes.

L-908 Heritage Experience: Complete a heritage project. The exhibit is to be made up of two pieces: 1) an item representative of the heritage experience and 2) a folder or notebook describing the overall experience, the significance of the project to your family. Examples of project ideas: Restoration of a family heirloom (could include caning, reseating, etc.) including who it belonged to and the significance to the family; study of furniture styles including pictures and history; study of old buildings in the community including photos and descriptions of the architectural significance, period of history, uses of the buildings; create an item after learning a heritage or craft skill...especially from an older family member or friend and describe how skill was learned, how interest was stimulated and how you will use item and skill.

L-909 Major Home Improvement Experience: Complete a major home improvement project. The exhibit is to be made up of a notebook which describes the project, tell whether project was an individual project or a group or family project, describe the do-it-yourself skills learned time and cost involved. Include before, during, and after photographs, if possible. Examples: improve storage areas in the house or garage; paint the house; wallpaper and decorate a room; remodel the basement.

CHANGING SPACES:

L-910a Color Wheel Collage: This exhibit will incorporate the color wheel in some way. A collage is made up of a collection of objects (such as paper, fabric, wrapping paper, wallpaper, carpet, or other materials) artistically arranged and adhered to a mat board or foam core board.

L-910b Design Style Board: There are many styles of design that youth can be drawn to, some examples include but are not limited to: American Traditional, Shabby Chic, Industrial, Southwestern, and Arts and Crafts. Youth will identify one of the styles they are particularly drawn to and create a style board that represents that style. This can include fabrics, magazines and online photos, furniture, lighting, and room photos. As well as other representative artifacts that represent the style. Minimum size 8 ½ x 11 inches. Maximum size 11 x 17 inches on mat or foam board. Make sure the name of the style youth are trying to portray is visible on the display.

L-910c Bubble Diagram for Home: Bubble diagrams are sketches that help identify and prioritize areas in and around the home that should be included in the plan and how traffic and light flows from one space into other. These diagrams are used at the preliminary phase of the design process. This exhibit will include two parts: 1) a mounted color bubble diagram for a home and surrounding space. Each bubble should be labeled according to the spaces intended use. Include arrows or lines to signify the flow of traffic between spaces. 2) a folder of the following documentation. 1. What are the central bubbles in your diagram and why? 2. What style of home best aligns with your bubble diagram, and 3. A legend with color coding, explanation of arrows or lines and other items that show up on your bubble diagram.

L-910d Bubble Diagram for Commercial: Bubble diagrams are sketches that help identify and prioritize areas in and around the space that should be included in the plan and how traffic and light flows from one space into other. These diagrams are used at the preliminary phase of the design process. The needs of commercial spaces are very different the residential. This exhibit will include two parts: 1) a mounted color bubble diagram for a commercial space and surrounding area selected by the youth. Each bubble should be labeled according to the spaces intended use. Include arrows or lines to signify the flow of traffic between spaces. 2) a folder of the following documentation. 1. What type of commercial space did you choose? 2. What are the central bubbles in your diagram and why? 3. A legend with color coding, explanation of arrows or lines and other items that show up on your bubble diagram.

L-910e Storage Analysis: An important part of any home that is often overlooked is storage. Storage should account for 10-15% of the total area of the home. For this exhibit you will create or select a floorplan and highlight the storage spaces. You will then calculate what percentage of sq. feet in the home is dedicated to storage. Your exhibit should include the mounted floorplan with highlighted storage areas, the total Sq. Feet of the home, the Sq. Feet of the storage areas, and the percentage of Sq. Feet that is dedicated to storage.

L-911a Bedroom Room Floor Plan: This exhibit is to be made up of two parts: 1) a mounted room plan and 2) folder of the documentation described below. Use (scale: 1 square = 1 foot). Include a door(s), window(s), and furniture. Minimum size 8 ½ x 11 inches. Maximum size 11 x 17 inches on matt or foam board. Should include answers to these questions: 1. What are its dimensions? 2. How many square feet are in the room? 3. Tell about how you worked with the items in your room such as walls, windows, doors and furniture.

DEPARTMENT L: 4-H CLUB CONT.

L-911b House Floor Plan: This exhibit is to be made up of two parts: 1) mounted house plan and 2) folder of the documentation described below. Include bedroom(s), bath(s), living space, kitchen, door(s) and window(s). Including a garage is optional. Minimum size 8 ½ x 11 inches. Maximum size 11 x 17 inches on mat or foam board. Documentation should include answers to these questions: 1. Did you look at other floor plans for inspiration? 2. What type of roof does your house have? 3. Did you consider how a family member who is disabled (for instance, a wheelchair user) might get around in your home?

L-911c Commercial Floor Plan: This exhibit is to be made up of two parts: 1) mounted floor plan for a commercial space of the young person choice and 2) folder of the documentation described below. Include all of the spaces that would be needed in the industry chosen for this project. Minimum size 8 ½ x 11 inches. Maximum size 11 x 17 inches on mat or foam board. Documentation should include answers to these questions: 1. Did you look at other floor plans for inspiration? 2. Did you consider how folks who are disabled (for instance, a wheelchair user) might get around this space?

L-912a Presentation Board: Color Scheme for One Room: This exhibit is to be made up of two parts: 1) a presentation board as described below and 2) a folder of the documentation described below. Create a presentation board which illustrates a color scheme for any room in the home. On mat board or foam board, mount color pictures or actual swatches of fabric, wall covering, paint, and flooring. (Color pictures may be downloaded and printed or cut from magazines to represent these items. The mounting board should be 15" or 16" X 20" inches. In the folder, describe the person who lives in the room and decisions required in selecting the color scheme.

L-912b Presentation Board: Floor Plan & Color Scheme for Bedroom: This exhibit is to be made up of two parts: 1) a presentation board as described below and 2) a folder of the documentation described below. Create a presentation board which includes a floor plan (with placement of furniture) and color scheme for a bedroom. (scale: 1 square = 1 foot). Include a door(s), window(s), and furniture. On mat or foam board, mount the floor plan and color pictures or actual swatches of fabric, wall covering, paint, and flooring. (Color pictures may be downloaded and printed or cut from magazines to represent these items.) The mounting board should be 15" or 16" X 20." In the folder, describe the decisions required in selecting the color scheme, flooring, wall, and window treatments; describe the furniture and how the furniture was arranged to accommodate traffic flow; describe the floor, wall, and window treatments selected, etc.; and describe what you like most about the room.

L-912c Presentation Board: Floor Plan & Color Scheme for Great Room or Family Room: This exhibit is to be made up of two parts: 1) a presentation board as described below and 2) a folder of the documentation described below. Create a presentation board which includes a room floor plan (with placement of furniture) and color scheme for a great room/family room. (scale: 1 square = 1 foot). Include a door(s), window(s), and furniture. On mat or foam board, mount the floor plan and color pictures or actual swatches of fabric, wall covering, paint, and flooring. (Color pictures may be downloaded and printed or cut from magazines to represent these items.) The mounting board should be 15" or 16" X 20." In the folder, 1. A description of the decisions required in selecting the color scheme, flooring, wall, and window treatments; describe the furniture and how the furniture was arranged to accommodate traffic flow; describe the floor, wall, and window treatments selected, etc.; and describe what you like most about the room.

L-913 Universal Design: Universal design is a design practice that creates spaces that usable by all people, to the greatest extent possible. This exhibit is to be made up of two parts: 1) a presentation board as described below and 2) a folder of the documentation described below. Create a presentation board that has two floorplans on it. One floorplan should be in its original form and the other should be changed to meet universal design practices. Highlight the areas that you have changed in the second floorplan. Include a door(s), window(s), and furniture. On mat or foam board, mount the floor plan. The mounting board should be 15" or 16" X 20." In the folder list the changes that you have made to the floorplan to make it accessible to all.

DIVISION 8 – 4-H PHOTOGRAPHY

1. Specification for exhibits:

- a. All general photography classes are taken from 4-H Photography Core Curriculum (Focus on Photography, Controlling the Image and Mastering Photography). Then the classes are organized into the Kentucky Core Curriculum.
- b. Each member may have one (1) entry per class in general photography and horticulture photography. General photography: 4-H'ers can enter 6 classes per year.
- c. Horticulture photography: a 4-H'er may enter any of the classes in addition to general photography.
- d. All pictures must be made since the last State Fair.
- e. All classes (including Horticulture) WITH ONE PHOTOGRAPH MUST BE MOUNTED ON WHITE 10"x 16" MAT BOARD-available via order entry (no poster board or foam core board accepted). Single photographs are limited to up to a maximum size of 8"x 12". Pictures cannot be framed or matted with colored mat board.

DEPARTMENT L: 4-H CLUB CONT.

- f. All classes (including Horticulture) WITH MULTIPLE PHOTOGRAPHS (More than 1 photograph) MUST BE MOUNTED ON WHITE 16" x 20" MAT BOARD (no poster board or foam core board accepted). Pictures cannot be framed or matted with colored mat board.
 - g. Each picture must be mounted securely. Rubber cement or dry mounting tissue is recommended. Do not use photo mounting corners.
 - h. Entries must use current identification tag securely mounted to front of the mat board in the Lower right corner. Note: Identification tag should NOT cover photo or hang over edge of the board.
 - i. Photos (except horticulture classes) must include the following description. The description must be typed, on white paper, and place directly below the photograph it is identifying. The description must include the following:
 - 1. Class
 - 2. Subject
 - 3. Location
 - 4. Equipment Used (Specific Camera, if a Point and Shoot Camera, cell phone photograph, or DSLR); If using Point and Shoot or DSLR camera, please list specific Lens, Tripod, Trigger Release, Lighting, etc...)
 - 5. Skill applied from 4-H Photography Curriculum (specific page from curricula guide should be listed)
 - j. Absolutely nothing on front of mat board except photographs, labels (if required) and ID tag. Any other required materials are to be mounted on the back.
 - k. If an entry does not fit class descriptions, it will be given a participation award.
3. Appropriate hangers for project work is any hardware permanently attached to the project that can be displayed on a metal grid work walls via metal S hook, binder clip, or zip tie. NOTE: mat board and canvas can be displayed utilizing binder clips.
4. Project entry must meet all requirements for the class; otherwise, the entry will be disqualified.
5. Photography will be judged on, but not limited to: Technical, impact, composition, creativity, presentation, and the ability of the picture to tell a story.

NATURAL RESOURCES

L-764a Forest – Photograph showing Forest (large area dominated by trees) and/or Forestry Activities

L-764b Water – Photograph showing still or moving natural water system or water activity

L-764c Wildlife – Photograph showing unrestrained and live wildlife in natural habitat; Domestic animals are not permitted.

L-764d Natural Scenic – Photograph showing natural scene (manmade object not as subject of photograph)

L-764e Native Plants – 1-5 Photograph(s) of Kentucky Native Flora in natural area (not garden), a plant that occurs naturally in the place where it evolved

L-764f Insect – Photograph of insect(s) unrestrained and live in natural habitat

AGRICULTURE

L-765a Livestock – Photograph uses livestock as the main subject

L-765b Crops – Photograph uses crops as the main focus

L-765c Life Cycle – 1-5 photograph(s) clearly showing life-cycle as part of the story, crops or livestock

L-765d Agriculture Scenic – Landscape photograph with agriculture as the main focus

L-765e Farm Equipment/Implement – Photograph with agriculture equipment/implement as main subject

L-765f Modern or Historic Practices – 1-5 photograph(s) showing a singular, comparison, or advancement in an agriculture practice.

LEADERSHIP

L-766a Formal/Candid Portrait – Photograph that shows a person as the main subject. (A formal portrait is not a snapshot but a carefully arranged pose under effective lighting conditions and a candid photograph is a photograph captured without creating a posed appearance)

L-766b Urban Scenic – Landscape Photograph showing an urban setting as the main subject

L-766c Event – 1-5 Photograph(s) that re focused on a community event

L-766d Service – Photograph that displays service learning (community service) as the main subject

L-766e 4-H Event – 1-5 Photograph(s) that cover a 4-H event you attended

L-766f National/International – 1-5 Photograph(s) that focus on a National or International experience

FCS

L-767a Family – Portrait or Candid Photograph of family members of event

L-767b Food Preparation – 1-5 Photograph(s) showing meal or single food item preparation

L-767c Culture – Photograph showing unique perspective of local or global culture

L-767d Fashion Portrait – Portrait Photograph with modeled fashion as the primary subject

DEPARTMENT L: 4-H CLUB CONT.

L-767e Patterns/Design – Photograph Showing natural or Manmade Pattern/Design

L-767f Residential – 1-5 Photograph(s) showing residence or residential area from inside and outside

SET

L-768a Mechanics – 1-5 Photograph(s) showing the applied concept of force and energy

L-768b Architecture – Photograph showing the produce of planning, designing, and constructing buildings or any other structure

L-768c Energy – Showing the creation or expulsion of energy

L-768d Movement – 1-5 Photograph(s) of object showing movement (manmade)

L-768e Construction – 1-5 Photograph(s) showing the steps of construction for any built structure

L-768f Machinery/Equipment – Photograph showing machinery or equipment used in construction, engineering or repair

HEALTH

L-769a Physical Activity – Photograph that shows physical activity as the main subject

L-769b Competitive Sports – Photograph that shows a sport as the main subject

L-769c Healthy Lifestyle – Photograph that expresses healthy lifestyles as the main subject

L-769d Healthy Foods – 1-5 Photograph(s) focused on healthy food or meal choices

L-769e Careers in Health – 1-5 Photograph(s) that focus on careers in the health and service fields as the main focus (ex. Fire, Law, medicine, emergency, education)

L-769f Dealing with Stress – Photograph that illustrates a hobby or interest that helps an individual reduce stress

COMMUNICATIONS/EXPRESSIVE ARTS

L-770a Music – Photograph showing music (written or performed)

L-770b Instrument/Art Utensils – Still life photograph using musical instruments or art equipment as primary subject

L-770c Cultural Arts Event – 1-5 Photograph(s) showing attended cultural arts event (Art Show, Musical Performance, etc.)

L-770d Arts Creation 1-5 Photograph(s) with the design, construction, and/or creation of art as the primary subject

L-770e Created Art in Your Community – 1-5 Photograph(s) showing local art in your community

L-770f Word(s) – Single word spelled out using built or natural environment or words within the community with personal significance or meaning

HORTICULTURAL PHOTOGRAPHY EXHIBITIONS

Horticulture is the science, art, technology and business concerned with intensively cultivated plants that are used by people for food, for medicinal purposes, and for aesthetic gratification. Horticulture is divided into two categories:

The cultivation of plants for food (pomology and olericulture):

1. Pomology deals with fruit and nut crops (not included in photography classes)
2. Olericulture deals with herbaceous plants for the kitchen, including, for example, carrots (edible root), asparagus (edible stem), lettuce (edible leaf), cauliflower (edible flower), tomatoes (edible fruit), and peas (edible seed), (included in photography classes)

Plants for ornament (floriculture and landscape horticulture).

1. Floriculture deals with the production of flowers and ornamental plants; generally, cut flowers, pot plants, and greenery, (included in photography classes)
2. Landscape horticulture is a broad category that includes plants for the landscape, including lawn turf, but particularly nursery crops such as shrubs, trees, and climbers, (not included in photography classes)

For the purposes of the Kentucky 4- Horticulture Photography Contest, only photographs representing the areas of Olericulture and Floriculture will be accepted.

HORTICULTURAL PHOTOGRAPHY CLASSES

L-771 Single black and white. Horticultural subject or activity. (Maximum size: 8" x 12")

L-772 Single color. Horticultural subject or activity. (Maximum size: 8" x 12")

L-773 Sequence of 4 photographs. B&W or Color representing a horticultural event or activity that tells a visual story, chronologically, without the use of words.

L-774 Horticulture collection (B&W or color), consisting of 6 photographs.

DIVISION 9 - 4-H GEOLOGY

1. All boxes must have Plexiglass cover that can be easily removed for judging.
2. EACH exhibit must be secured with a lock. Attach a key to box with your name and county firmly attached to key. Key will be returned to 4-H Agent. Keep another key in case State Fair key is misplaced.
3. Hinges and locks must be flush and mounted on sides or top of boxes so boxes will sit level.
4. If fabric is used, use a fabric glue to adhere entire piece of fabric to box. Suggested fabrics are felt or velveteen.
5. Rocks, minerals, and fossils should be firmly attached to the box, and should be numbered to correspond with the number on the Geology Identification Labels. See Rule 8 for label information.

DEPARTMENT L: 4-H CLUB CONT.

6. Boxes will be displayed on their side, not flat. Therefore, larger specimens must be attached near the lower portion of the box.
7. Rock, Mineral and Fossil Identification Labels are available from the Extension Office or KY Geological Survey (KGS) website <http://uky.edu/KGS/education/4H.htm>. These are the only labels acceptable.
8. Specimens that are polished may lose points.
9. Exhibits will be disqualified for class champion if:
 - a. Box does not fit in the size stated in rule 1
 - b. Box contains too few or too many specimens
 - c. Box does not have a Plexiglas cover that can be opened
 - d. Labels not correctly filled out
 - e. Specimen is mounted jewelry
 - f. The specimen is not clearly numbered on the label (the judge is unable to determine which specimen goes with which label).
 - g. Specimens are not arranged in numerical order
 - h. Duplicate specimens are used to reach minimum number. However, varieties of the same rock or mineral are acceptable if the specimen is identified by a different name (i.e., quartz, smoky quartz, amethyst, agate, chert, flint or calcite, Iceland spar, aragonite, travertine). Also acceptable if the duplicate specimen has an adjective in front of the specimen (i.e., calcite, red calcite, or limestone, fossiliferous limestone, oolitic limestone). If each entry in that class has duplicate named specimens, then each entry may qualify for class champion but will not be eligible for grand champion.
10. Only one entry per 4-H member permitted in Geology.

Classes Are:

For each of the classes, specimens may consist of rocks, minerals, and or fossils. There is a separate label for rocks, minerals, and or fossils (three different labels). Label and label instructions are available at the Kentucky Geological Survey website at <http://www.uky.edu/KGS/education/4H.htm>.

L-715 First year geology - consisting of 15 different specimens.

L-716 Second year Geology - consisting of 25 different specimens (up to 12 may be from previous project year) (no more than 2 boxes)

L-717 Third Year Geology - consisting of 35 different specimens (up to 17 may be from previous project year) (no more than 2 boxes)

L-718 Fourth Year Geology - consisting of 50 different specimens (up to 25 may be from previous project year) (no more than 2 boxes)

L-719 Special collection for fifth year or more members - creative, advanced display of member's choosing which depicts a geological process, theme, story, or manufacturing process. Posters, notebooks and written narratives may be included.

DIVISION 10 - 4-H FORESTRY

1. Exhibitors are not to exceed the number of specimens listed for each class. If an exhibitor exceeds these numbers, the entry will be judged for blue, red and white ribbons, but will not be considered for top awards. If exhibit contains less than the correct number, it will be disqualified.

FIRST YEAR

L-703 Leaf Collection - Collection of 10 leaves representing 10 forest trees found in Kentucky. Mounting instructions in the forestry book, "4-H Forestry Project Unit I - Introducing Yourself to Trees" (4DF-01PA or most recent version) Activity #1 are to be followed.

L-704 Leaf Print Collection - Collect and print 10 leaves representing 10 forest trees found in Kentucky. Instructions in the forestry book, "4-H Forestry Project Unit I - Introducing Yourself to Trees" (4DF-01PA or most recent version) Activity #3 are to be followed.

SECOND YEAR

L-705 Leaf Collection-2nd year - Collection of 20 leaves representing 20 forest trees and found in Kentucky. Mounting instructions in the forestry book, "4-H Forestry Project Unit I-Introducing Yourself to Trees" (4DF-01PA or most recent version) Activity #1 are to be followed.

L-706 Educational Exhibit - Develop a creative educational exhibit on some phase of forestry. The exhibit may utilize any visual technique. The total exhibit is not to exceed dimensions of 2' x 2', or four (4) square feet.

THIRD YEAR AND OVER

L-707 Educational Exhibit - Develop a creative educational exhibit on some phase of forestry. The exhibit may utilize any visual technique. The total is not to exceed dimensions of 3'x3', or nine (9) square feet.

L-708 Stem, Leaf, Fruit display - Collect and mount 5 stems, leaves and fruit representing 5 forest trees found in Kentucky. Follow closely the instructions in the forestry book, "4-H Forestry Project Unit I - Introducing Yourself to Trees" (4DF-01PA or most recent version) Activity #2 is to be followed, including the 2' x 3' exact size. Activity #1 are to be followed.

DEPARTMENT L: 4-H CLUB CONT.

DIVISION 11 - 4-H HORTICULTURE & PLANT SCIENCE

1. A class of exhibits representing the horticulture and plant science projects will be included in the Kentucky State Fair. Entries will be limited to one project per class from each county. Examples of acceptable exhibits are listed below. Plants, photographs or other visual aids are necessary for most projects. The class will be governed by the following:

- Exhibits will be judged on the quality of the primary (horticulture) project work.
- All plants exhibited **MUST** have been grown by the 4-H'ers for at least 6 months. Exceptions will be made with terrariums, dish gardens and annual and vegetable bucket gardens which may have been grown for a shorter period of time.
- Items improperly entered will be disqualified.
- Exhibits entered with pesticide residue will be disqualified and disposed of.
- Care will be provided for all plants. However, because of low light, air conditioning, etc., no guarantee can be made that the plants will be returned in their original condition. Plants are entered at the risk of the exhibitor.
- Vegetable entries should be fresh, with the label on top of exhibit. Do not stick toothpicks in produce.

Youth should NOT use garden soil in containers. Use well-drained, disease-free potting soil for all containers.

L-561 Environmental Awareness (Such as but not limited to :) A one-page description of project must accompany entry item (type or printed neatly) to be eligible for entry.

- Tree planting on city property, roadways, parks, etc.
- Home landscaping
- Composting

L-562 Production and Marketing (such as but not limited to:)

- Vegetable garden planted for home and/or market use.
- The planting, production, or management of fruit plantings.
- The planting, production, or management of trees, shrubs, greenhouse crops or garden perennials.

L-563 Experimental Horticulture (such as, but not limited to:) A one-page description of project must accompany entry item (type or printed neatly) to be eligible for entry.

- "Science Fair" type of exhibit involving experimental work with plants
- Comparison of different varieties of vegetables or annual flowers
- Comparison of mulching or other cultural practices

L-564 Horticultural Project Exhibits (such as, but not limited to:) A one-page description of project must accompany entry item (type or printed neatly) to be eligible for entry.

- How to propagate plants
- How to force spring bulbs
- How to start seeds
- How to graft cacti
- How to dry herbs

Plant Display: Youth should NOT use garden soil in containers. Use well-drained, disease-free potting media for containers.

L-565 Terrariums

L-566 Dish gardens (desert or tropical)

L-567 Vegetable container gardens (grown in container - not dug out of the garden)

L-568 Annual container gardens - (non-vegetable)

L-569 House plants

L-570 Hanging baskets

L-571 Herb Container Garden

L-572 Window Box Display

L-573 Upcycle Container Garden (Previously used container recycled, example, wood pallet garden)

Garden and/or Orchard Displays

L-574 The exhibitor may exhibit as many different fruits and/or vegetables from their garden as desired. Any size or type (minimum of five types) of produce may be displayed in the 2'x3' area provided for each exhibit. The exhibit must be in a display container (box or basket) which can be easily moved. Vegetables will not be returned to exhibitor. They will be judged as follows:

Quality of Produce	40%
Attractiveness of Container	30%
Uniformity and true-to typeness	10%
Number of different types	15%
Labeling	5%

DEPARTMENT L: 4-H CLUB CONT.

4-H'ers may also exhibit plates of vegetables. A white paper plate for vegetables must be supplied by the exhibitor. These vegetables will not be returned to the exhibitor. Classes of vegetables will be limited to:

L-575 Tomato, cherry (5 per plate) Must be ripe (red or yellow color only)

L-576 Tomato, beef steak (5 per plate)

L-577 Tomato, heirloom (5 per plate)

L-578 Peppers, hot (5 per plate)

L-579 Peppers, bell (5 per plate)

L-580 Peppers, sweet (5 per plate)

L-581 Cucumbers, slicing (5 per plate)

L-582 Cucumbers, pickling (5 per plate)

L-583 Beans, snap or lima (12 per plate)

L-584 Corn, sweet (in the husk with silks) (5 ears per plate)

L-585 Cantaloupe (1 whole)

L-586 Squash, summer (3 per plate)

L-587 Eggplant (3 per plate)

The largest vegetable may not be the highest quality, nevertheless, it is unique. The largest entry in each of the following classes will receive a class champion ribbon.

L-589 Largest Tomato (by weight) must be ripe (red or yellow color only)

L-590 Largest Pumpkin (by weight)

L-591 Largest Watermelon (by weight)

DIVISION 12 - 4-H ELECTRIC

1. Exhibits must be made based on the appropriate units in the 4-HCCS Electric Excitement project books. Projects entered using Snap Circuits® kits will be disqualified.

2. Exhibitor is limited to one entry per class.

3. All exhibits requiring bulbs must have the correct size.

4. Use of molded plug-ins is not prohibited but discouraged.

5. Any electric project observed or judged to be unsafe or potentially harmful to the public or surrounds will be disqualified immediately and disabled for further use.

6. Effective strain relief should be provided for all wire to terminal connections. Knots, clamps, connectors, or staples are acceptable when used appropriately.

MAGIC OF ELECTRICITY (4HCCS BU-06848) (All exhibits must be DC powered).

L-645 Battery powered series and parallel circuits (Circuits must include both series and parallel, a simple switch and can be no more than 9 volts).

L-646 Homemade Galvanometer (Must be able to detect the presence of an electrical current)

L-647 Electromagnetic Circuits (Must be a working electromagnet with a simple switch and can be no more than 9 volts).

L-648 Simple homemade DC motor (Rotor must turn under its own power).

INVESTIGATING ELECTRICITY (4HCCS BU-06849) (all exhibits must be DC powered)

L-649 Battery powered series or parallel circuit (Circuit may be either series or parallel, must contain either a momentary and/or three way switch, a circuit diagram with explanation and can be no more than 9 volts).

L-650 Original design soldered circuit project (Circuit must contain an on/off switch, a motion or tilt activated switch, a light and sound producing device and must be powered by 9 volts. All connections in the circuit must soldered and a circuit diagram with explanation must be included).

WIRED FOR POWER (4HCCS BU-06850) (all exhibits must be AC powered and be able to be safely connected and disconnected from a standard 120 volt duplex outlet).

L-651 Display of wire sizes and types with description and example of usage (display must contain at least 12 different examples)

L-652 Simple household or farm use circuit (Circuit must contain one single pole switch controlling one electrical load device. Circuit should be mounted on a sturdy mounting surface and free standing. Wiring should be done with Romex NM-B 12 gauge wire and clamped or stapled appropriately. A circuit diagram with explanation must be included)

L-653 Complex household or farm use circuit (Circuit must contain at least two three-way switches, and may also contain a four-way switch, controlling one electrical load device. The circuit must also contain a working duplex electrical outlet. Circuit should be mounted on a sturdy mounting surface and free standing. Wiring should be done with Romex NM-B 12 gauge wire and clamped or stapled appropriately. A circuit diagram with explanation must be included).

DEPARTMENT L: 4-H CLUB CONT.

L-254 Table, desk, vanity or floor lamp, any purpose – original design only. (Pop Can Lamp kits are not allowed and will be disqualified).

ENTERING ELECTRONICS (4HCCS BU-06851) (exhibits may be either DC or AC powered. AC powered exhibits must be able to be safely connected and disconnected from a standard 120 volt duplex outlet).

L-655 Basic electronic circuits without solid-state components (from project book).

L-656 Basic electronic circuits with solid-state components (from kit).

L-657 Basic electronic circuits with solid-state components (original circuit design, must include circuit diagram and explanation).

GREEN ENERGY

L-658a Wind powered energy project (original design).

L-658b Solar powered energy project (original design).

L-658c Water powered energy project (original design).

DIVISION 13 - 4-H WOOD SCIENCE

An exhibitor may enter only one Wood Science class per year.

L-674 Level 1, made from a kit. Simple items which have pre-cut and pre-drilled parts and youth demonstrate knowledge of assembly, selection and use of fasteners (nails, screws and/or glue), sanding techniques, and appropriate finishes. (Examples could include but not limited to: small bird house, non-hopper bird feeder, etc.) Item must demonstrate skill with fasteners, sanding and appropriate finish (no puzzles).

L-675 Level 1, NOT from a kit. Simple constructed wood item showing knowledge of hand tools, wood selection, cutting, drilling, usage of fasteners (nails, screws and/or glue), sanding techniques, and appropriate finishes. (Examples could include but not limited to: napkin holder, letter holder, simple picture frame, wire wiggly, towel holder, serving tray, jewelry box, small flag holder, 4-H book ends, airplane, hurricane lamp, trivet (pot holder), etc.)

L-676 Level 2, made from a kit. More elaborate items which require proper cutting, drilling and youth demonstrate knowledge of selection and skill in use of fasteners (nails, screws and/or glue), sanding techniques, and appropriate finishes. (Examples could include but not limited to: jewelry box, tool tray, large bird house, pine wood cars, etc.) Item must demonstrate skill with fasteners, sanding and appropriate finish (no puzzles).

L-677 Level 2, NOT from a kit. More elaborate items that demonstrate mastered skills with hand tools, basic knowledge of power hand tools, fastening options, appropriate surface preparations, and finish applications. (Examples could include but not limited to: puzzle, foot stool, revolving tie rack, 4-H key holder, cutting board, book rack, serving dish shelf, sawhorse, hopper type bird feeder, etc.)

L-678 Level 3, NOT from a kit. Items showing a more advanced knowledge of power tools, expertise in cutting, fitting, surface preparation, attention to fastening details, and finish application. (Examples could include but not limited to: a multi-purpose box, corner shelf, book shelf or laminated wood projects, garden bench, planting box, nail and tool box, shop tool rack & shelf, etc.) Original designs are welcomed. This exhibit is to be made up of two parts: 1) the item and 2) a folder containing photographic documentation of the steps taken in order to complete this exhibit. If the exhibit does not include both the item and a folder containing photographic documentation, then the exhibit will be disqualified.

L-679 Level 4, NO kits. Exhibits with a "furniture" quality finish, showing an understanding of all woodworking techniques learned in previous levels. Items must show a mastery of joint construction and use of special woods, and finishes. (Examples could include but not limited to: checker boardroom divider, coffee table, end table, chest of drawers, gun rack or cabinet, etc.) Original designs are welcomed. This exhibit is to be made up of two parts: 1) the item and 2) a folder containing photographic documentation of the steps taken in order to complete this exhibit.

If the exhibit does not include both the item and a folder containing photographic documentation, then the exhibit will be disqualified.

L-680 Level 4, NO kits. Exhibits do not require a fine finish (painted finish allowable) because of practical use. Items demonstrate knowledge of all woodworking techniques learned in previous levels. Items must show a mastery of cutting, drilling, joint construction, use of special woods, and appropriate finishes. (Examples could include but not limited to: porch swing, chaise lounge, picnic table, lawn chair, large planters, etc.) This exhibit is to be made up of two parts: 1) the item and 2) a folder containing photographic documentation of the steps taken in order to complete this exhibit. If the exhibit does not include both the item and a folder containing photographic documentation, then the exhibit will be disqualified.

DIVISION 14 - 4-H ENTOMOLOGY & HONEY

1. An exhibitor may enter only one class in Entomology and no more than two entries in Honey (one extracted, one chunk).

2. Specifications for pinned-insect exhibits 687A, 688A, 689A, 690a, and 691 (see below for insect photography exhibits, 687B, 688B, 689B, and 690b):

DEPARTMENT L: 4-H CLUB CONT.

a. 9" x 13" folding cardboard insect-collection boxes available through UK College of Agriculture, Department of Entomology, should be used. Homemade or purchased wooden exhibit boxes may be used instead. They must be approximately 18" x 24" and not more than 3 1/2" thick with Plexiglass or glass covers and cellophane pinning bottoms (or plastazote or polyethylene pinning bottoms available from entomology supply stores such as Bioquip.com). Boxes must be easily opened (for instance; if a screw is used to secure Plexiglas tops, use a thumbscrew fastener instead of a fastener that requires a tool).

b. Specimens are to be arranged so the box can be exhibited horizontally. 4-H'ers may attach wires to the back of wooden boxes to help make them easier to display.

c. Identification labels available from the Extension Office must be used, or custom labels may be printed if they conform exactly to the font, font size, and font color of the official labels. Labels should be printed onto white cardstock. The exhibit identification card should be placed on the front of the box (each box). Instructions for pinning and labeling are included in your literature.

d. One half of the specimens may be from the previous year's collection or from anywhere in the United States; one half or more must be Kentucky insects collected since the last Kentucky State Fair. No insects that were originally collected from countries outside of the United States will be judged.

e. For the first through fifth year projects, a display collection catalog must be in an envelope attached to the back of the display box. Envelopes should be attached to permit their being opened easily to remove catalogue from them without moving the exhibit.

f. Most specimens in the display cases should be pinned, and the use of vials is discouraged. If vials are used, they may account for no more than 2% of a collection. Vials must be securely wired or pinned to the pinning bottoms.

g. The inclusion of non-insect specimens (spiders, e.g.) is encouraged, but because this is primarily an insect collection, and because non-insects do not preserve well on insect pins, points will be deducted if there are more than one specimen from each non-insect class.

3. Entomology exhibits are judged on the following categories: Orders, Species, Common Names, Labels, Condition of Specimens, Overall Appearance, Life Cycle Representation and Catalog of Specimens.

4. Exhibits will be penalized if they do not:

a. Use insect pins for pinning insects.

b. Use the 4-H Entomology identification labels.

c. Use display boxes that are not the official 9" x 13" cardboard boxes acquired through the Dept. of Entomology, or wooden boxes that are approximately 18" x 24" x 3 1/2".

d. Fulfill the requirements of the particular exhibit under which it is entered.

e. Have the insects arranged so the box can be exhibited horizontally.

f. Have the display collection catalogue in an envelope attached to the back of the display box through fifth year project.

5. No extra credit will be given for specimens exhibited beyond the numbers listed in the current project books.

6. 4-H'ers entering fifth year cannot use the same exhibit that has been judged in any previous State Fair.

4-H Entomology exhibits will be divided into the following classes:

L-687A First year project (Up to three 9" x 13" official cardboard boxes, or up to two 18" x 24" wooden boxes, with minimum of 25 insects, maximum 50 insects, from at least four orders. Identification beyond order not necessary. All specimens must have date and locality label.)

L-687B First year project (minimum of 25 insect photographs, maximum 50 photographs, from at least four orders. Identification beyond order not necessary. All photographs must have notation field.)

Specifications for insect photography exhibits:

a. Images will be submitted on a USB memory device (such as a "thumb drive") with no other data except for the images and folders. The USB device must be identified externally with a tag or label, showing "4-Her's last name-County-Lot Number-Class Number-Entry Number." The single root folder will be labeled with the same information. Images will be contained inside this folder. Example folder name: Doe-Fayette-6026-687a-24531

b. Each image will be .jpg format, 1920X1080 pixels. Vertical or horizontal black bars may be present to allow for cropped images.

c. Each image will have a filename that matches the following: "lastname-county-#.jpg,"

where "#" indicates the number of the image inside the folder. Example filename: Doe- Fayette-1.jpg

d. Each image will include a 400X300 pixel (or larger if necessary), white notation box with important information about the photo. This notation field may be placed anywhere inside the image, including inside black bars (if present). Fonts may vary based on the 4-Her's software, but we recommend Ariel, 18pt, black, non-bold or larger. The notation field will include the following information, with one space between each line:

DEPARTMENT L: 4-H CLUB CONT.

[4-Her's Name, County, Lot Number, Class Number]

[Date of original photograph]/[Location of original photograph. Location may be in the form of a street/city/zip code address or GPS coordinates.]

[Brand and type of camera or camera phone]

[Settings, including type of lens, relevant camera settings, and "flash" or "no flash"]

[Insect Order – Common Name]

1. First year entomology photography exhibits are judged on the following categories: Orders, Species, Common Names, Labels, Quality of Photograph.

2. Digital insect collections will be penalized if they:

- a. Consist of images that were created by someone other than the 4-Her
- b. Are not submitted and labeled according to guidelines

3. No extra credit will be given for photographs submitted beyond the numbers listed in the current project books.

L-688A Second year project (Up to three 9" x 13" official cardboard boxes, or up to two 18" x 24" wooden boxes, with minimum of eight orders and not less than 50 insects, nor more than 100 insects.) Half of the insects should be identified with a common name.

L-688B Second year project (40-50 photographs total, representing 2 kinds of insect eggs, 8 nymphs, 8 larvae, 2 pupae, and a minimum of 20, maximum of 30, images showing insect adaptations and/or behaviors). Specifications for exhibits are the same as for 687b except:

- Each image will include a 400X300 pixel (or larger if necessary) white notation box with important information about the photo. This notation field may be placed anywhere inside the image, including inside black bars (if present). Fonts may vary based on the 4-Her's software, but we recommend Ariel, 18pt, black, non-bold. The notation field will include the following information, with one space between each line:

[4-Her's Name, County, Lot Number, Class Number]

[Date of original photograph]/[Location of original photograph. Location may be in the form of a street/city/zip code address or GPS coordinates.]

[Brand and type of camera or camera phone]

[Settings, including type of lens, relevant camera settings, and "flash" or "no flash"]

[Insect Order – Common Name (if applicable)]

[Brief description of life stage, behavior, or adaptation]

- Second year entomology photography exhibits are judged on the following categories: Identification, description of life stage, behavior, or adaptation, Labels, Quality of Photographs. Check with county 4-H Agent for point distribution on score sheet.

- Identification to order (or class for non-insect arthropods) is necessary for any eggs, nymphs, larvae, pupae, and adult insects in the project; common name identification is necessary for at least one-half of adult insects in the project.

- No images from the previous insect photography projects may be reused for this project.

L-689A Third year project (Three 9" x 13" official cardboard boxes, or two 18" x 24" wooden boxes, with a minimum of 10 orders and 100 insects, a maximum of 150 insects.)

L-689B Third year project (50-100 photographs total, with images showing insects and other arthropods that impact humans). Specifications for exhibits are the same as for 688b except:

- Each image will include a 400X300 pixel (or larger if necessary) white notation box with important information about the photo. This notation field may be placed anywhere inside the image, including inside black bars (if present). Fonts may vary based on the 4-Her's software, but we recommend Ariel, 18pt, black, non-bold. The notation field will include the following information, with one space between each line:

[4-Her's Name, County, Lot Number, Class Number]

[Date of original photograph]/[Location of original photograph. Location may be in the form of a street/city/zip code address or GPS coordinates.]

[Brand and type of camera or camera phone]

[Settings, including type of lens, relevant camera settings, and "flash" or "no flash"]

[Insect Order – Common Name (if applicable)]

[Brief description of life stage, behavior, or adaptation]

- Third year entomology photography exhibits are judged on the following categories: Diversity, Inclusion of life stage, Identification, Description of impact, Labels, Quality of Photographs. Check with county 4-H Agent for point distribution on score sheet.

- Identification to order (or class for non-insect arthropods) is necessary for any eggs, nymphs, larvae, pupae, and adult insects in the project; common name identification is necessary for all adult arthropods in the project.

- No images from the previous insect photography projects may be reused for this project.

DEPARTMENT L: 4-H CLUB CONT.

L-690a Fourth year project (Three 9" x 13" official cardboard boxes, or two 18" x 24" wooden boxes, with minimum of 12 orders and 150 insects, no maximum) An additional cardboard or wooden box with an example of insect damage, the stage of the insect causing the damage and any other stage of the insect that helps identify the problem. Include information in the display that tells how the insect is controlled. Life cycle of two insects may be displayed if desired.

L-690b Fourth year project (100-150 photographs total, with images showing insects and other arthropods that impact humans). Specifications for exhibits are the same as for 689b except for the additional number of photographs. No images from previous insect photography projects may be reused for this project.

L-690c Junior Level Entomology Video Project. 1-3 minute entomology video submitted to social media platform (YouTube or TikTok), focusing on one insect or insect relative (including arachnids, centipedes, millipedes, and crustaceans) that lives in Kentucky. Specifications:

- Video may be created on any video-editing platform and may include editing, cuts, text, special effects, filters, still images, music, and narration.
- The final video will be uploaded by the 4-Her onto YouTube or TikTok, either to an account managed by local County Extension staff or to an account managed by the 4-Her. If the County Office is managing the account, they will provide a link to the video to blaken@uky.edu. If the 4-Her chooses to upload the video with privacy settings, the final video may be shared as a link to blaken@uky.edu (for YouTube videos) or direct messaged to [@kentucky_bugs](https://www.instagram.com/kentucky_bugs) (for TikTok videos) prior to St Fair project submission deadlines.
- The video should begin with an introduction from the 4-Her which includes the following information: First Name, County Name, Name of Project ("Junior Level Kentucky 4-H Entomology Video Project"), Common Name of Insect (or insect relative), Scientific Order Name of Insect (or insect relative).
- The 4-Her may appear in the video if they elect to do so and if they have a H-328 photo consent form on file (<https://entomology.ca.uky.edu/file/photo-imageconsentformh328pdf>). The inclusion of 4-H logos (such as on a T-shirt, or on a County Extension sign) in the video is encouraged. Videos may be used by the University of Kentucky on websites or social media for education or entertainment purposes.
- The video should focus on a single kind of native or non-native insect or insect relative that lives wild in Kentucky. The video does not have to focus on a single species, but needs to be more specific than the Order level. For instance, a video on "wolf spiders" would be acceptable, but "spiders" would be too general for this project. Similarly, "lady beetles" would be an appropriate topic, but "beetles" is too general.
- The video may cover any factual information about the creature including: habitat, feeding strategies, defense, range, life cycle, impacts to humans, conservation status. Additional content, (such as folklore, humor, or personal experiences with the creatures) may be included, but should account for less than 50% of the content. Information may be delivered via narration (live or overdubbed), text/subtitles, or a combination.
- Any media used in the video must be generated by the 4-Her. Images, video clips, music or sound clips from other creators should not be used, with the exception of licensed TikTok background music.

L-691 Fifth year project (may be repeated for successive years of eligibility but must be a different exhibit. No exhibit that has been judged in any previous State Fair may be entered.) Any type of display that pertains to experiences beyond those of previous projects. Special collections of native and/or exotic butterflies, beetles to some other insect order; a study in depth of one insect or small group of insects: a display of insect camouflage: a display of plastic embedded insects: a collection of insect larvae and nymphs are examples. Charts, photographs, models or any other visual aids may be used. 4-H'ers are encouraged to write a short (1 or 2 paragraphs) statement developing the theme of their fifth-year display.

L-691c Senior Level Entomology Video Project. 1-3 minute entomology video submitted to social media platform (YouTube or TikTok), focusing on one insect or insect relative (including arachnids, centipedes, millipedes, and crustaceans) that live in Kentucky. Specifications: same as 690c except for Senior level.

HONEY

Honey will show better in oval, flat sided to square clear glass containers. 4-H'ers must use standard honey jars. Wide-mouth mason jars or wide-mouth honey jars may be used. The jars and lids must be clean. Fill jars to the "fill line". The "fill line" is the continuous ring that circles the jar and not necessarily the threads that help hold the lid. Note: Two jars must be submitted for the following classes.

Display cases for capped honey may be made by 4-H'ers or bought from a store, but they must be bee-proof and have a removable top in order for the judge to check moisture. One frame per container.

Observation hives shall be secure from opening to the satisfaction of the Bees and Honey superintendent.

This shall include the top of the observation hive and all holes and openings. Openings should be secure by screws or locks.

DEPARTMENT L: 4-H CLUB CONT.

- L-692** Two one pound glass Queenline or Classic jars of white extracted honey.
- L-693** Two one pound glass Queenline or Classic jars of light amber extracted honey.
- L-694** Two one pound glass Queenline or Classic jars of amber extracted honey.
- L-695** Two one pound glass Queenline or Classic jars of dark amber extracted honey.
- L-696** Two wide mouth pints or Classic jars of chunk honey, any color.
- L-697** Any frame of capped honey suitable for comb honey (Light)
- L-698** Any frame of capped honey suitable for comb honey (Amber)
- L-699** Any frame of capped honey suitable for extraction (Light)
- L-700** Any frame of capped honey suitable for extraction (Amber)
- L-701** Best display of one-frame observation hive of honeybees consisting of worker bees, a properly marked queen, and brood.

DIVISION 15: Consumer and Financial Education

1. Number of Entries Permitted:
 - a. A member may enter only one class in the Consumer and Financial Education Division.
2. Unique Rules or Instructions:
 - a. Create poster on 20" X 30" foam core board or sturdy cardboard (turned in a vertical direction).
 - b. The use of pencil on the front of the poster is discouraged.
 - c. Judging criteria will be based on theme, poster design (lettering, attractiveness, how well it conveys a message), and narrative.
 - d. Information for the following classes can be found in the 4-H Consumer Savvy project manuals - The Consumer in Me, Consumer Wise, and Consumer Roadmap.
 - e. Posters that do not include the narrative or do not conform to the topics specified in the class description will not be judged.
3. Additional Documentation Required: Every class in this division requires a narrative. See class description for specifics.

Class Descriptions:

Level 1 (Grades 4-5): The Consumer in Me

L-914 Poster on "Bargain Shopping" For grades 4-5; complete a cost comparison chart for one product you and your family use as outlined in the activities under "Bargain Shopping" on pp. 20-21. Use 20" X 30" foam core board or cardboard. Write a narrative telling how the decision making process was used to reach your final choice; include answers to the questions in "Check This Out!" on p. 21. At the end of the narrative, list the sources of information used in researching the topic. Make a poster on "comparison shopping." Include name, age, and county at top of narrative. The narrative can be handwritten or a computer printout; single or double spaced; on plain white or notebook paper - one to two pages, printed on front side only. Place the narrative in a plastic sleeve. Attach the sleeve to the back of the poster with tape or a binder clip.

L-915 Poster on "What is the Best Buy?" For grades 4-5; complete a cost comparison chart for two products in three different sizes as outlined in the activities on pp. 22-23. Use 20" X 30" foam core board or cardboard. Write a narrative telling how the decision making process was used to reach your final choice; include answers to the question in "Check This Out!" on p. 23. At the end of the narrative, list the sources of information used in researching the topic. Make a poster on "checking prices". Include name, age, and county at top of narrative. The narrative can be handwritten or a computer printout; single or double spaced; on plain white or notebook paper--one to two pages, printed on front side only. Place the narrative in a plastic sleeve. Attach the sleeve to the back of the poster with tape or a binder clip.

Level 2 (Grades 6-8): Consumer Wise

L-916 Poster on "Media and the Marketplace" For grades 6-8; complete a commercial comparison as outlined in the activities on pp. 18-19. Use 20" X 30" foam core board or cardboard. Write a narrative of your answers to the questions in "Check This Out!" on p. 19 and tell what conclusions you were able to draw from the experience. At the end of the narrative, list the sources of information you used in researching your topic. Make a poster related to "advertising aimed at young people"—Include name, age, and county at top of narrative. The narrative can be handwritten or a computer printout; single or double spaced; on plain white or notebook paper--one to two pages, printed on front side only. Place the narrative in a plastic sleeve. Attach the sleeve to the back of the poster with tape or a binder clip.

L-917 Poster on "Decision! Decisions! Decide!" For grades 6-8; complete the 6-Step Decision Making process on any item you wish to purchase as outlined in the activities on pp. 12-13. Use 20" X 30" foam core board or cardboard. Write a narrative of your answers to the questions in "Check This Out!" on p. 13 and tell what conclusions you were able to draw from the experience. At the end of the narrative, list the sources of information you used in researching your topic. Make a poster related to "the consumer decision-making process". Include name, age, and county at top of narrative. The narrative can be handwritten or a computer printout; single or double spaced; on plain white or notebook paper - one to two pages, printed on front side only. Place the narrative in a plastic sleeve. Attach the sleeve to the back of the poster with tape or a binder clip.

DEPARTMENT L: 4-H CLUB CONT.

Level 3 (Grades 9-12): Consumer Roadmap

L-918 Poster on “How to Write a Wrong” For grades 9-12; write a complaint letter as outlined in the activities on pp 22-23. Use 20” X 30” foam core board or cardboard. Write a narrative of your answers to the questions in “Check This Out!” on p. 23 and tell what conclusions you were able to draw from the experience. At the end of the narrative, list the sources of information you used in researching your topic. Make a poster related to “resolving a consumer complaint”. Include name, age, and county at top of narrative. The narrative can be handwritten or a computer printout; single or double spaced; on plain white or notebook paper - one to two pages, printed on front side only. Place the narrative in a plastic sleeve. Attach the sleeve to the back of the poster with tape or a binder clip.

L-919 Poster on “I Own a Car or Does It Own Me?” –For grades 9-12; calculate and illustrate the costs of owning a car as outlined in the activities on pp. 28-31. Use 20” X 30” foam core board or cardboard. Write a narrative of your answers to the questions in “Check This Out!” on pp. 29-30 and tell what conclusions you were able to draw from the experience. At the end of the narrative, list the sources of information you used in researching your topic. Make a poster related to “consumer decision-making in buying a car.” Include name, age, and county at top of narrative. The narrative can be handwritten or a computer printout; single or double spaced; on plain white or notebook paper--one to two pages, printed on front side only. Place the narrative in a plastic sleeve. Attach the sleeve to the back of the poster with tape or a binder clip.

L-920 Poster on “What Does Real Life Cost?” –For grades 9-12; identify and illustrate the true costs of living on your own as outlined in the activities on pp. 32-33. Use 20” X 30” foam core board or cardboard. Write a narrative of your answers to the questions in “Check This Out!” on p. 33 and tell what conclusions you were able to draw from the experience. At the end of the narrative, list the sources of information you used in researching your topic. Make a poster related to “the financial responsibilities of living on your own. Include name, age, and county at top of narrative. The narrative can be handwritten or a computer printout; single or double spaced; on plain white or notebook paper--one to two pages, printed on front side only. Place the narrative in a plastic sleeve. Attach the sleeve to the back of the poster with tape or a binder clip.

DIVISION 16 - 4-H CROPS

Project entry must meet all the requirements for the class; otherwise, the entry will be disqualified.

1. See General Rules applying to all 4-H exhibitors and general rules applying to all exhibits other than livestock previously listed in this catalog.
2. Grain samples must be of good quality and free from foreign matter. The Superintendent has the authority to refuse any and all entries due to excess chaff, rodent pellets, mold, musty, foreign materials, or anything that makes is unsuitable for display. Do not bring grains in glass containers. Grain must be in one (1) gallon zip lock bags. Neither the container nor the grain will be returned. Id tags and yield/variety information must be attached to bag.
3. Hay: Bring ½ hay bale securely bound with cord or twine. Place ½ hay bale in a large double strength garbage bag. Tags must be attached to the bale and not the bags-Print id tags on cardstock with a hole punched in the corner and attached using rubber bands to the bale.
4. Legume hay shall consist of 85% if the class designed legume. Grass hay shall be 85% of the class-designed grass. Mixed hay should contain only one eligible grass and one eligible legume. The legume component shall be at least 30 percent alfalfa and not more than 70% legume. Eligible legumes are alfalfa, red clover, and ladino clover. Eligible grasses are timothy, Bermuda grass, orchard grass, tall fescue and rye grass.
5. The field corn and popcorn will be exhibited in trays provided by the State Fair. Variety and yield information must be included.
6. No grain exhibits will be returned. Hay will be returned to your county.
7. Roots of soybeans must be washed.
8. Exhibitor is limited on one entry per class. Exhibitor is not limited to number of classes entered.

CLASSES

LEGUME HAY:

L-600 Alfalfa hay, ½ bale (no full bales accepted) from the current year's project crop, neatly tied and labeled.

L-601 Red clover hay, ½ bale (no full bales accepted) from the current year's project crop, neatly tied and labeled.

GRASS HAY:

L-602 Timothy Hay, ½ bale (**no full bales accepted**) from this current year's project crop, neatly tied and labeled.

Place hay in a double strength plastic bag.

L-603 Other Grass Hay, ½ bale (**no full bales accepted**) from the current year's project crop, neatly tied and labeled.

Place hay in a double strength plastic bag.

MIXED HAY:

L-604 Mixed Hay, ½ bale (**no full bales accepted**) from the current year's project crop, neatly tied and labeled.

DEPARTMENT L: 4-H CLUB CONT.

YELLOW CORN:

L-605 Yellow-ear, from the previous year's crop, 8 ears shucked, and labeled with variety and yield.

L-606 Yellow-ear, from the current year's crop, 8 ears shucked, and labeled with variety and yield.

L-607 Yellow-shelled, from the previous year's crop, 0.5 gallon in a container, and labeled to show variety and yield.

WHITE CORN:

L-608 White-ear, from the previous year's crop, 8 ears shucked, and labeled with variety and yield.

L-609 White-ear, from the current year's crop, 8 ears shucked, and labeled with variety and yield.

L-610 White-shelled, from the previous year's crop, 0.5 gallon in a container, and labeled to show variety and yield.

POPCORN:

L-611 White Popcorn-ear, from the previous year's crop, 8 ears shucked, and labeled with variety and yield.

L-612 Red Popcorn-ear, from the previous year's crop, 8 ears shucked, and labeled with variety and yield.

L-613 Yellow Popcorn-ear, from the previous year's crop, 8 ears shucked, and labeled with variety and yield.

FIELD SOYBEANS (Oil):

L-614 Soybeans from the current year's crop, three stalks tied together below leaves, with roots intact, but free of soil, and labeled to show variety.

L-615 Soybeans from the previous year's crop. 1-gallon zip lock bag, and labeled to show variety and yield.

GRAIN SORGHUM (Milo):

L-617 Grain Sorghum from the current year's crop, three stalks tied together below leaves, with roots in tact, but free of soil, and labeled to show variety.

L-618 Grain Sorghum from the previous year's crop, 1-gallon zip lock bag, and labeled to show variety and yield.

SWEET SORGHUM

L-619 Sweet sorghum from the current year's crop, three stalks tied together below leaves, with roots Intact, but free of soil, and labeled to show variety.

WHEAT (Soft, Red, Winter)

L-620 Wheat from the current year's crop, 0.5 gallon in a container, and labeled to show variety and yield.

L-621 Barley from the current year's crop, 0.5 gallon in a container, and labeled to show variety and yield.

DIVISION 17 - 4-H TOBACCO

Project entry must meet all the requirements for the classes; otherwise, the entry will be disqualified.

CAUTION: The 4-H tobacco exhibit rules and classes are determined by the state fair committee not the 4-H office; therefore, there could be changes to this category. This should be used only as a guide. The classes below are taken from the previous year's Kentucky State Fair catalog. The final decisions will not be made until June 2022 by the state fair board.

1. Entries in 4-H tobacco are restricted to enrolled members of 4-H.
2. Entries infected with insects or disease, or exhibiting server damage, shall be discarded.
3. An exhibitor may enter in any one or all different classes. However, one exhibitor is limited to ONE entry per class (Potted Plant, Green stick and Stripped Tobacco).
4. Each stick of green tobacco consists of 4 stalks per stick. The Superintendent and staff will NOT select a stalk to remove if 5 are included on the stick. It will be the duty of the exhibitor to select the stalk to remove.
5. All entries in the green stick classes should be wilted for a better presentation but must still be in GREEN STAGE. Green tobacco will be judged on uniformity, general appearance, and quality. The Judge has the right to disqualify any stick entered into the green stick category that has cured beyond the green stage.
6. All growing tobacco plants should be potted in a waterproof plastic bag and placed in an attractive container before arrival at the Fair. A five (5) gallon bucket is suggested. Outside of bucket must be clean and free of mud.
7. Each exhibit of stripped Burley tobacco shall consist of two (2) hands, each hand shall be made of twenty (20) leaves or more.
8. 4-H name tag for each exhibit of tobacco should be tied with string around the hands at entry.

TOBACCO DIVISIONS AND CLASSES

Burley Division – Stripped

L-5 Flying

L-6 Lug

L-7 Leaf

L-8 Tip

DEPARTMENT L: 4-H CLUB CONT.

Burley - Best Crop

L-15 Best Crop, 4-H, 4 grades

Entries shall be on an individual basis and must be produced by the exhibitor. Only one entry per individual is permitted and an entry shall consist of four grades: Flying, Lugs, Leaf and Tips. Each grade shall consist of two hands of 20 leaves each and samples entered in Classes 6 through 10 shall not be considered for this class. An engraved plaque will be awarded to the 4-H individual exhibiting the most outstanding entry in classes 5 through 8 and 15. In case of a tie, a point system will be used in awarding plaques.

L-26 Dark Tobacco 4-H Best Crop (2 hands – 20 leaves each grade)

Entries shall be on an individual basis and must be produced by the exhibitor. One entry per individual is permitted and an entry shall consist of four grades: Wrappers, Heavy Brown Leaf, Dark Leaf, and Thin Brown Leaf.

4-H Class Green Dark Tobacco (By Sticks):

L-31 Dark

Growing Dark Tobacco Plant

L-33 Best potted growing plant of Dark Tobacco, any type

4-H Class Green Tobacco (by sticks):

L-33 Burley

L-39 Best potted growing plant of Burley Tobacco

DIVISION 18 – KENTUCKY 4-H TRENDS

1. A member may enter up to 3 classes within the 4-H Trends Division. All items must have been made since the last State Fair.
2. Each exhibit must be properly labeled. Place ID tag (4LO-11SO) in the most visible place on the exhibit, preferably on the lower right-hand corner. Labels may be securely taped, attached with a rubber band through a hole in the corner or safety pinned (fabric items).
3. All photography classes with one photograph must be mounted on 10"x 16" MAT BOARD-(no poster board or foam core board accepted). Single photographs are limited to up to a maximum size of 8"x 12".
4. Each picture must be mounted securely. Rubber cement or dry mounting tissue is recommended. Do not use photo mounting corners.
4. All entries must follow the specifications and rules listed in their class in order to be named champion.
6. Junior division includes ages 9-13; Senior division includes ages 14-18.

Clover Photography

1. Exhibit is limited to a single photograph.
2. Subject of photograph must include 4-leaf clover. (Photographs of 3-leaf clovers will NOT be accepted.)
3. 4-leaf clover may be real or created.
4. Photograph may be color or black and white.
5. Follow all mounting rules described in the Photography division.
6. Maximum photograph size 8" X 12".
7. The 4-H identification tag should be located in the bottom right hand corner.

L-1010 Junior Clover Photograph

L-1011 Senior Clover Photograph

FAIR SURVEY

Comments and feedback will help the Fair Board in planning next year's fair.

If you have a suggestion on how an event may be improved, or would like to tell us what you liked about an event, fill out the spaces below. You may also comment on any other part of the fair such as the exhibits, the fairgrounds, parking, restrooms, Midway or Carnival, etc.

EVENT: _____

COMMENT: _____

EVENT: _____

COMMENT: _____

EVENT: _____

COMMENT: _____

EVENT: _____

COMMENT: _____


OTHER COMMENTS: _____

Your feedback is appreciated!

Please return this page to the fair office or to Meade County Fair Inc., P.O. Box 325, Brandenburg, KY 40108

From your friends

at



**HAVE FUN & ENJOY
THE RIDES AT THE
MEADE COUNTY FAIR!**

"Your One Stop Print Shop"

838 OLD EKRON ROAD • BRANDENBURG, KY 40108

270-422-SHIP • SHIPNPRINT@GMAIL.COM

WWW.SHIPNPRINTBBURG.COM

Authorized
Shipping
Outlet



FedEx

Authorized ShipCenter

SIGN PRINTING

POSTERS & BANNERS

POST CARDS & INVITATIONS

VINYL DECALS & STICKERS

PROFESSIONAL PACKING & SHIPPING SERVICES